






MULTI-COMBINATION VEHICLES IN Queensland

MARKED ROUTES

The following legend indicates which vehicles may/or may not use routes which are marked in the maps.

The vehicle description listed opposite the type of route marking indicates which vehicles are permitted or not permitted on routes depicted in that manner in the maps.

Legend

23 metre B-doubles only	
23 metre & 25 metre B-doubles only	
Type 1 road trains, 23 metre & 25 metre B-doubles only	
Type 1 & Type 2 road trains, 23 metre & 25 metre B-doubles	
No road trains or B-doubles to operate on these roads	

Operations are not permitted on roads where signs prohibit use or as indicated by above legend.

SHADED AREAS

There are two shaded areas indicated on the maps.

These areas indicate that specified types of multi-combination vehicles can operate on most roads within the specified shaded area as per the legend above and text below.



Light Shaded Area
All multi-combination vehicles
(excluding Type 2 road trains)

There are some marked routes in the ***light shaded area*** that cannot be used by road train or B-double combinations. Refer to the marked routes legend to identify these routes on maps.



Dark Shaded Area
All multi-combination vehicles

There are some marked routes in the ***dark shaded area*** that cannot be used by road train or B-double combinations. Refer to the marked routes legend to identify these routes on maps.


There are maps provided for some towns within the shaded areas where operation of road train or B-double combinations is limited to the routes specified (see index to locate these maps which are marked with an asterisk).

Operations in other towns is not restricted unless signs prohibit use or the route is marked for no road train or B-double operations in the guideline.

Operations on local authority roads in shaded areas is not restricted unless signs prohibit use or the route is marked for no road train or B-double operations in the guideline.

UNSHADED AREA

There is also an unshaded (all white) area where multi-combination vehicles can only operate on marked routes as per the legend above.



All white area
Multi-combination vehicles may operate
only on approved routes shown
