

Information Bulletin

Log Timber Concession

May 2013

Considerations

The Log Timber Concession approved by the Queensland Government for hauling log timber from forest to a sawmill or a port was introduced in 1987. In allowing the concession the government has taken into account the:

- difficulty of estimating the exact weight of logs in the forest
- difference in densities between different species of timber and even within the same species, depending on the season it is cut and the geographic location of the forest
- difficulty positioning logs on the vehicle so that the load is appropriately distributed between the axle groups.

Self-Regulation

The concession is based on operator self-regulation. This is achieved through the installation of on-board scales or by the Department of Transport and Main Roads checking weighbridge docketts supplied by the Department of Environment and Resource Management (DERM) Forest Products.

Vehicles not fitted with on-board scales are limited under this concession to carting cypress or plantation logs from forest to approved mills, paying royalty by weight to the DERM Forest Products.

Entitlement

The concession allows an operator to haul a load of log timber from a forest to a mill/port at an increased gross combination mass of 7.5% higher than the regulated limits subject to specified conditions.

The concession certificate is issued free of charge and needs to be renewed annually.

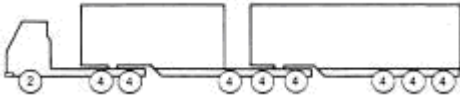
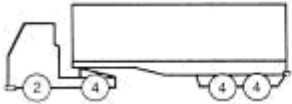
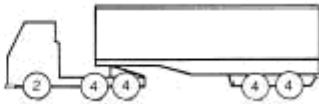


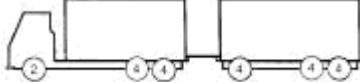
Conditions of the concession

This concession is granted subject to the following conditions:

1. Any one axle/axle group is not to exceed its regulation limit by more than 10%.
2. Carriers must load to achieve a suitable distribution to all axles/axle groups.
3. Operators must obtain the consent of local authorities to operate the concessional loadings on their roads.
4. The concession is subject to compliance with the manufacturer's GVM/GCM ratings (as shown on the vehicle's certificate of registration).
5. The certificate does not exempt the holder from complying with specific load limits on bridge structures.
6. The concessional GCM is not to be exceeded.
7. The concession applies to cartage from forest direct to mill/port.
8. The certificate or a copy shall be carried by the driver of the specified vehicle on all journeys during the period of concession and be produced for inspection when so requested by an authorised officer.
9. The concession applies only while the vehicle described above is currently registered.
10. The certificate may be revoked by the Director-General and confiscated by an authorised officer if any of the conditions are not complied with.
11. The vehicle shall carry a current certificate of inspection, where required.
12. The concession granted by the certificate shall cease where there has been a failure on the part of the owner or other person applying for this certificate to disclose a material fact, or where there has been a misrepresentation of a material fact on the basis of which this concession has been granted.



Concessional Gross Combination Mass (GCM) and Regulated Limits

 <p>Concessional GCM Limit 67.20 t Regulated GCM Limit 62.50 t</p>	<p>Sample Calculation of Concessional GCM $\text{Regulated GCM} + 7.5\% = \text{Concessional GCM}$ 42.5 = 45.7</p> <p>Calculation: $42.5 \times 107.5\% = 45.6875$ (Round to 1 decimal placing) 45.7</p> <hr/> <p>Rounding Rules (for rounding the first decimal placing up or down): If second decimal placing is up to and including 5 leave first decimal placing as calculated (rounded down). Example: $30.0 \times 107.5\% = 32.25$ round down to 32.2 If second decimal placing is more than 5 add 1 to first decimal placing (round up). Example: $42.5 \times 107.5\% = 45.6875$ round up to 45.7 (Second decimal placing of 8 causes the first decimal placing to be rounded from 6 to 7).</p>
 <p>Concessional GCM Limit 33.90 t Regulated GCM Limit 31.50 t</p>  <p>Concessional GCM Limit 41.90 t Regulated GCM Limit 39.00 t</p>	
 <p>Concessional GCM Limit 45.70 t Regulated GCM Limit 42.50 t</p>  <p>Concessional GCM Limit 43.50 t Regulated GCM Limit 40.50 t</p>	
 <p>Concessional GCM Limit 45.70 t Regulated GCM Limit 42.50 t</p>	

How To Apply

Application Form - Log Timber Application/Renewal (F1131) is available:

- on the Department of Transport and Main Roads website, www.tmr.qld.gov.au
- from any Department of Transport and Main Roads Customer Service Centre or Agency
- by phoning the Department of Transport and Main Roads on (07) 3066 5508.

Where to Send Applications

Postal Address: Manager (Heavy Vehicle Road Operations Program Office)
 Heavy Vehicle Operations
 10/313 Adelaide Street
 PO Box 70
 SPRING HILL QLD 4004

Fax Number: (07) 3066 5502

Email: hvaoperations@tmr.qld.gov.au