

# Queensland Transport and Roads Investment Program (QTRIP) 2018 Industry Briefings

10:00 am – 10:45 am

**QTRIP Statewide**

10:45 am – 12:00 pm

**QTRIP SEQ regions**

12:20 pm – 1:00 pm

**Asphalt, Bitumen and Quarry Materials**

# Queensland Transport and Roads Investment Program 2018–19 to 2021–22

Industry briefing

Mark Bailey, Minister for Transport and Main Roads

# Industry briefing – Brisbane

<b>Brisbane Convention and Exhibition Centre</b>	<b>Wednesday 8 August 2018</b>
QTRIP overview	10:05 – 10:25 am
Transport System Planning Program overview	10:25 – 10:45 am
QTRIP regional overview: <ul style="list-style-type: none"><li>• South Coast</li><li>• Metropolitan</li><li>• Downs South West</li><li>• North Coast and Wide Bay/Burnett</li></ul>	10:45 – 12:00 pm
Networking / break	12:00 – 12:20 pm
Asphalt, Bitumen and Quarry Materials session	12:20 – 1:00 pm
Networking / break.	1:00 – 1:30 pm

# Queensland Transport and Roads Investment Program 2018–19 to 2021–22

Industry briefing

Neil Scales, Director-General (Transport and Main Roads)

Department of Transport and Main Roads (TMR)

# TMR's vision



***Creating a single integrated transport network accessible to everyone***

# Future challenges



# Partnering with industry



# QTRIP 2018–19 to 2021–22

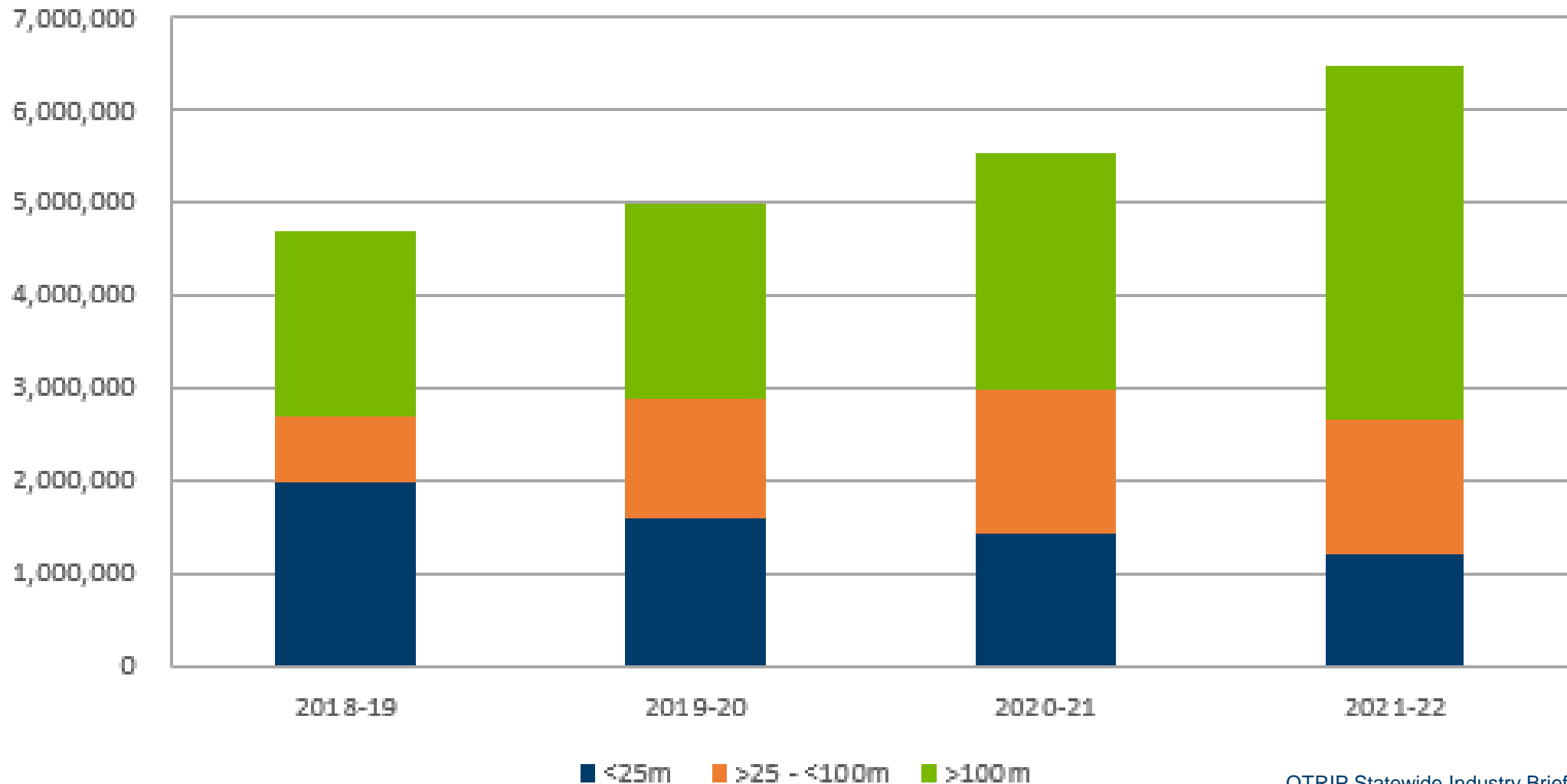
- Outlines approximately **\$21.7 billion** over four years for transport and roads infrastructure
- Of this, \$4.5 billion is to be invested in the 2018–19 financial year
  - \$1.4 billion Federal funding for 2018–19
  - \$3.1 billion for 2018–19 provided through State and/or other funding sources
- Supports an estimated average of approximately 19,200 direct jobs over life of program.





# Profile of QTRIP by project value

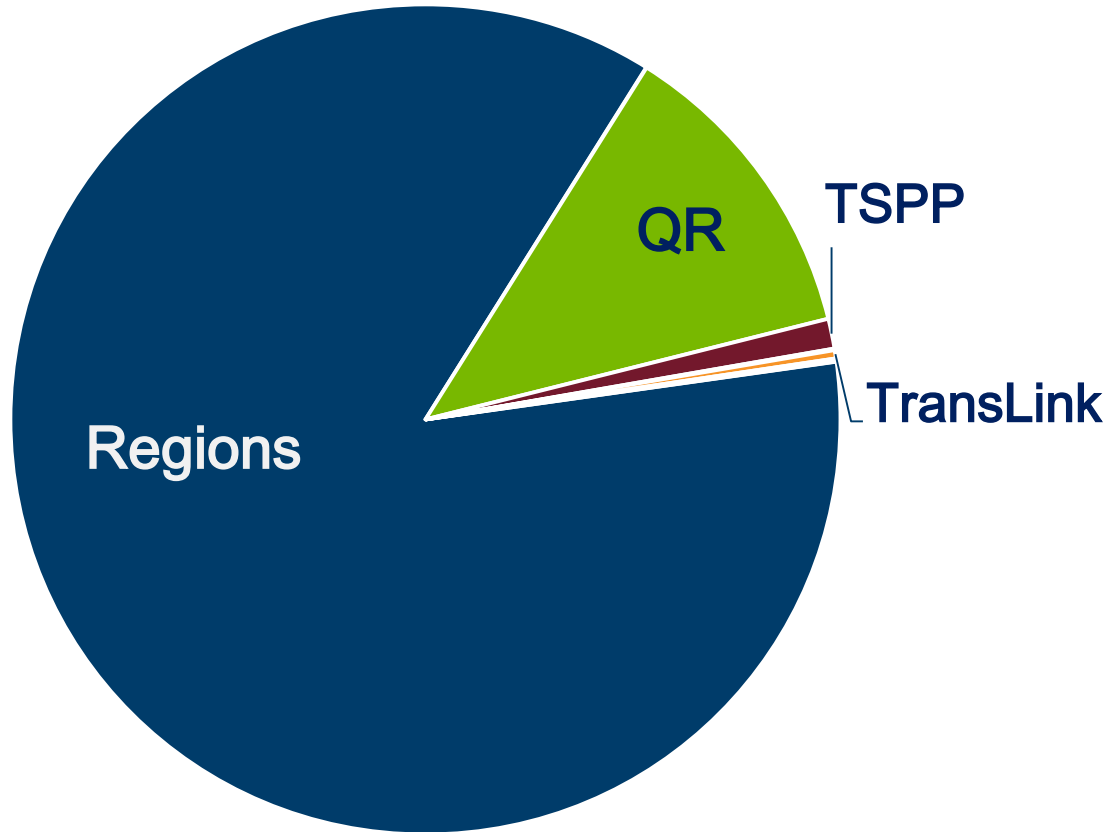
QTRIP Projects by Indicative Total Cost



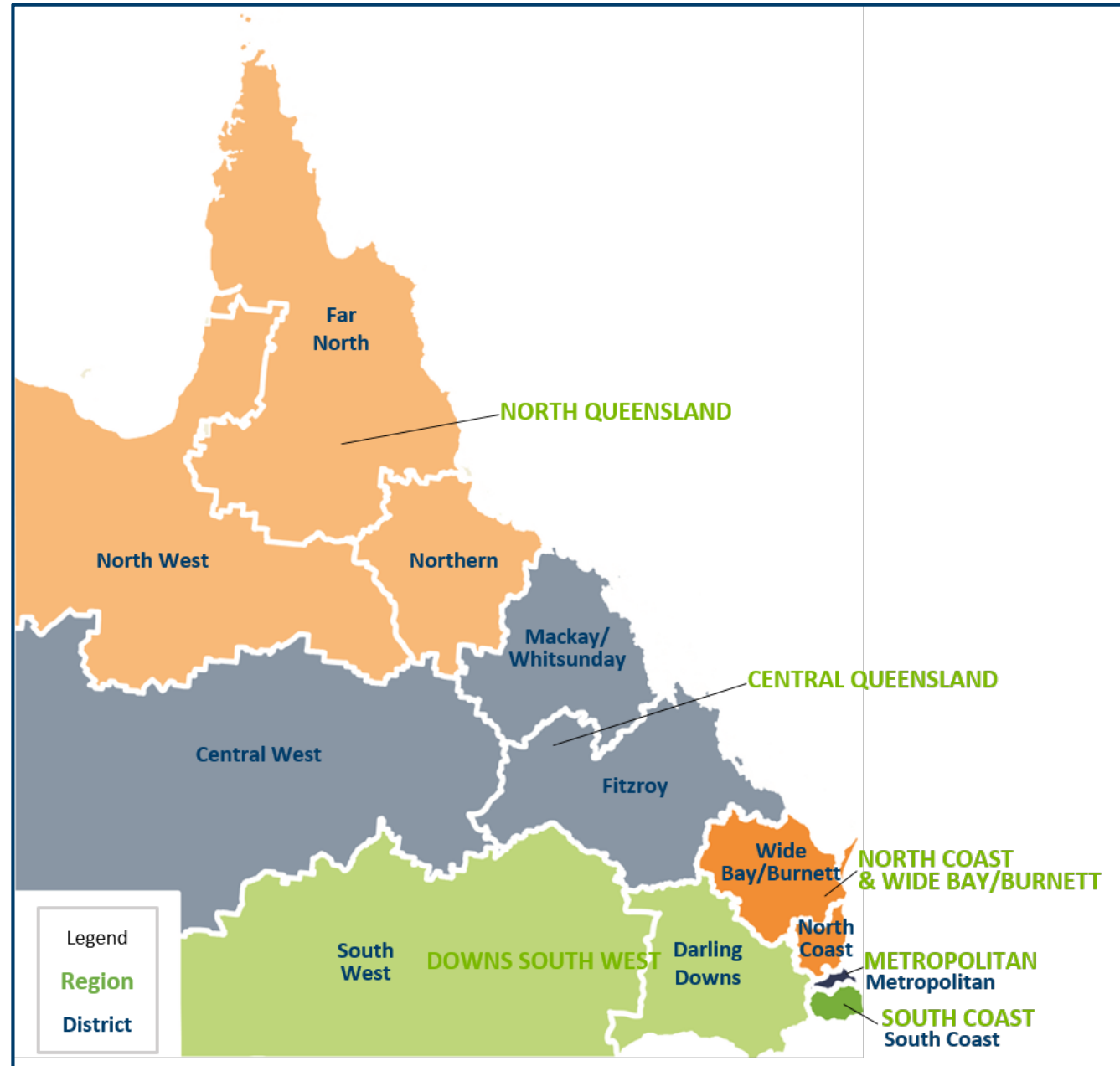
# TMR's regions

## How we deliver

2018–19 to 2021–22 QTRIP Investment

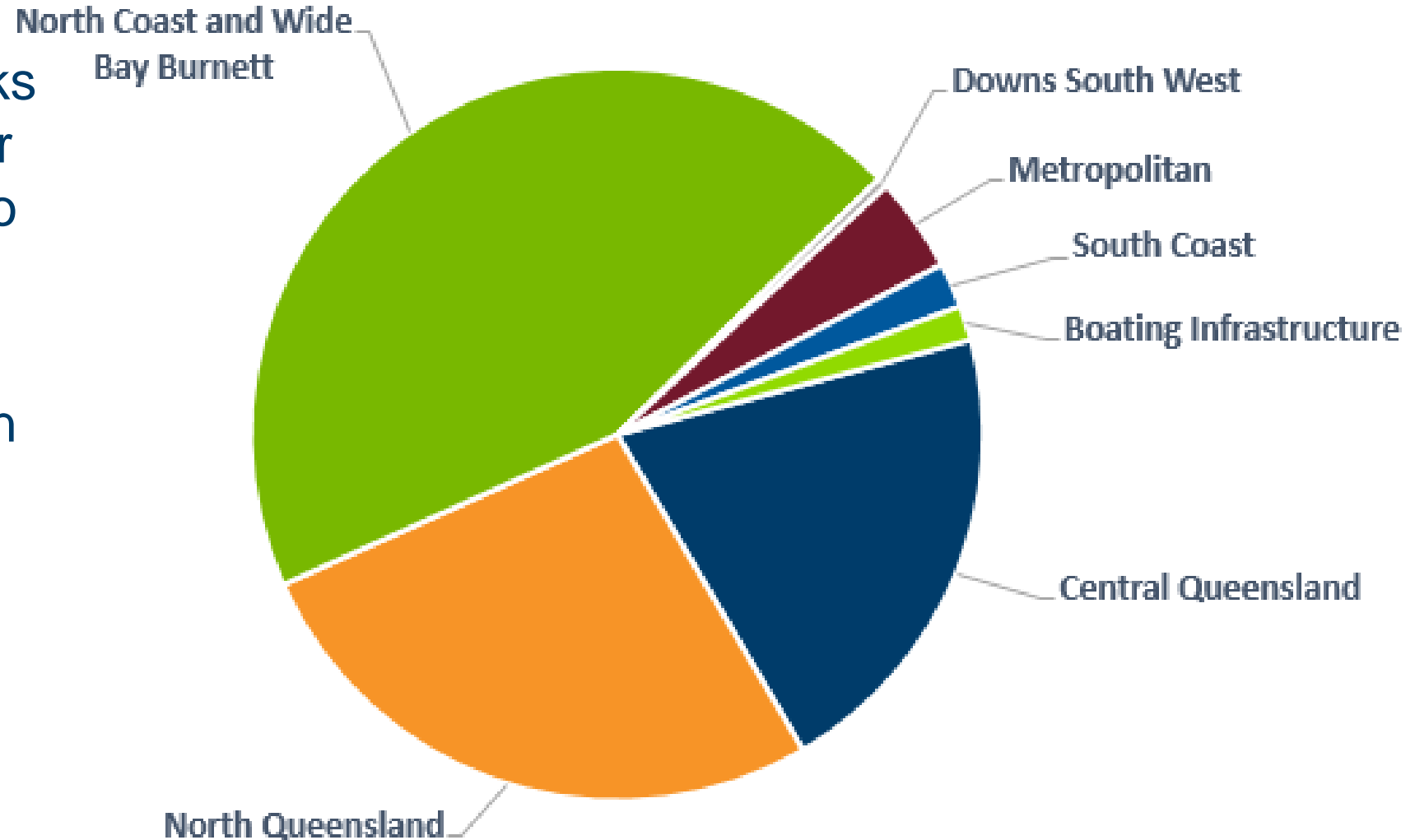


- \* Transport System Planning Program (TSPP)
- \* Queensland Rail (QR)



# TMR's 2018–19 major works to tender

- Proposed Major Works to Competitive Tender Report, 1 July 2018 to 30 June 2019 is now available
- In 2018–19 more than \$1.5 billion worth of work is proposed for competitive tender.



# Working with Australian and Queensland governments



# Northern Australia Roads Program

- \$279.7 million Northern Australia Roads Program (NARP)
- A number of projects have recently been awarded, with construction commencing mid-2018
- This program also includes specific Key Result Areas for each project related to Indigenous employment and Indigenous business development.



# Northern Australia Beef Roads Program

- \$76.1 million Northern Australia Beef Roads Program (NABRP) will ensure our cattle industry prospers in the future
- \$38.8 million has been allocated in QTRIP 2018–19
- Upgrading Australia’s iconic cattle routes will provide significant benefits to the livestock industry, minimising stress for both truck drivers and cattle.


# Transport Infrastructure Development Scheme

- \$280 million Transport Infrastructure Development Scheme (TIDS) commitment
- Total funding over four years across the entire state
- \$70 million has been allocated in 2018–19.



# Queensland budget commitments 2018–19

- M1 – \$889.5 million commitment towards two jointly-funded projects:
  - \$515 million towards the Varsity Lakes to Tugun section
  - \$374.5 million towards the Eight Mile Plains to Daisy Hill section
- Bruce Highway Upgrades – over \$700 million in joint funding in 2018-19, with close to \$5.8 billion over four years
- Recent weather events, including Cyclone Debbie – \$76.8 million commitment.





# Queensland budget commitments 2018–19 cont.

## Beerburrum to Nambour rail upgrade

- \$160.8 million Queensland Government commitment
- Funding negotiations still ongoing between federal and state governments
- Anticipated that North Coast and Wide Bay/Burnett Region will release a tender for detailed design in 2018–19.



# TMR working with local businesses

- Working with local businesses and contractors
- Local Sunshine Coast business delivering high-quality boating infrastructure for over 32 years
- Supporting more than 50 staff
- Growth of local businesses.



# Building smarter infrastructure

- Partnerships with industry and other government agencies
- Making smart infrastructure investments
  - Improved social, economic and environmental outcomes
  - Driving growth, increasing skills, boosting productivity
- Focus on technology to improve network and asset performance
- Successful transport system outcomes realisation
  - Forward planning
  - Statewide approach, examining the entire network.

# Policy implementation in TMR

- Procurement is a key enabler in delivering the TMR's strategic vision – 'creating a single integrated transport network accessible to everyone'
- The Queensland Procurement Policy (QPP) commenced on 1 September 2017, and was fully implemented in TMR by 1 March 2018. An enhanced QPP came into effect on 1 July 2018.
- The Queensland Indigenous Procurement Policy (QIPP) was also launched at the same time as the QPP.



# QPP – Applying the Local Benefits Test

- TMR is applying the Local Benefits Test for all significant procurement as part of assessing value for money
- Weighting local content and benefits up to 30% in tender evaluation criteria
- Required for significant procurements
- Local benefits relates to the benefit/s supplier brings to the local area, not the location of the supplier

## Supplier Tip

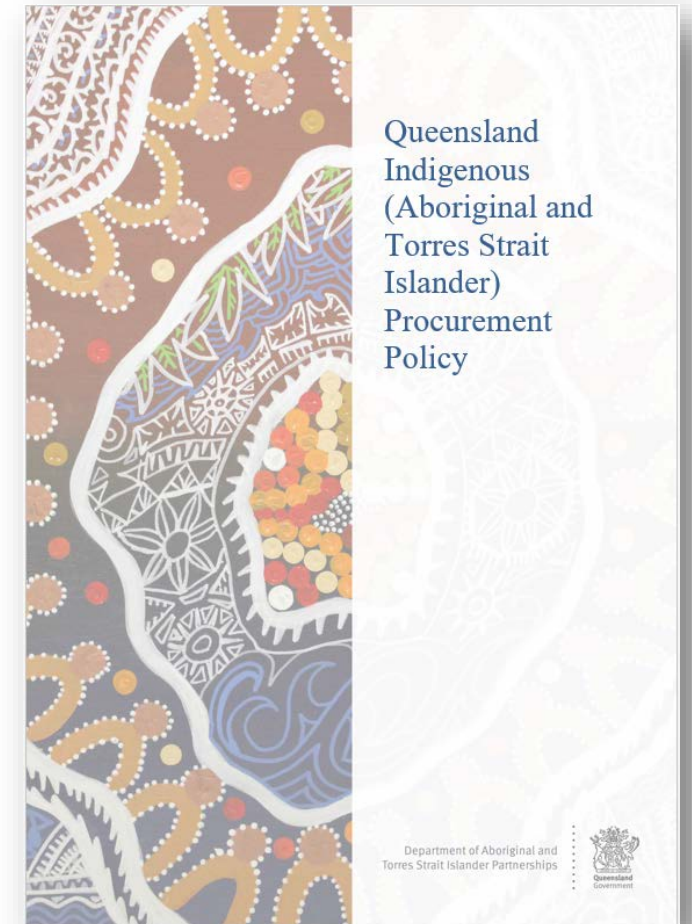
In your tender responses, emphasise the local benefits and outcomes that your business can provide

## Examples of local benefits:

- Using a local workforce
- Training and upskilling local workers
- Increasing opportunities for apprentices
- Using local businesses in your supply chain as part of your tender response.

# Queensland Indigenous Procurement Policy

- State government objective of 3% target on addressable spend with Indigenous businesses by 2022
- Promotes the use of 'set-asides' for discrete communities or populations
- Selective offer processes can be used where there are known markets
- An Indigenous business is at least 50% owned by an Indigenous person
- Does not apply to Government owned corporations or statutory authorities
- Find out more at: [www.DATSIP.qld.gov.au](http://www.DATSIP.qld.gov.au)



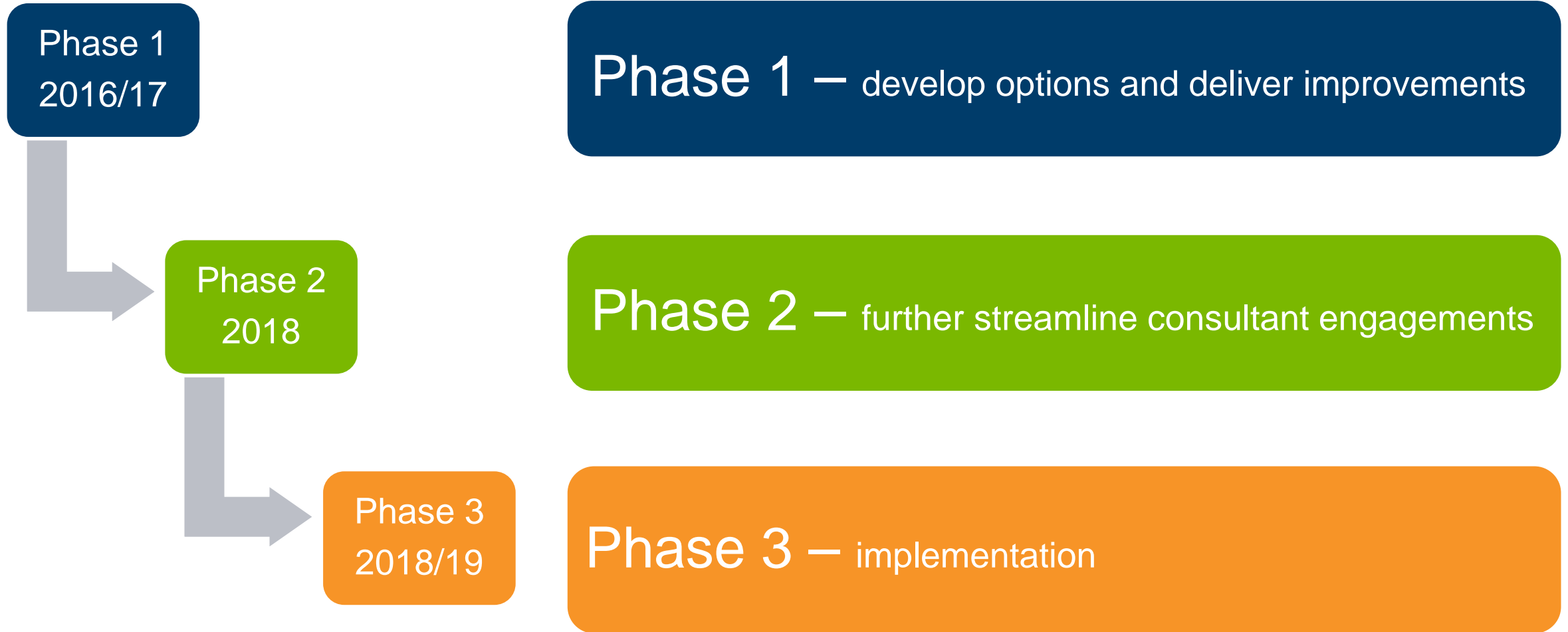
# TMR supports Queensland suppliers

## Procurement at TMR

- **340** procurement delegates
- **\$5.97b (87.74%)** spend with Queensland vendors\*
- **\$2.04b (29.95%)** spend with regional Queensland\*
- **\$38.23m (0.56%)** spend with Aboriginal or Torres Strait Islander (ATSI) vendors#
- **62.62%** TMR vendors are regional#
- **1.40%** TMR vendors are ATSI.#

\* FY 2017/2018  
# FY17 Q4 – FY18 Q3

# Engineering consultants scheme (ECS) review





# Harmonised General Conditions of Contract

TMR working closely with Austroads and the Australasian Procurement Construction Council (APCC)

This contract will be suitable for 'construct only' delivery methods. Intended to be a contemporary replacement for Australian Standard AS2124

Scope involves development of a User Guide and update of the Austroads/APCC developed contracting principles

A draft of the harmonised contract has been circulated by Austroads and APCC to industry for comment.

# Increased focus on optimising performance from our suppliers

What is TMR currently doing?

- Revising the contractor performance reporting scheme
- Monitoring Performance Reports and working collaboratively with industry to address any areas of concern
- Focus on driving optimum performance from our suppliers and exploring ways to recognise and reward good performance
- Increased focus on ensuring we have capable teams to design and construct our projects
- Ongoing dialogue with industry to improve our processes.

# Industry briefings – Brisbane

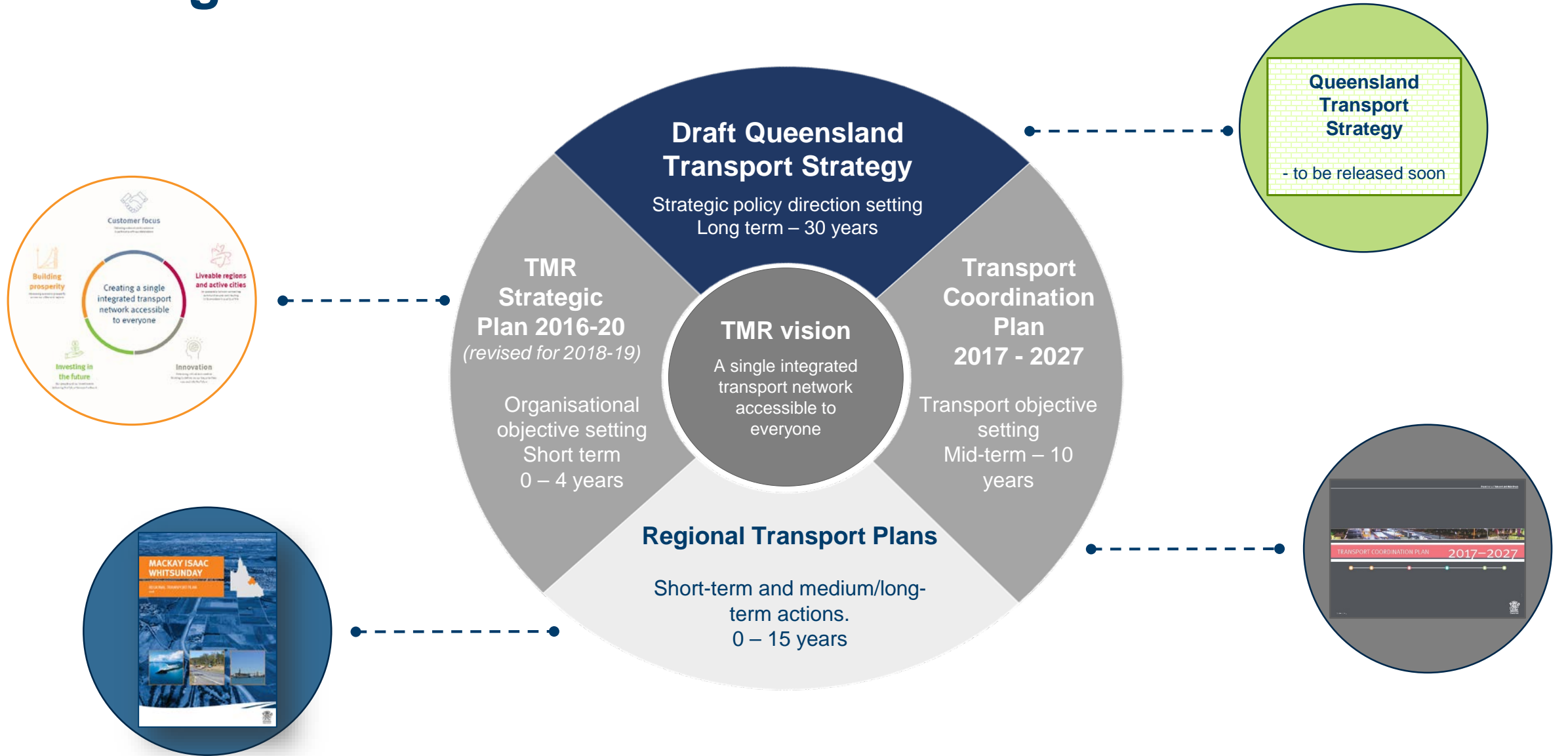
Brisbane Convention and Exhibition Centre	Wednesday 8 August 2018
QTRIP overview	✓
Transport System Planning Program overview	10:25 – 10:45 am
QTRIP regional overview: <ul style="list-style-type: none"><li>• South Coast</li><li>• Metropolitan</li><li>• Downs South West</li><li>• North Coast and Wide Bay/Burnett.</li></ul>	10:45 – 12:00 pm
Networking / break	12:00 – 12:20 pm
Asphalt, Bitumen and Quarry Materials session	12:20 – 1:00 pm
Networking / break.	1:00 – 1:30 pm

# Queensland Transport and Roads Investment Program 2018–19 to 2021–22

Industry briefing


Josh Hannan, General Manager (Transport Strategy and Planning)

# Planning in TMR



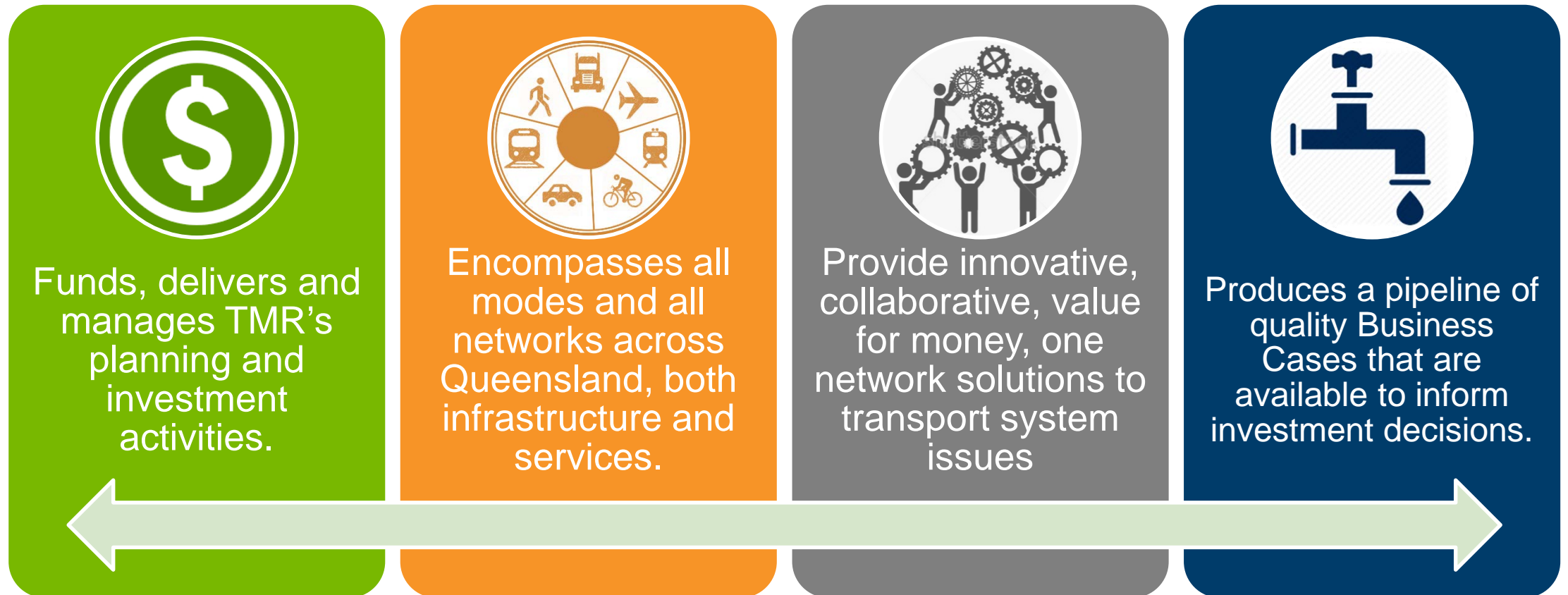
# Regional Transport Plans

- Regional Transport Plans (RTPs) set the direction for the development of each region's transport network over the next 15 years.
- RTPs identify short-term and medium/long-term actions needed to achieve the transport objectives and regional goals over the indicative 15-year life of the Plan.
- Follow the link below to find out more information and get a copy of the Mackay Isaac Whitsunday RTP.
  - <https://www.tmr.qld.gov.au/About-us/Corporate-information/Publications/Regional-Transport-Plans>

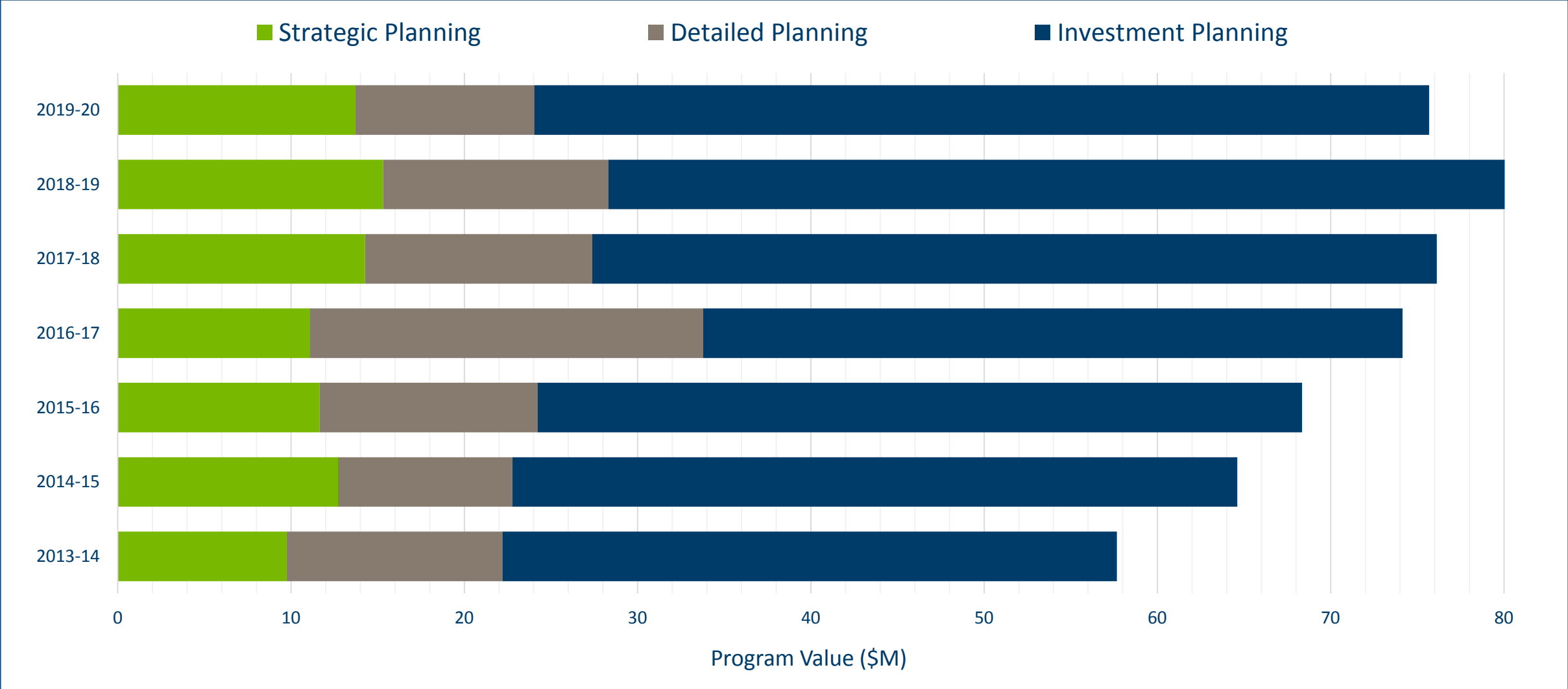


# Transport System Planning Program (TSPP)

The TSPP is a “one integrated transport system” program of planning activities that collectively plan for future transport system outcomes.

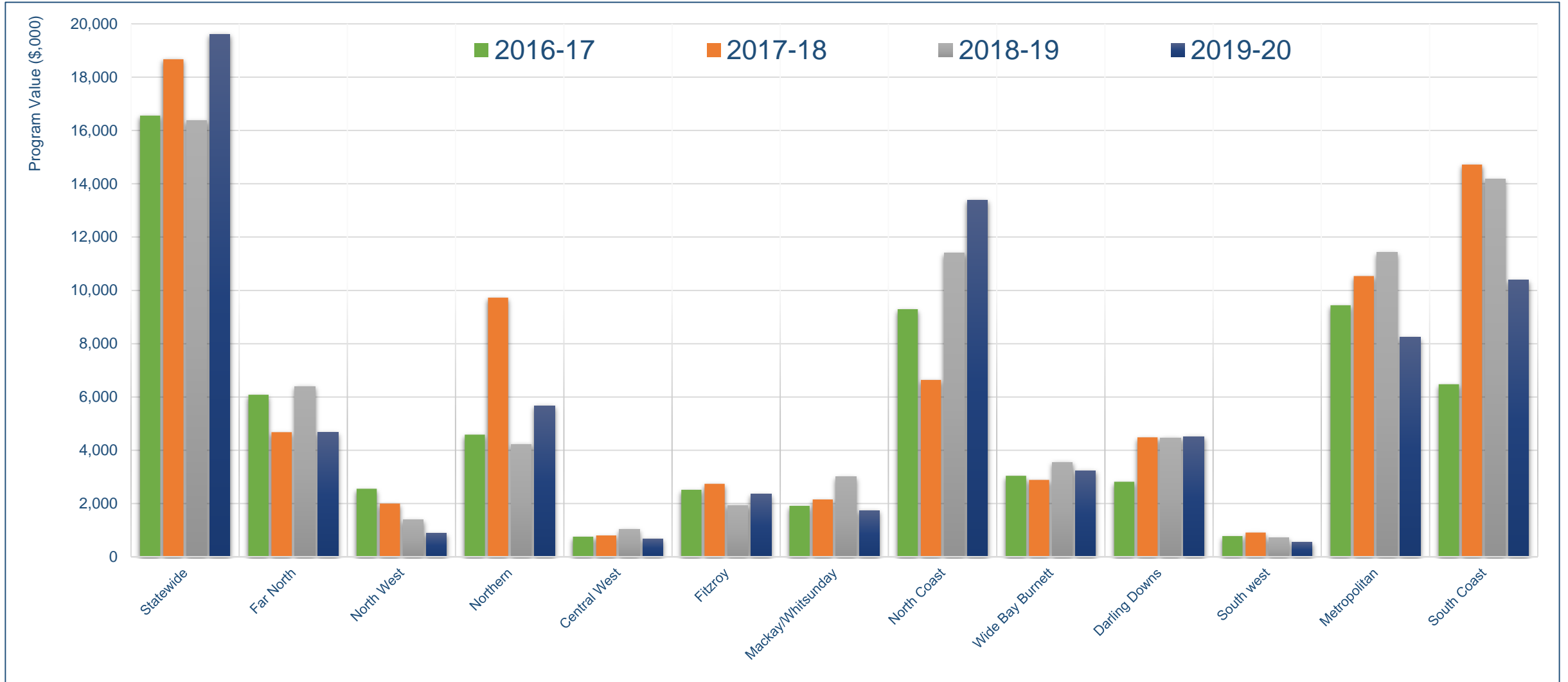


# TSPP Planning Types



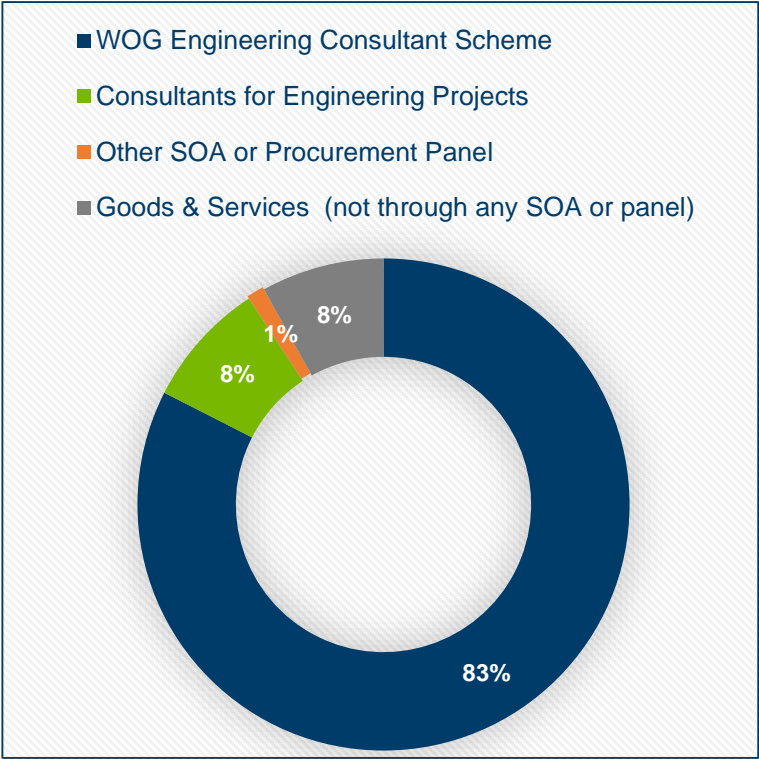


# TSP Program Value by Location

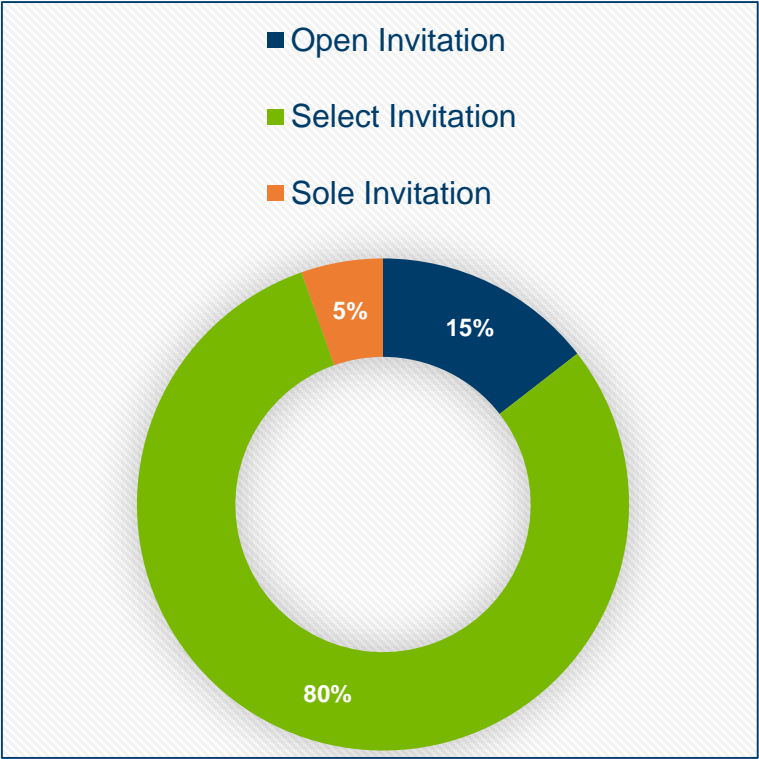


# TSP Procurement

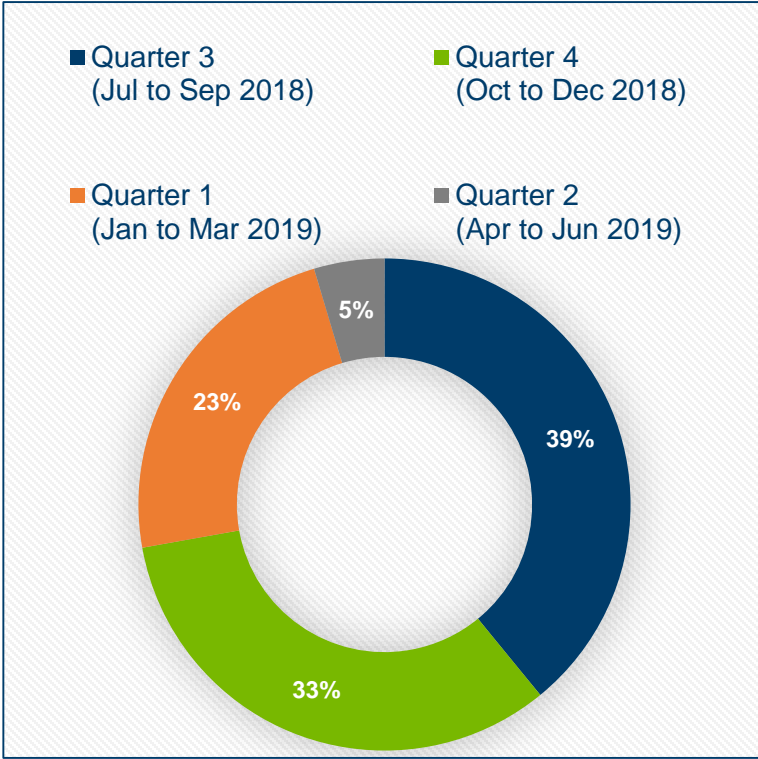
## Market Approach



## Invitation Method



## Time to Market



# Summary

Regional  
planning  
activities



Program  
flexibility



TSPP  
Project List



# Industry briefings – Brisbane

Plaza Terrace Room	Wednesday 8 August 2018
QTRIP overview	✓
Transport System Planning Program overview	✓
QTRIP regional overview: <ul style="list-style-type: none"><li>• South Coast</li><li>• Metropolitan</li><li>• Downs South West</li><li>• North Coast and Wide Bay/Burnett</li></ul>	10:45 – 12:00 pm
Networking / break	12:00 – 12:20 pm
Asphalt, Bitumen and Quarry Materials session	12:20 – 1:00 pm
Networking / break.	1:00 – 1:30 pm

# South Coast Region Industry Briefing

2018–19 Queensland Transport and Roads Investment Program

Warren McReight, Acting South Coast Regional Director

# Our region – South Coast



**Warren McReight**  
**A/Regional Director**

**Andrew Wheeler**  
**A/District Director**  
**South Coast District**

# Our program drivers

## Safety

Pacific Motorway and Mt Lindesay Highway program delivery

Maintain our network assets

Improve safety of transport network

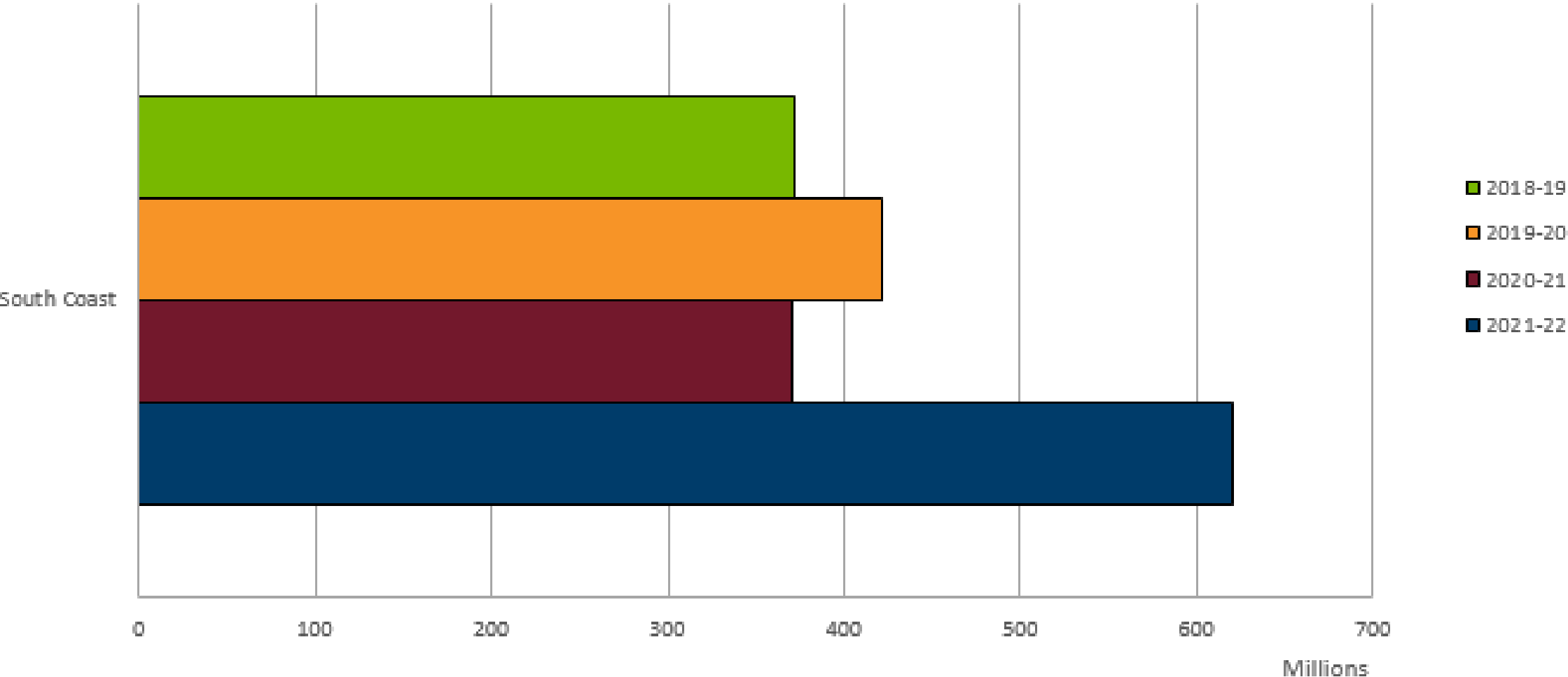
Manage growth with multi-modal investment.

# Our program approach – associated challenges

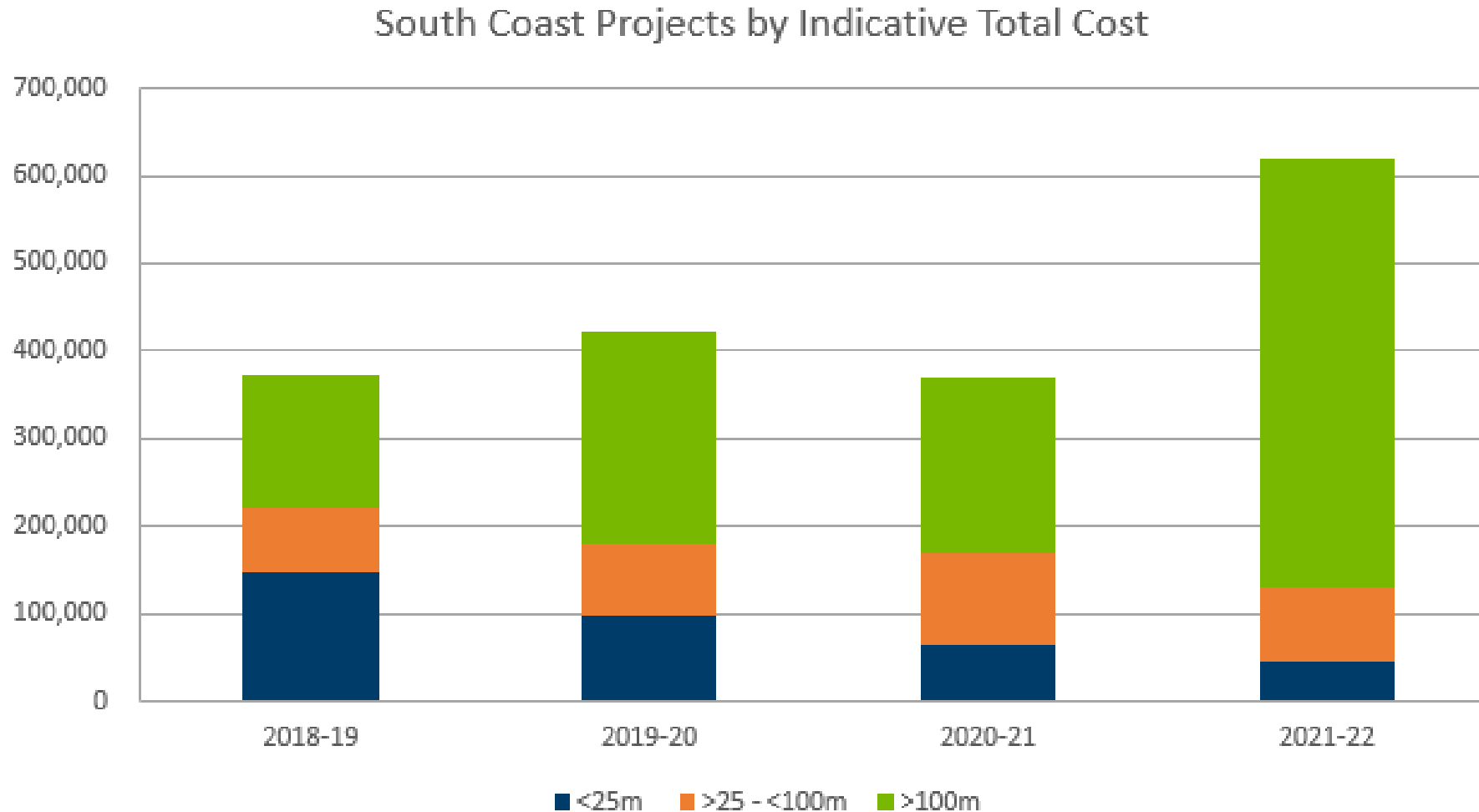
Top challenges	Description
Environment	<ul style="list-style-type: none"><li>• Sustainability rating, waterways and fish passage approvals</li></ul>
Building Information Modelling (BIM)	<ul style="list-style-type: none"><li>• Progressive implementation across all contract levels</li></ul>
Constructability	<ul style="list-style-type: none"><li>• High traffic volumes 24/7, works planned to ensure traffic flows</li></ul>
Program	<ul style="list-style-type: none"><li>• Integration with adjoining projects and tight timelines.</li></ul>



# South Coast Regional program values



# Profile of program by project value

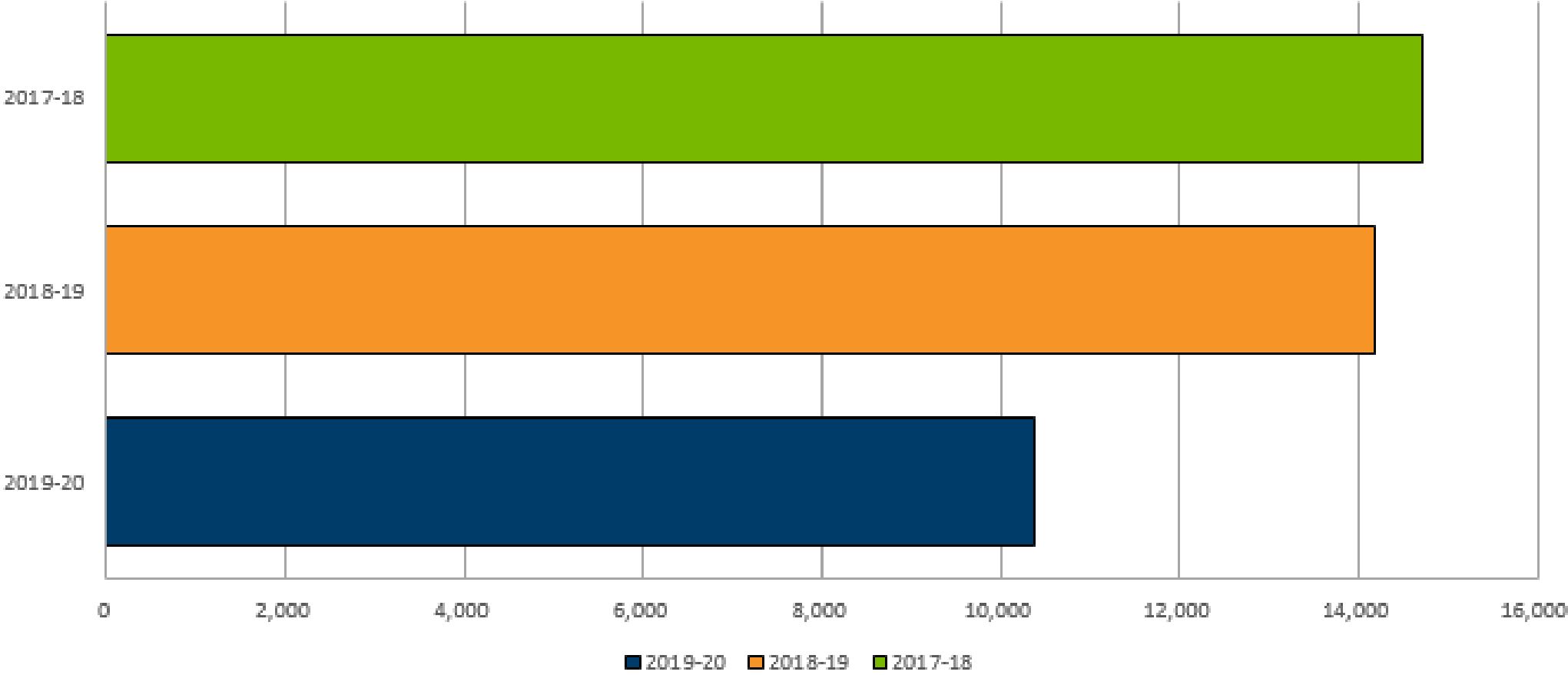


# Our program to be tendered in 2018–19

QTRIP funding allocations	2018–19	
	Number of projects	\$(m)
Planning	6	3.7
Detailed Design	5	32
Construction	3	38

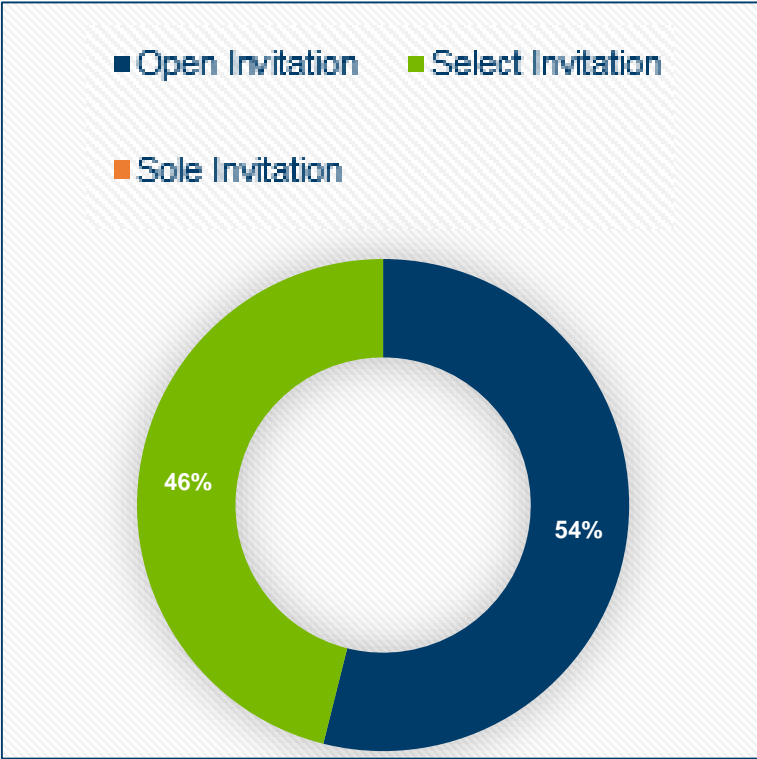
# Our program – planning

South Coast - Planning Budget ('\$000)

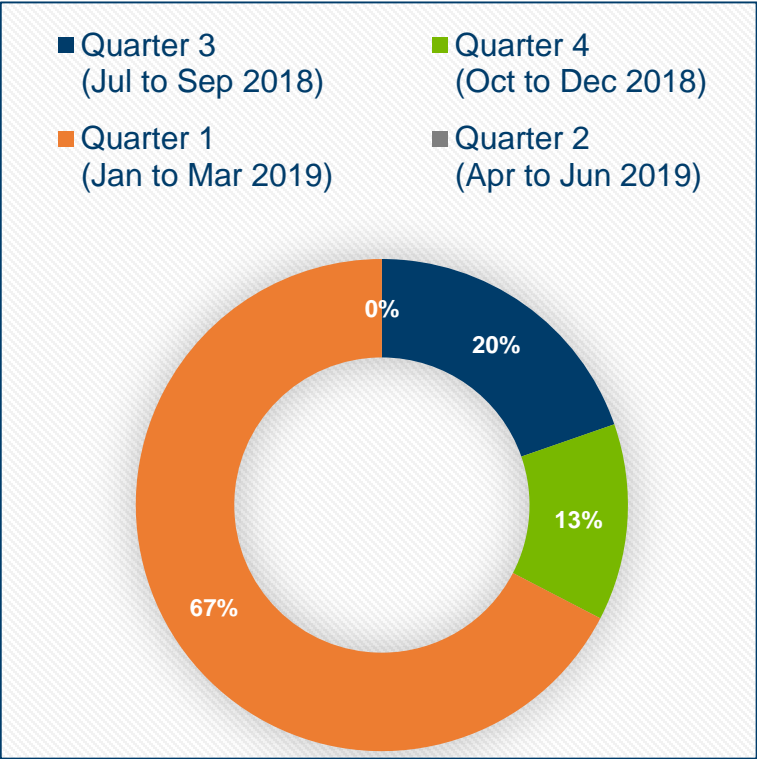


# 2018–19 procurement for planning

Seeking to procure \$3.7m of services from the market in 2018–19



**Graph: Invitation method**



**Graph: Time to market**

# Planning – key planning projects

Project name	Work type	Procurement method	Approx quarter to be called	Est contract budget (\$m)
Pacific Motorway, Ormeau and Pimpama interchanges	Options Analysis Business Case	Open invitation – Two stage	Q4 2018	0.4
Pacific Motorway Upgrade: Daisy Hill to Logan Motorway (8+ lanes)	SASR* Preliminary Evaluation	Open invitation – Two stage	Q1 2019	2.0
Mt Lindesay Highway Upgrade: Jimboomba 4 lanes	Options Analysis Business Case	Open invitation – Two stage	Q1 2019	0.5

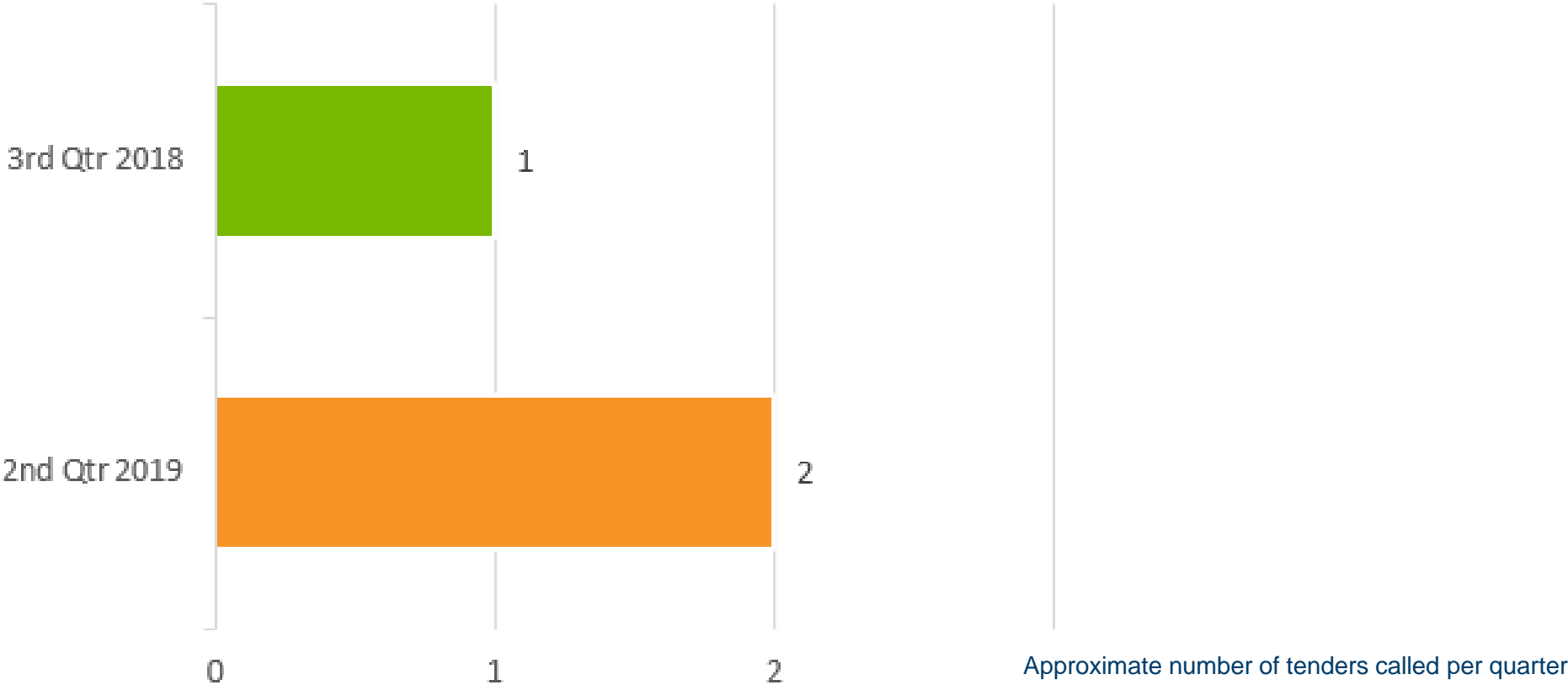
\* Strategic assessment of service requirements

# Construction projects – detailed design

Project name	Work type	Contract type	Procurement method	Pre-qual levels	Approx quarter to be called	Est contract budget (\$m)
Pacific Motorway – Eight Mile Plains to Daisy Hill ( <b>two contracts</b> )	Widen motorway and bridges	Consultants for Engineering Projects (CFEP)	Open invitation – Two stage	BD2 / GE3 / HE3 / HD3 / TE3	Q3 and Q4 2018	10, 6
Pacific Motorway – Varsity Lakes to Tugun ( <b>two contracts</b> )	Widen motorway and bridges	CFEP	Open invitation – Two stage	BD3 / GE3 / HE3 / HD3 / TE3	Q3 and Q4 2018	4, 10
Greenbank bus Park and Ride	Car park and passenger transport facilities	CFEP	Open invitation – Two stage	GE2 / HE2 / HD2 / TE2	Q2 2019	2.5

# 2018–19 procurement for construction

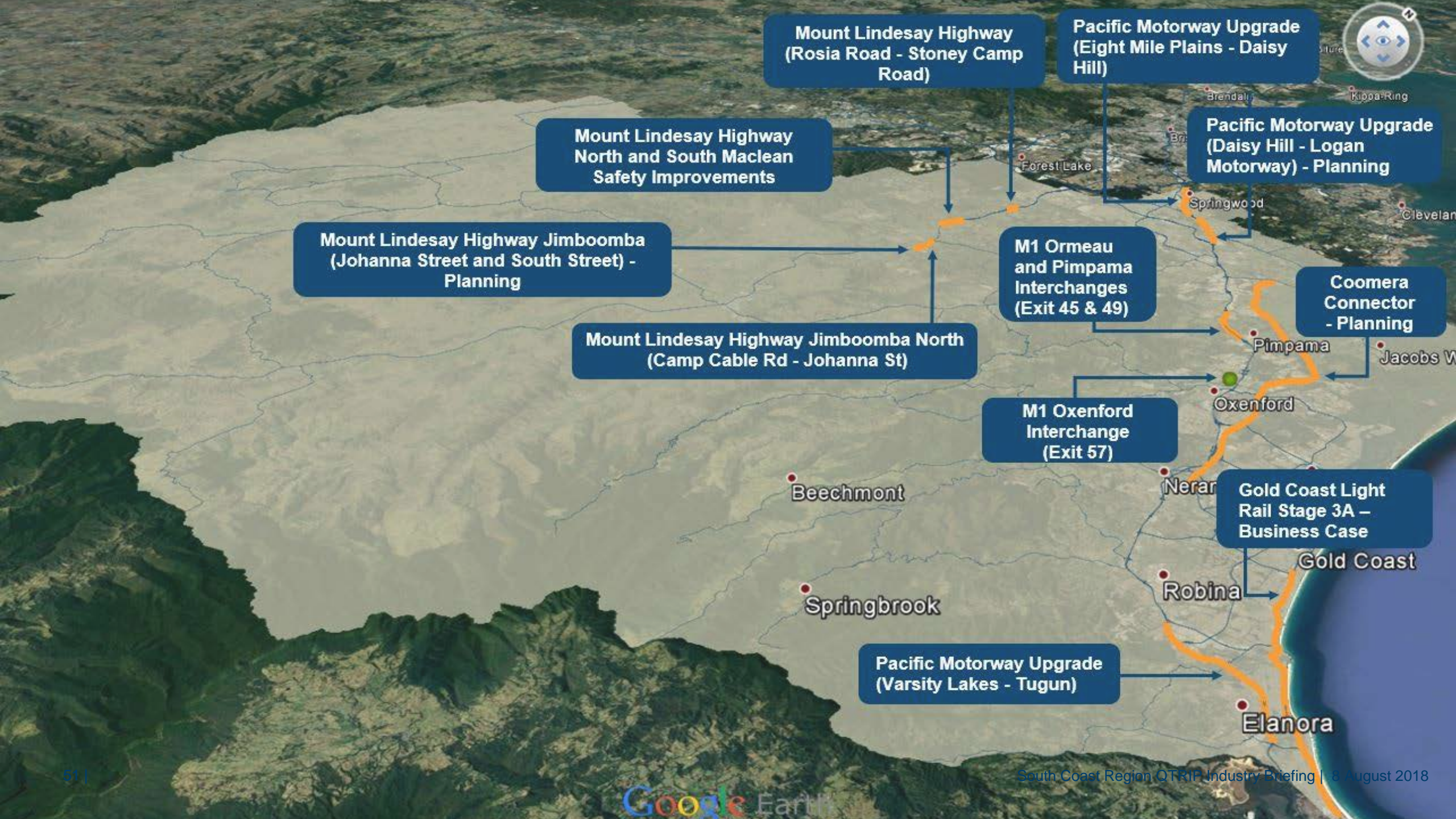
Seeking to procure \$38m of services from the market in 2018–19





# Construction projects <\$100m

Project name	Work type	Contract type	Procurement method	Pre-qual levels	Approx quarter to be called	Est contract budget (\$m)
Mt Lindesay Highway – Greenbank Road	Widen to four lanes and traffic signals	TIC–CO*	Open tender	R4 / F50 / A3	Q3 2018	15
Mt Lindesay Highway – Rosia Road to Stoney Camp Road	Widen to four lanes	TIC–CO	Open tender	R4 / F50 / A3 / B3	Q2 2019	15
Mt Lindesay Highway – Stockleigh Road	Widen to four lanes and traffic signals	TIC–CO	Open tender	R4 / F50 / A3	Q2 2019	8
Pacific Motorway – Oxenford interchange (Exit 57)	Improve interchange	TIC–CO	Open tender	R5 / F50 / A3 / B4	Q3 2019	15
Mt Lindesay Highway – Jimboomba North	Widen to four lanes	TIC–CO	Open tender	R4 / F50 / A3	Q3 2019	15



**Mount Lindesay Highway  
(Rosia Road - Stoney Camp Road)**

**Pacific Motorway Upgrade  
(Eight Mile Plains - Daisy Hill)**

**Mount Lindesay Highway  
North and South Maclean  
Safety Improvements**

**Pacific Motorway Upgrade  
(Daisy Hill - Logan  
Motorway) - Planning**

**Mount Lindesay Highway Jimboomba  
(Johanna Street and South Street) -  
Planning**

**M1 Ormeau  
and Pimpama  
Interchanges  
(Exit 45 & 49)**

**Coomera  
Connector  
- Planning**

**Mount Lindesay Highway Jimboomba North  
(Camp Cable Rd - Johanna St)**

**M1 Oxenford  
Interchange  
(Exit 57)**

**Gold Coast Light  
Rail Stage 3A –  
Business Case**

**Pacific Motorway Upgrade  
(Varsity Lakes - Tugun)**

# Pacific Motorway Upgrade, Eight Mile Plains to Daisy Hill and Busway Extension to Springwood

## Budget and scope

- \$749 million total project value
- Up to four major contracts with contract value between \$50 to \$200 million – industry engagement in early 2019
- 8km new and widened northbound lanes to four and five lanes
- 130,000 tonnes asphalt
- New bridges over Springwood, Logan and Paradise Roads
- 318 precast bridge deck units
- Extend South East Busway from Rochedale to Springwood with new station and 500 car park and ride at Underwood Road.



# Pacific Motorway Upgrade, Eight Mile Plains to Daisy Hill and Busway Extension to Springwood

## Risks and contract type

Key risks	Contract type
Traffic management	Three to four Transport Infrastructure Contracts - construction only (with early tenderer involvement)
Stakeholder management	
Public utility plant (PUP) relocations	
Delivery timeframes	
Timetable	Pre-qualification level
Contract award	R5, F150, A3, B4
Start of construction	Q3 2020 (first contract)
Complete construction	Q4 2020
	Q4 2023

# Pacific Motorway Upgrade, Varsity Lakes to Tugun

## Budget and scope

- \$1.03 billion total project value
- Four major contracts with contract value between \$70 to \$200 million – industry engagement in early 2019
- Remove all concrete pavement
- 10km new six lanes
- 330,000 tonnes asphalt
- Three upgraded interchanges
- 60 new and widened bridges
- 970 precast girders & deck units
- Managed motorways infrastructure.



# Pacific Motorway Upgrade, Varsity Lakes to Tugun

## Risks and contract type

Key risks	Contract type
Traffic management	Four Transport Infrastructure Contracts - construction only (with possible early tenderer involvement)
Removal of concrete pavement	
Public utility plant (PUP) relocations	Pre-qualification level
Geology, floodplains, environment	R5, F150, A3, B4

Timetable	Date
Contract award	Q3 2020 (first contract)
Start of construction	Q4 2020
Complete construction	Q4 2023

# Our program – industry engagement

For further information on South Coast Region's program please email  
[SCR\\_Communication@tmr.qld.gov.au](mailto:SCR_Communication@tmr.qld.gov.au)

# Metropolitan Region Industry Briefing

2018–19 Queensland Transport and Roads Investment Program

Paul Mengede, Acting Metropolitan Regional Director



# Our region – Metropolitan

A nighttime photograph of the Melbourne skyline, featuring a bridge over a river with light trails from traffic. The city lights are reflected in the water, and the sky is dark with some light from the setting or rising sun.

**Paul Mengede**  
**Deputy Regional Director**  
**(A/Regional Director)**

# Our program drivers

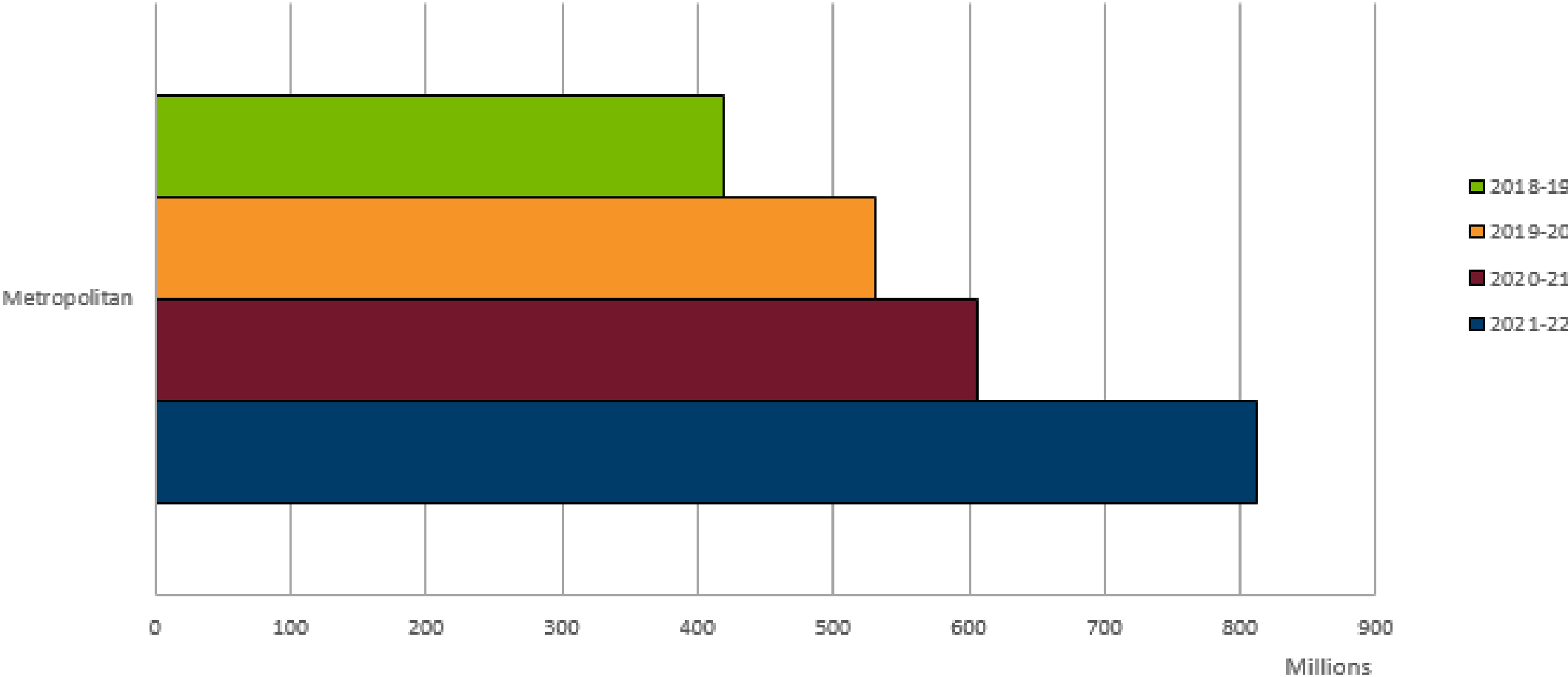
An aerial photograph of a multi-lane highway interchange. The highway curves through a landscape that includes residential areas with houses, green fields, and a golf course with a clubhouse and green. In the background, there are more green spaces and a body of water. A semi-transparent dark blue rectangle is overlaid on the center of the image, containing white text.

Safety Improvements  
Journey Reliability  
Asset Management  
Capital Improvements

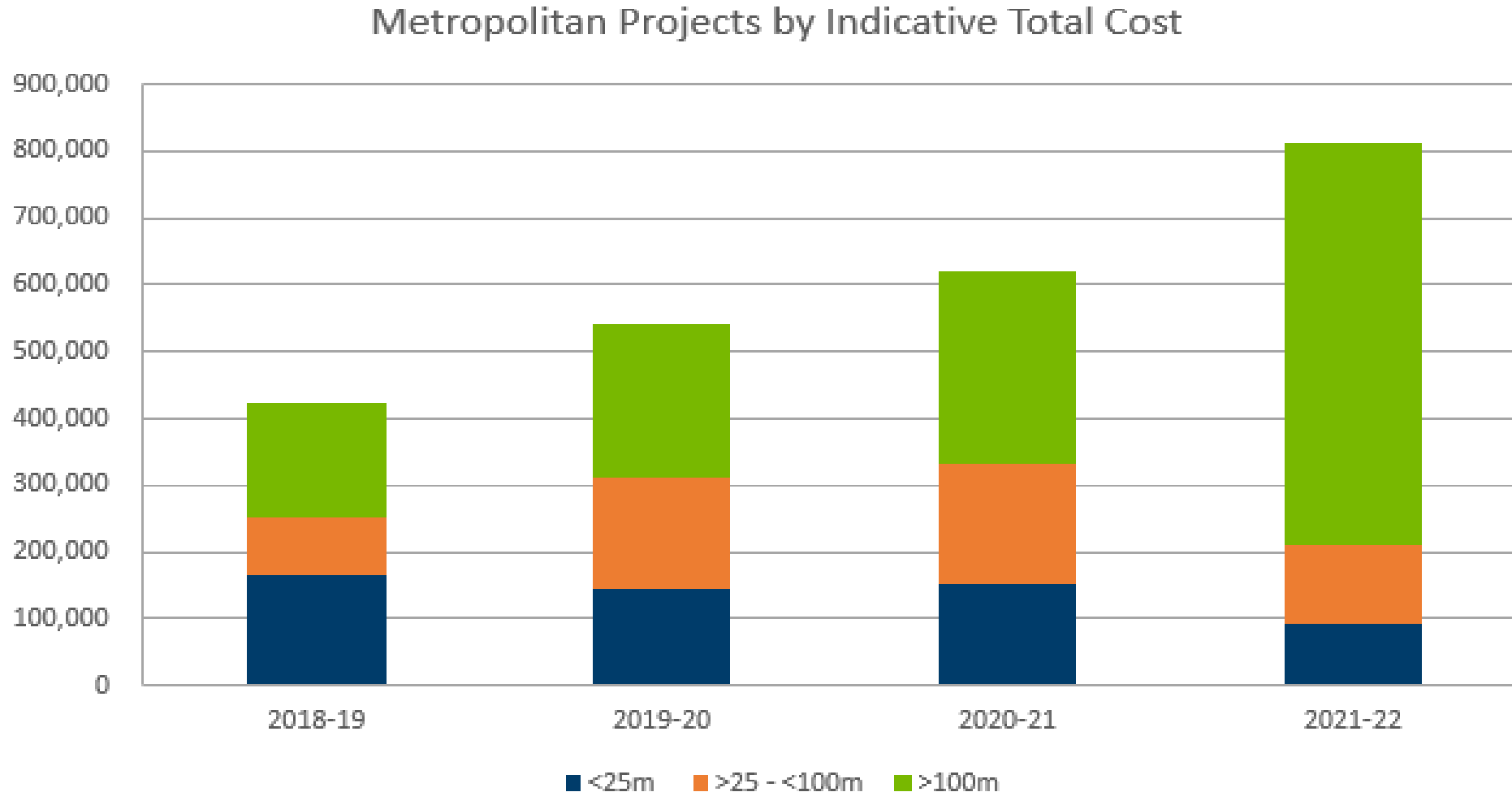
# Our program approach – associated challenges

Top challenges	Description
Stakeholder engagement	<ul style="list-style-type: none"><li>• Possible changes post consultation</li><li>• Complex stakeholder environments</li></ul>
Traffic control	<ul style="list-style-type: none"><li>• Effective traffic management planning</li><li>• Peak hour restrictions</li><li>• Survey work</li><li>• Night works</li></ul>
Public Utility Plant (PUP)	<ul style="list-style-type: none"><li>• Impact of approval or works delays</li><li>• Specialist equipment requirements</li></ul>
Design	<ul style="list-style-type: none"><li>• Importance of quality designs.</li></ul>

# Metropolitan regional program values



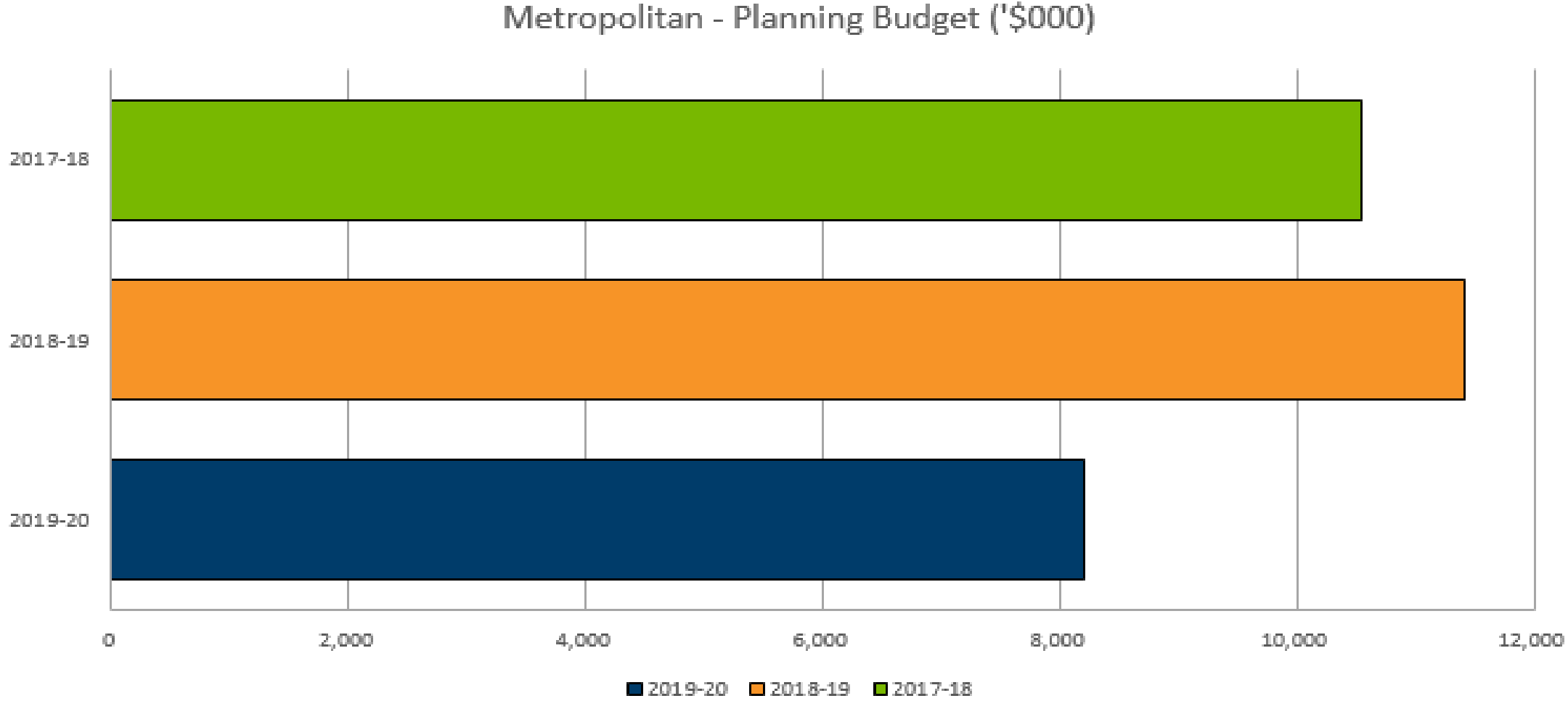
# Profile of program by project value



# Our program to be tendered in 2018–19

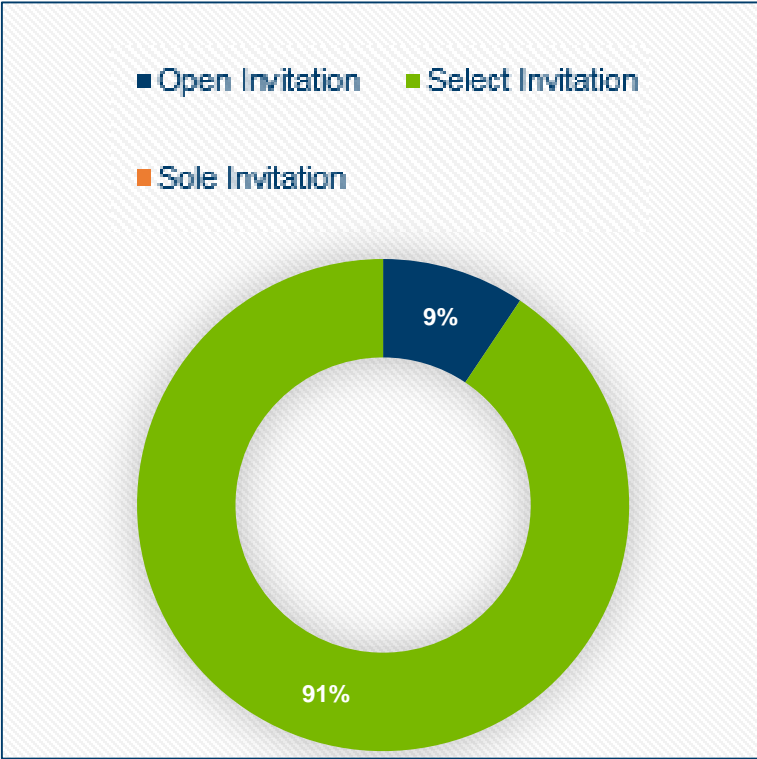
QTRIP funding allocations	2018–19	
	Number of projects	\$(m)
Planning	18	5.85
Construction	9	59.4

# Our program – planning

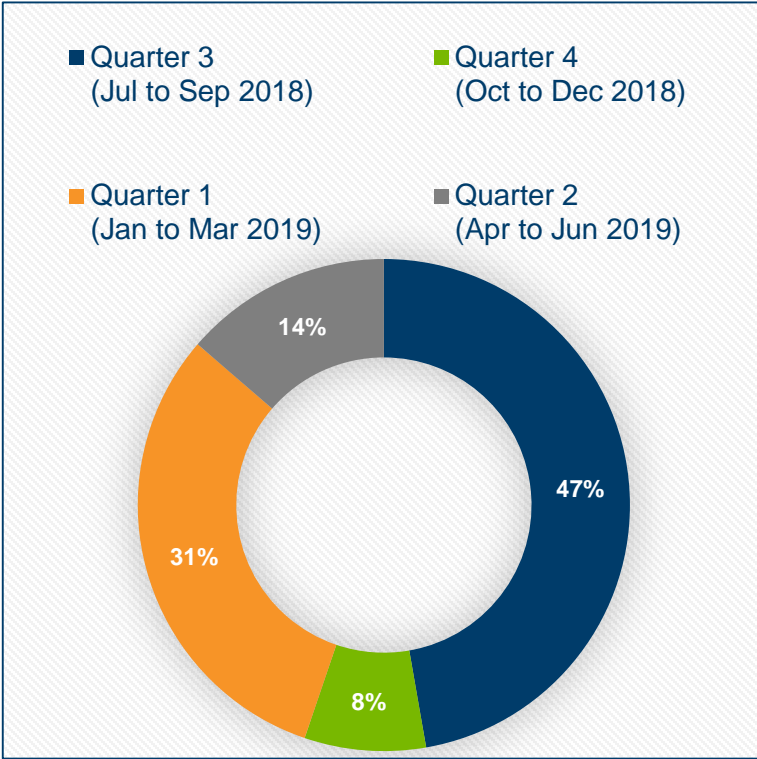


# 2018–19 procurement for planning

Seeking to procure \$5.85m of services from the market in 2018–19



**Graph: Invitation method**



**Graph: Time to market**

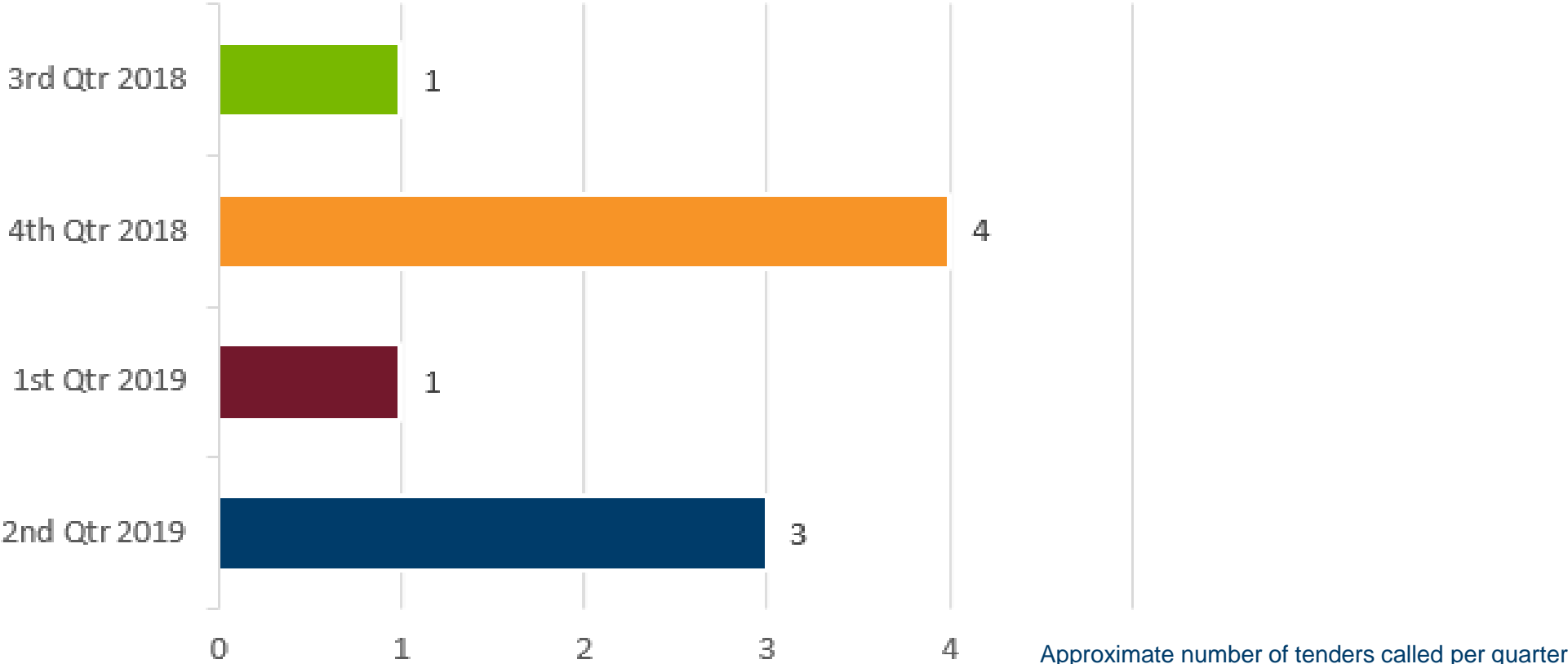


# Planning – key planning projects

Project name	Work type	Procurement method	Approx quarter to be called	Est contract budget (\$m)
Beams Road Level Crossing Feasibility Study	Planning Study	Select invitation	Q3 2018	0.3
Rosewood – Laidley Road, High Risk Roads planning	Planning Study	Select invitation	Q3 2018	0.2
Ipswich Motorway Corridor Study	Planning Study	Select invitation	Q2 2019	0.48
Centenary Motorway Cycleway (Richlands Train Station – Springfield), planning	Planning Study	Select invitation	Q2 2019	0.32
Boundary Road (Coopers Plains), level crossing feasibility study	Planning Study	Select invitation	Q2 2019	0.64

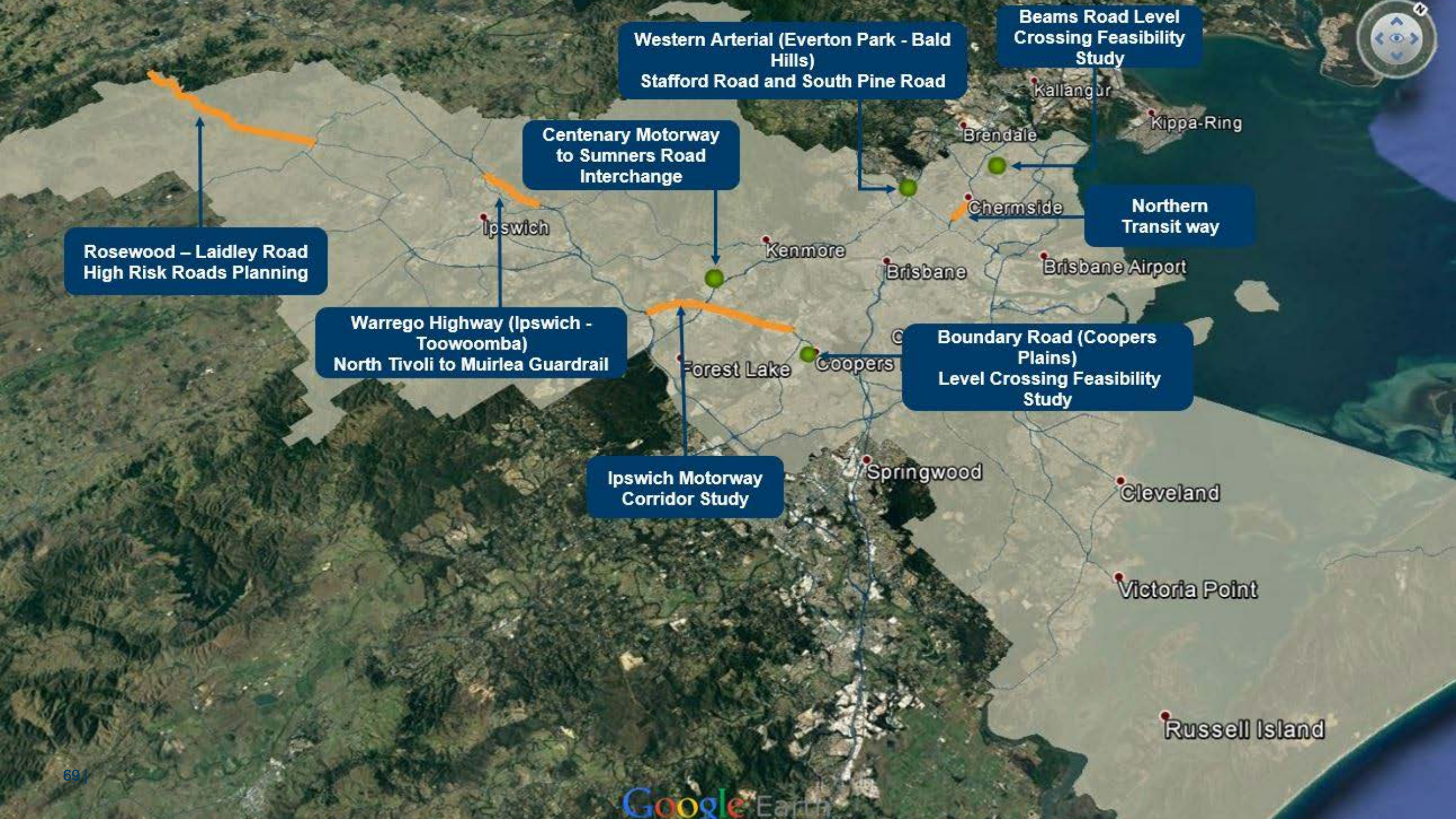
# 2018–19 Procurement for construction

Seeking to procure \$59.4m of services from the market in 2018–19



# Construction projects <\$100m

Project name	Work type	Contract type	Procurement method	Pre-qual levels	Approx quarter to be called	Est contract budget (\$m)
Western Arterial (Everton Park - Bald Hills): Stafford Road and South Pine Road Link Road	Construct new sealed two lane standard	TIC-CO	Open tender	F10, R3, B2	Q3 2019	10.00
Northern Transitway	Bus priority works	TIC-CO	Open tender	F20, R4, B2	Q3 2019	28.50



**Western Arterial (Everton Park - Bald Hills)**  
Stafford Road and South Pine Road

**Beams Road Level Crossing Feasibility Study**

**Centenary Motorway to Sumners Road Interchange**

**Northern Transit way**

**Rosewood – Laidley Road High Risk Roads Planning**

**Warrego Highway (Ipswich - Toowoomba)**  
North Tivoli to Muirlea Guardrail

**Boundary Road (Coopers Plains) Level Crossing Feasibility Study**

**Ipswich Motorway Corridor Study**

# Sumners Road Interchange Upgrade (SRIU)

## Budget and scope

- \$65 million total project value
- \$40 million estimated contract value
- Improve connectivity with local road networks.

## Works include:

- Duplication of overpass bridge at Sumners Road improving traffic flow and interchange operations
- Signalisation of intersections, replacing roundabouts at each end of the bridge to improve motorway access and safety
- Improving active transport options.



# Summers Road Interchange Upgrade (SRIU)

## Risks and contract type

Key risks		Contract type	
Stakeholder management		Transport Infrastructure Contract – construction only	
Traffic management			
Public utility plant (PUP) relocations		Pre-qualification level	
Design and Construction management		F50, R4, B4	
Timetable		Date	
Commence procurement		Q4 2018	
Contract award		Q1 2019	

# Our program – industry engagement

For further information on Metropolitan Region's program please email [metropolitanregion@tmr.qld.gov.au](mailto:metropolitanregion@tmr.qld.gov.au)

# Downs South West Region Industry Briefing

2018–19 Queensland Transport and Roads Investment Program

Kym Murphy, Downs South West Regional Director



# Our region – Downs South West

An aerial photograph showing a multi-lane highway interchange under construction. The bridge spans a deep, excavated area. In the foreground, there is a large pile of grey gravel and a yellow excavator. The surrounding landscape is a mix of green grass and reddish-brown earth, typical of a rural or undeveloped area. The sky is clear and blue.

**Kym Murphy**  
**Regional Director**  
**Downs South West**

**Dereck Sanderson**  
**District Director**  
**Darling Downs District**

**Adam Williams**  
**District Director**  
**South West District**

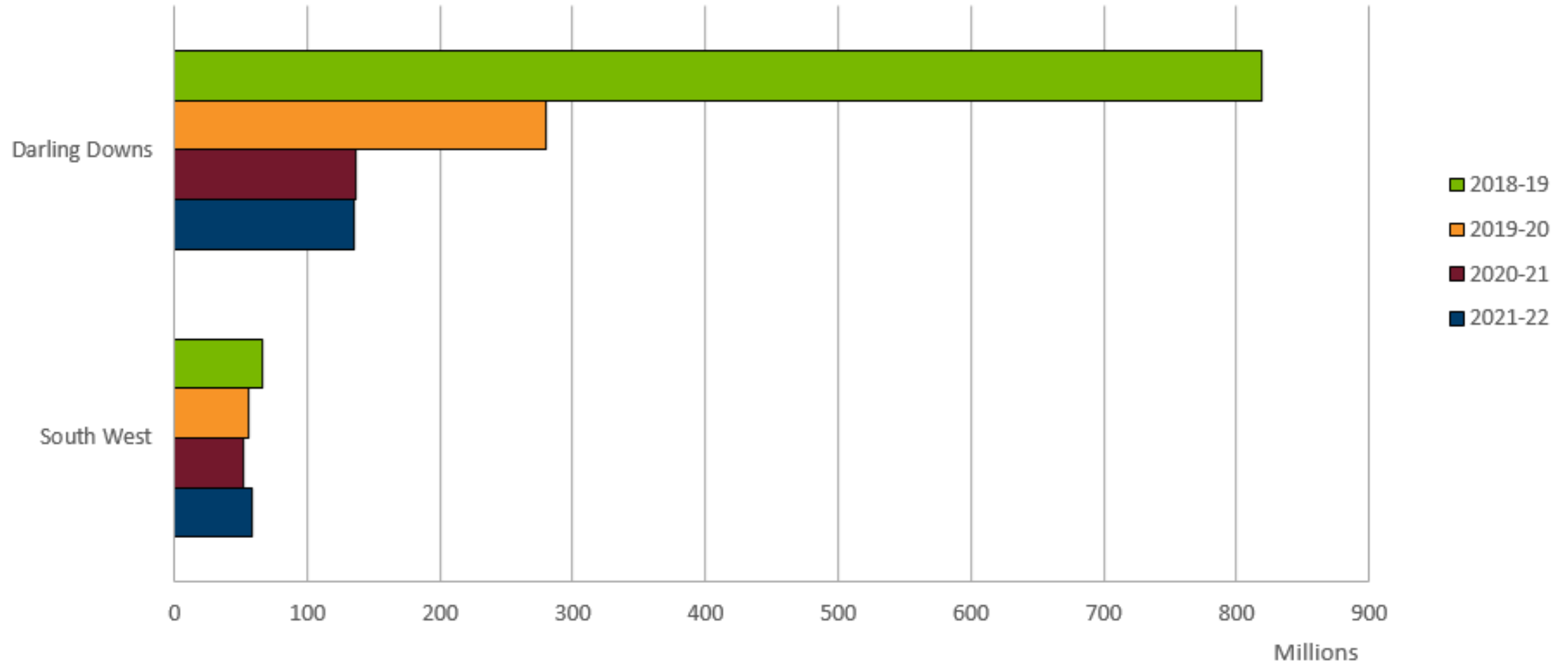
# Our program drivers

Safety improvements  
Economic growth  
Agriculture  
Tourism  
Connectivity  
Maintenance

# Our program approach – associated challenges

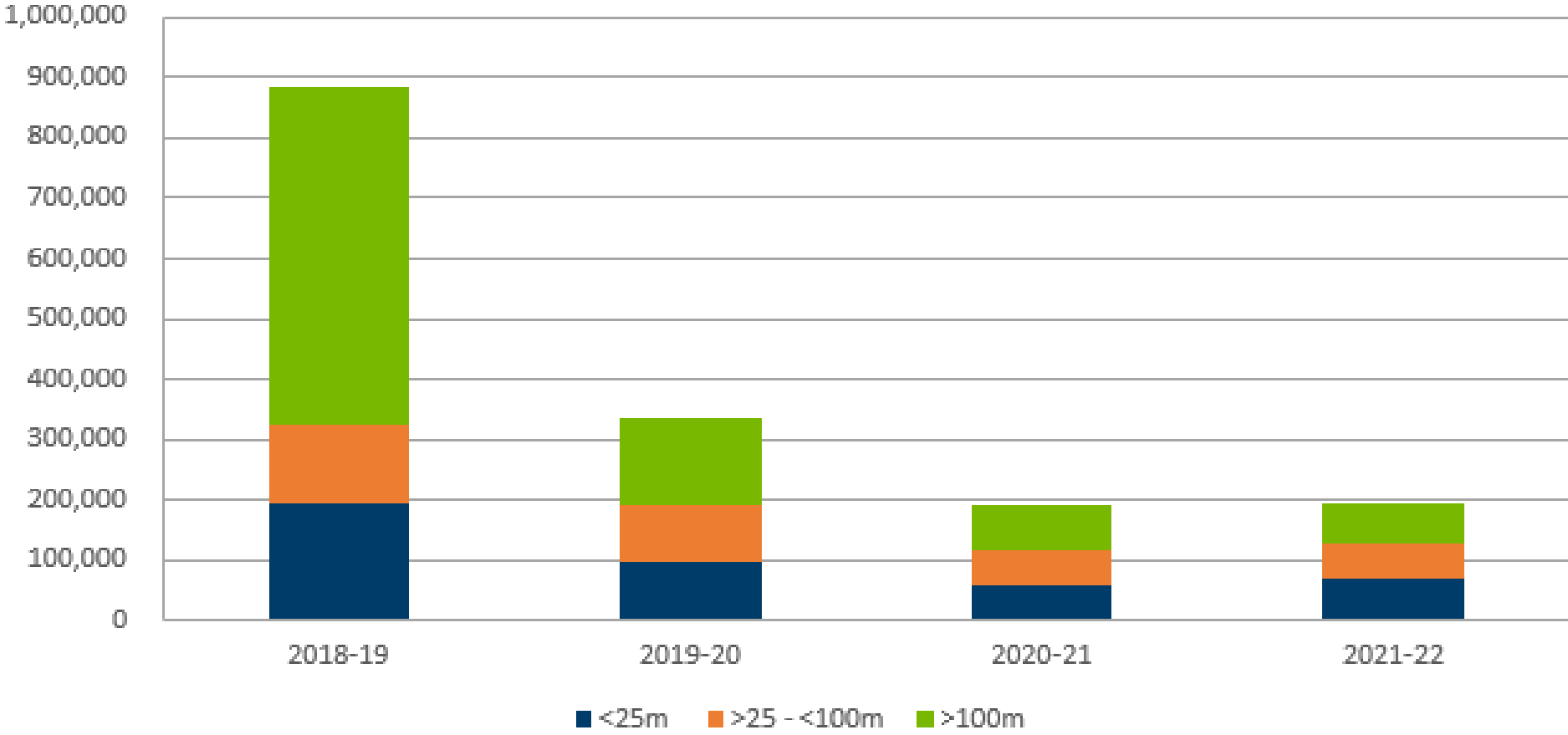
Top challenges	Description
Internal and external resources	<ul style="list-style-type: none"><li>• Internal TMR capacity – in particular Planning, Detailed Design and Contract Administration.</li><li>• Availability of suitable external resources (via ECS) to deliver accelerated Planning and Detailed Design</li><li>• Capital infrastructure projects in the market concurrently (including infrastructure projects in other states) – high demand for quality human resources.</li></ul>
Materials	<ul style="list-style-type: none"><li>• Sourcing competitive suppliers</li><li>• Capital infrastructure projects in the market concurrently (including infrastructure projects in other states) – high demand for quality material.</li></ul>

# Downs South West Regional program values



# Profile of program by project value

Downs South West Projects by Indicative Total Cost



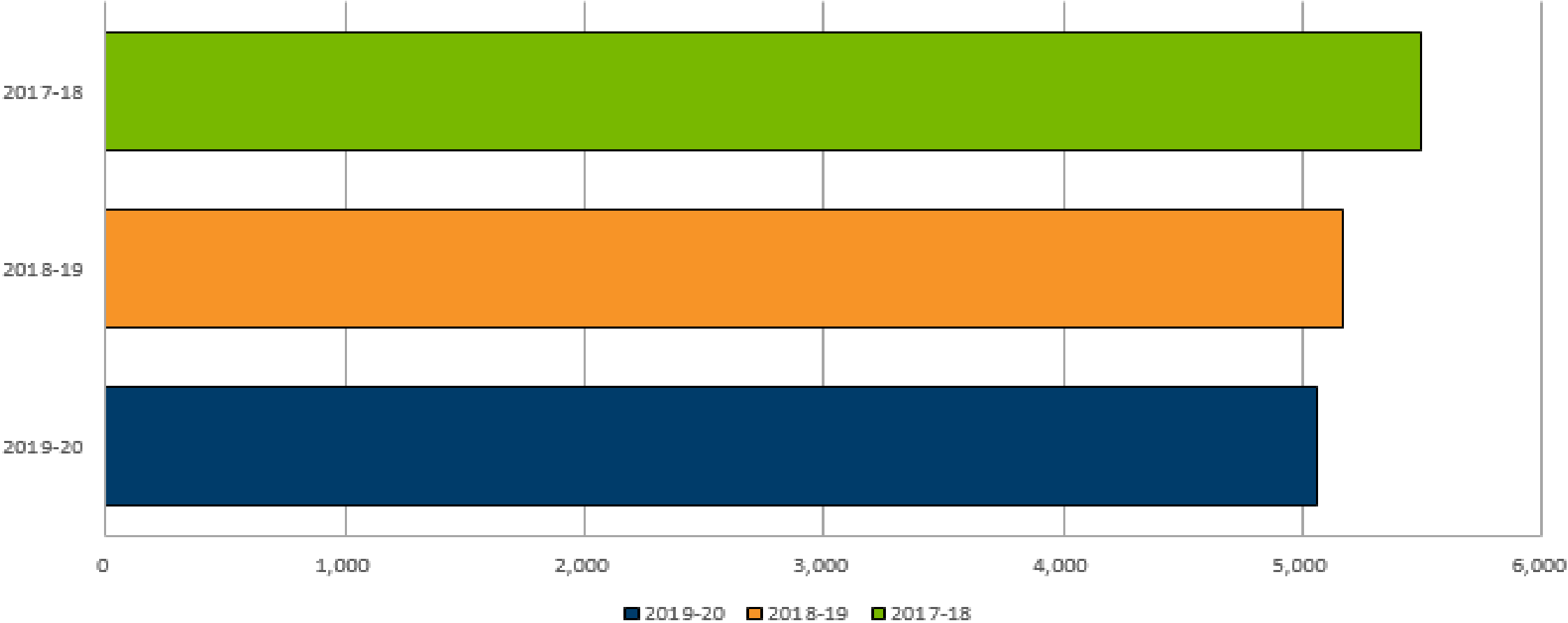
# Our program to be tendered in 2018–19

QTRIP funding allocations	2018–19	
	Number of projects	\$(m)
Planning	19	3.9
Detailed Design	4	1.8
Construction	2	55

Note: \$(m) detailed of Estimated Contractor Budget Only


# Our program – planning

Downs South West - Planning Budget ('\$000)

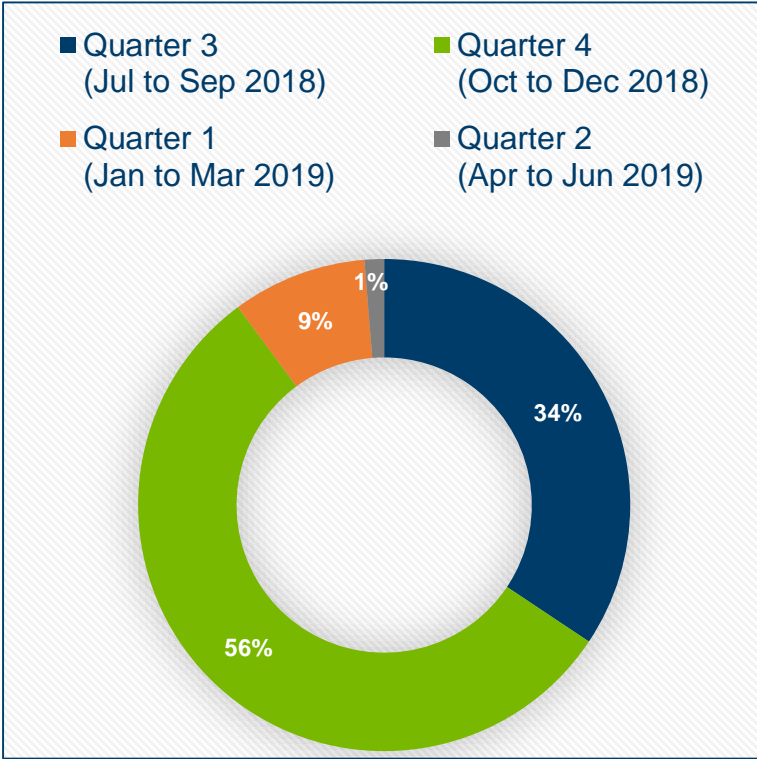


# 2018–19 procurement for planning

Seeking to procure \$3.9m of services from the market in 2018–19



**Graph: Invitation method**



**Graph: Time to market**



# Planning – key planning projects

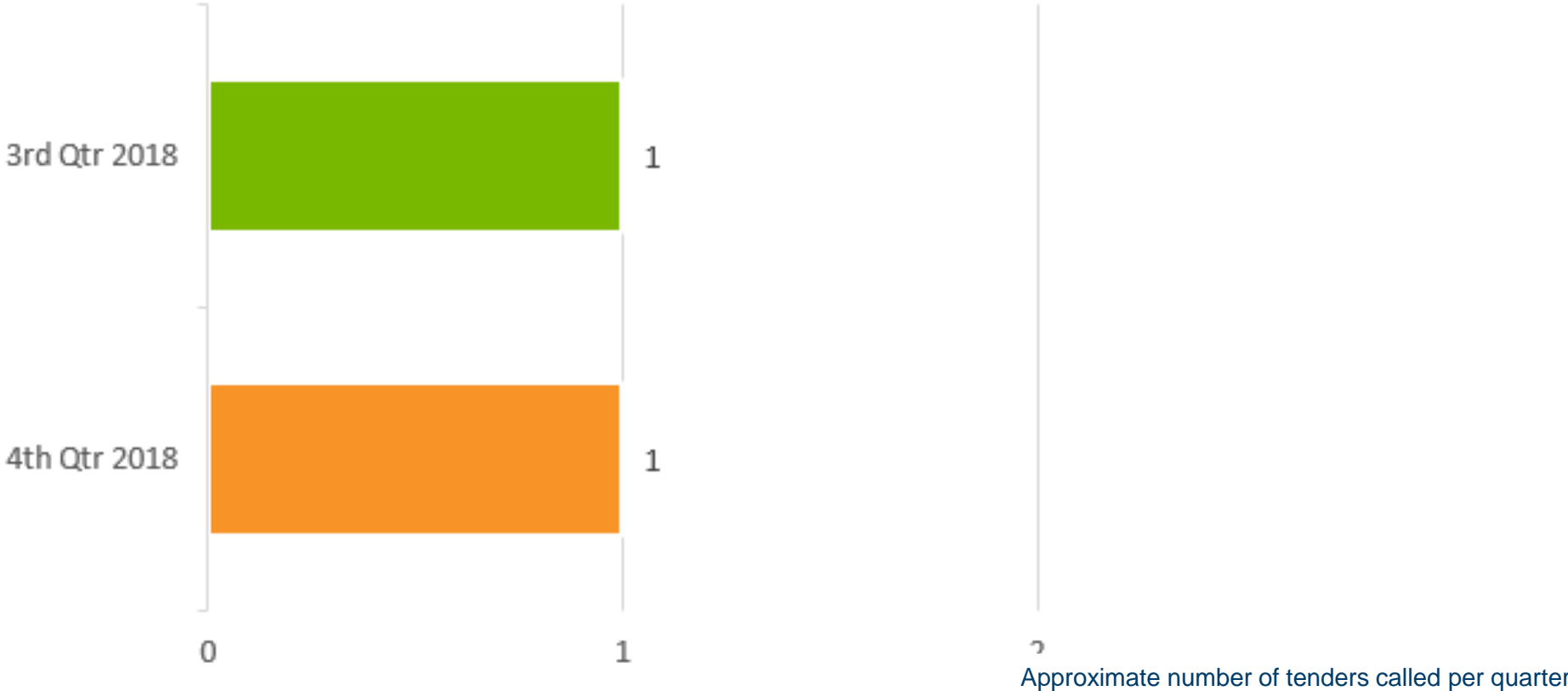
Project name	District	Work type	Procurement method	Approx quarter to be called	Est contract budget (\$m)
New England Highway/North Street Intersection	Darling Downs	Business Case	Select invitation	Q3 2018	0.35
Gore Highway (28A + 28B) Safety Package	Darling Downs	Business Case	Select invitation	Q3 2018	0.27
Toowoomba Regional Council Central Cycleway Planning Project	Darling Downs	Business Case	Select invitation	Q4 2018	0.25
Warrego Highway (18A) James/Hume Street Intersection	Darling Downs	Business Case	Select invitation	Q3 2018	0.35
24A 24B 24C 24D 24E Carnarvon Highway Widening	South West	Business Case	Select invitation	Q4 2018	0.2

# Construction projects – detailed design

Project name	Work type	Contract type	Procurement method	Pre-qual levels	Approx quarter to be called	Est contract budget (\$m)
One Arm Man Creek Bridge Upgrade, Jackson Wandoan Road	Timber Bridge Replacement	CFEP*	Open invitation	HE2	Q3 2018	0.4
Wyaga Creek Floodway Upgrade, 28B Gore Highway	Floodway Upgrade	CFEP	Open invitation	HE2	Q4 2018	0.4
East Creek Culvert Upgrade, Toowoomba East	Culvert Upgrade	CFEP	Open invitation	HE2/ HD3/ TE3	Q4 2018	0.45
West Creek Culvert Upgrade, Toowoomba CBD	Culvert Upgrade	CFEP	Open invitation	HE2/ HD3/ TE3	Q4 2018	0.55

# 2018–19 procurement for construction

Seeking to procure \$54.8m of services from the market in 2018–19



# Construction projects <\$100m

Project name	Work type	Contract type	Procurement method	Pre-qual levels	Approx quarter to be called	Est contract budget (\$m)
New England Highway Cycleway Project	Construct cycleway/s Toowoomba CBD – Highfields	TIC–CO	Open Tender	R2 / F10	Q4 2018	6.8
18C Warrego Highway Upgrade Program (Dalby - Miles), Safety Upgrade Project - Tranche 1 + 2	Widening, Wide Centre Line Treatment and Safety Upgrade Treatment Project	TIC CO	Open Tender	R3/F50	Q3 2018	48

# Construction projects – Maintenance Preservation and Operations <\$100m

Work type	Contract type	Procurement method	Period	Est contract budget (\$m)
Reseal and Prior Works	Several contracts	Open Tender	2018/19	14.4
Microsurfacing and other maintenance treatments	Several contracts	Open Tender	2018/19	15.2
Asphalt Resurfacing and Rehabilitation	Several contracts	Open Tender	2018/19	22.7



**24A 24B 24C 24D 24E  
Carnarvon Highway  
Widening Business Case**

**One Arm Man Creek Bridge  
Upgrade**

**18C Warrego Highway Upgrade Program  
(Dalby - Miles)  
Safety Upgrade Project**

**East Creek Culvert  
Upgrade**

**TRC Central Cycleway  
Planning Project**

**New England  
Highway/North  
Street Intersection**

**Wyaga Creek Floodway  
Upgrade**

**West Creek  
Culvert  
Upgrade**

**Warrego  
Highway (18A)  
James/Humes  
Street  
Intersection**

**Gore Highway (28A + 28B)  
Safety Package**

**New England Highway Cycleway  
Toowoomba CBD**



# 18C Warrego Highway Upgrade Program (Dalby–Miles), Safety Upgrade Project

## Budget and scope

- A \$48 million (estimated contract value) project to widen and rehabilitate the Warrego Highway (Dalby–Miles)
- The project will improve freight efficiency, capacity and improve safety with the inclusion of wide centreline treatment and other safety improvement treatments.



# 18C Warrego Highway Upgrade Program (Dalby–Miles), Safety Upgrade Project

## Risks and contract type

Key risks	Contract type
Concurrent Projects in close proximity	Transport Infrastructure Contract – construction only
Traffic management (Heavy Vehicles )	
Public utility plant (PUP) relocations	
Cultural Heritage and Environment	
Timetable	Pre-qualification level
Contract award	R3, F50
Start of construction	Date
Complete construction	Q3 2018
	Q4 2018
	Q2 2019



# Our program – industry engagement

There is an opportunity for Downs South West Region to provide the industry with a more detailed brief on the full planning program to be put to market.

Requests for this briefing, and any further information on Downs South West Region's program can be made via email at [dsw\\_communication@tmr.qld.gov.au](mailto:dsw_communication@tmr.qld.gov.au)

Any future, region specific, briefings will be held in our Toowoomba TMR Regional Office.

# North Coast and Wide Bay Burnett Region Industry Briefing

2018–19 Queensland Transport and Roads Investment Program

Barbara van Heerden, North Coast and Wide Bay Burnett Regional Director

# Our region – North Coast and Wide Bay Burnett



**Barbara van Heerden**  
**Regional Director**

**Hendrik Roux**  
**District Director**  
**Wide Bay Burnett**

**Leah McKenzie**  
**District Director**  
**North Coast**

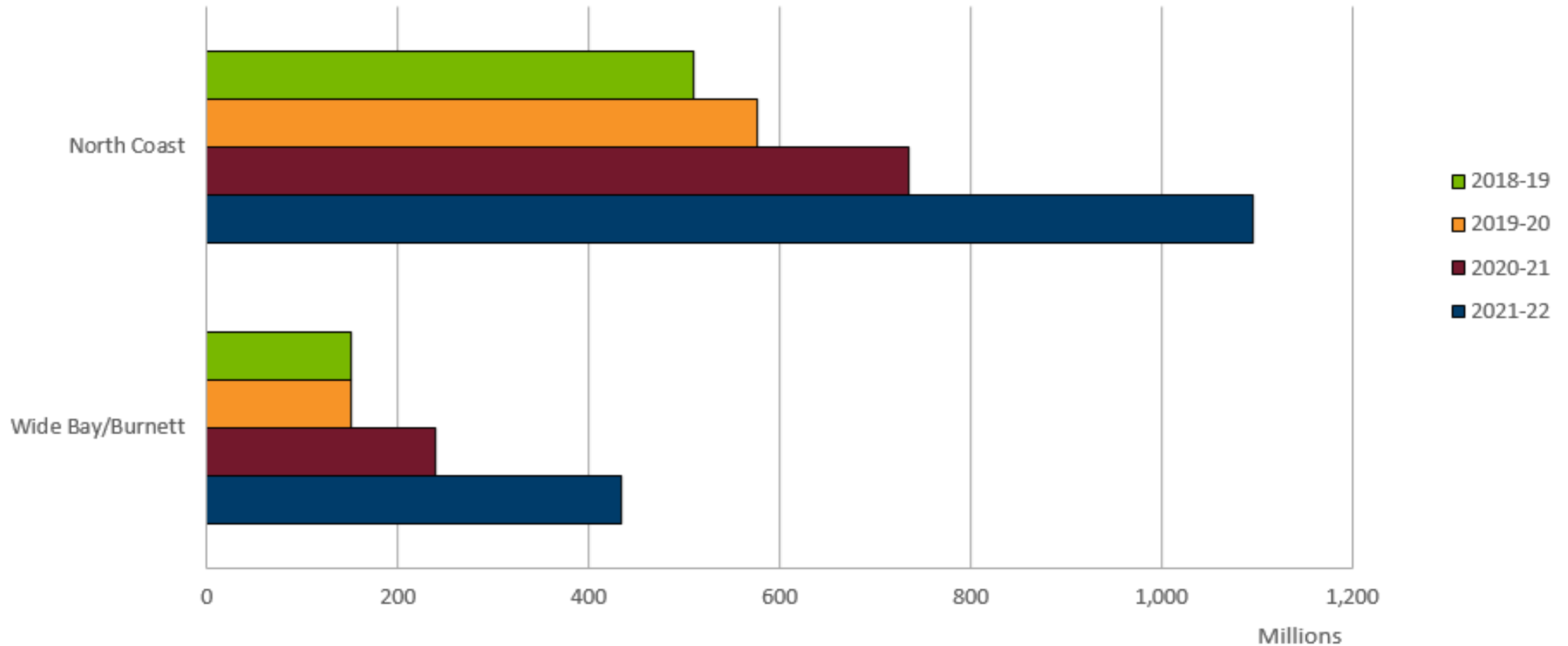
# Our program drivers

Safety improvements  
Network efficiency  
Reducing congestion  
Tourism  
Agriculture  
Growth and local economy

# Our program approach – associated challenges

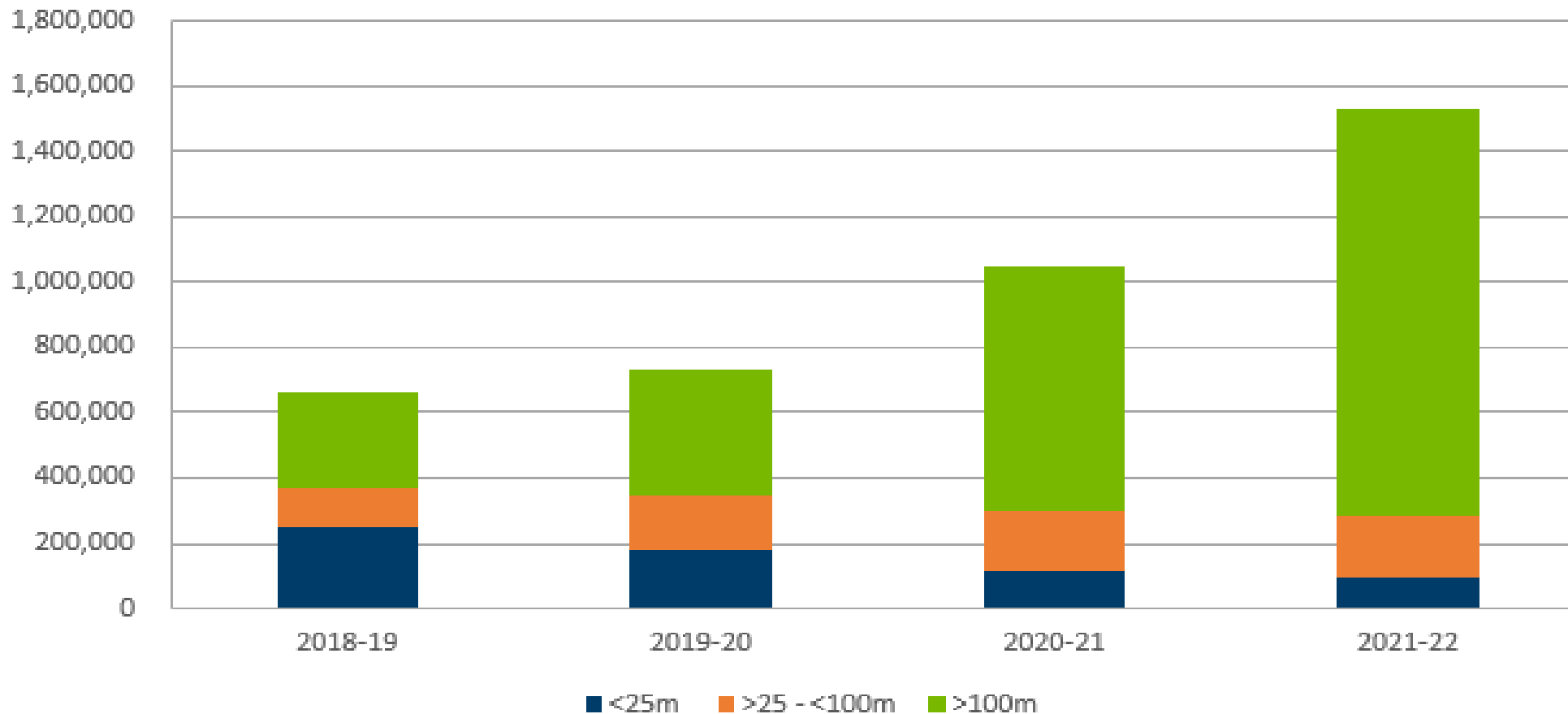
Top challenges	Description
Internal and external resources	<ul style="list-style-type: none"><li>• Internal capability and capacity – planning and construction/contract management</li><li>• Supplier capability and availability – high demand</li><li>• Building internal and external capability – finding the right balance of internal and external staff</li></ul>
Programming	<ul style="list-style-type: none"><li>• Major projects accelerated – concurrent delivery timeframes</li></ul>
Materials	<ul style="list-style-type: none"><li>• Managing demand for major and smaller construction projects.</li></ul>

# North Coast and Wide Bay/Burnett Regional program values



# Profile of program by project value

North Coast and Wide Bay/Burnett Projects by Indicative Total Cost



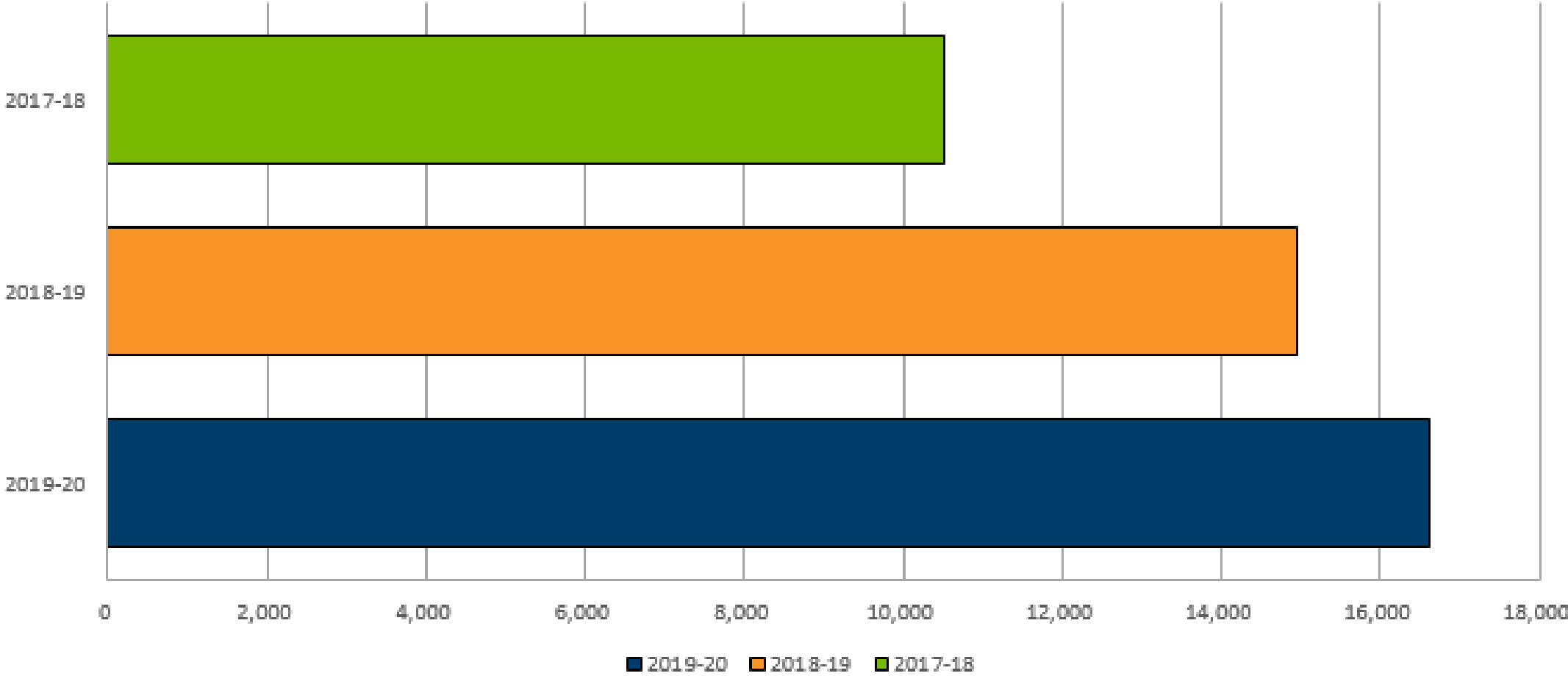
# Our program – to be tendered in 2018–19

QTRIP funding allocations	2018–19	
	Number of projects	\$(m)
Planning	17	11.17
Construction	20	675.25



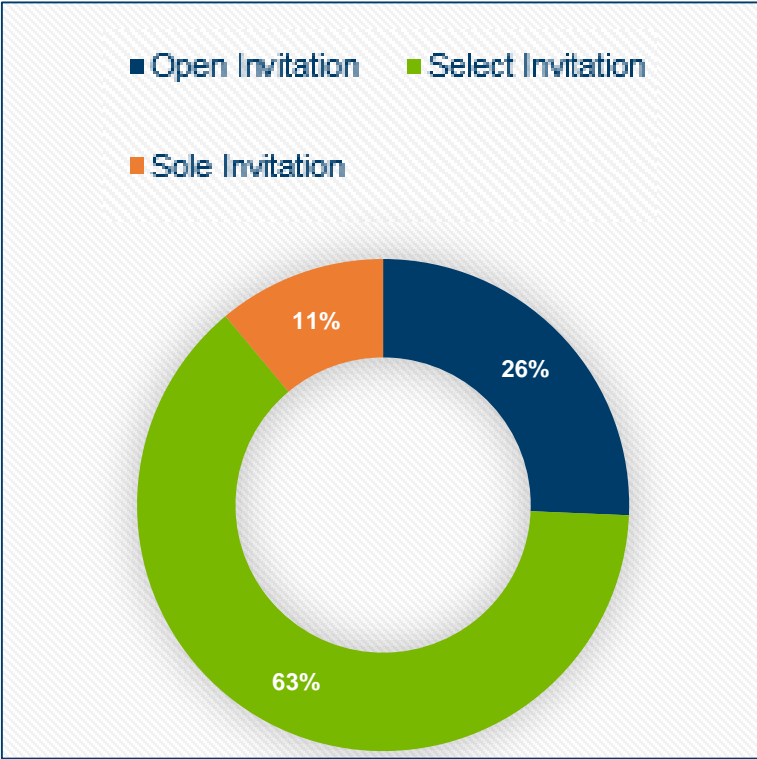
# Our program – planning

North Coast and Wide Bay/Burnett - Planning Budget ('\$000)

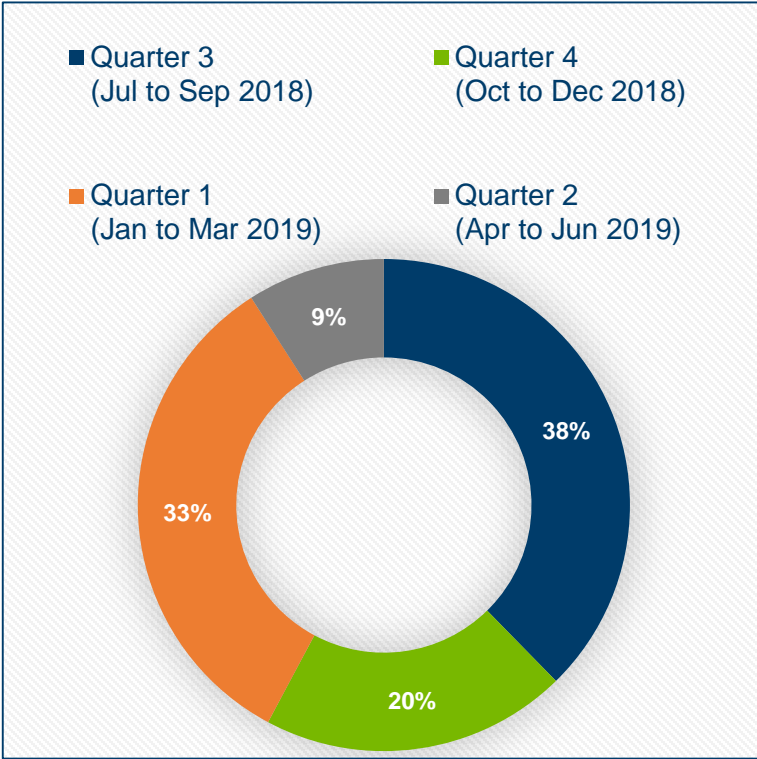


# 2018–19 procurement for planning

Seeking to procure \$11.17m of services from the market in 2018–19



**Graph: Invitation method**



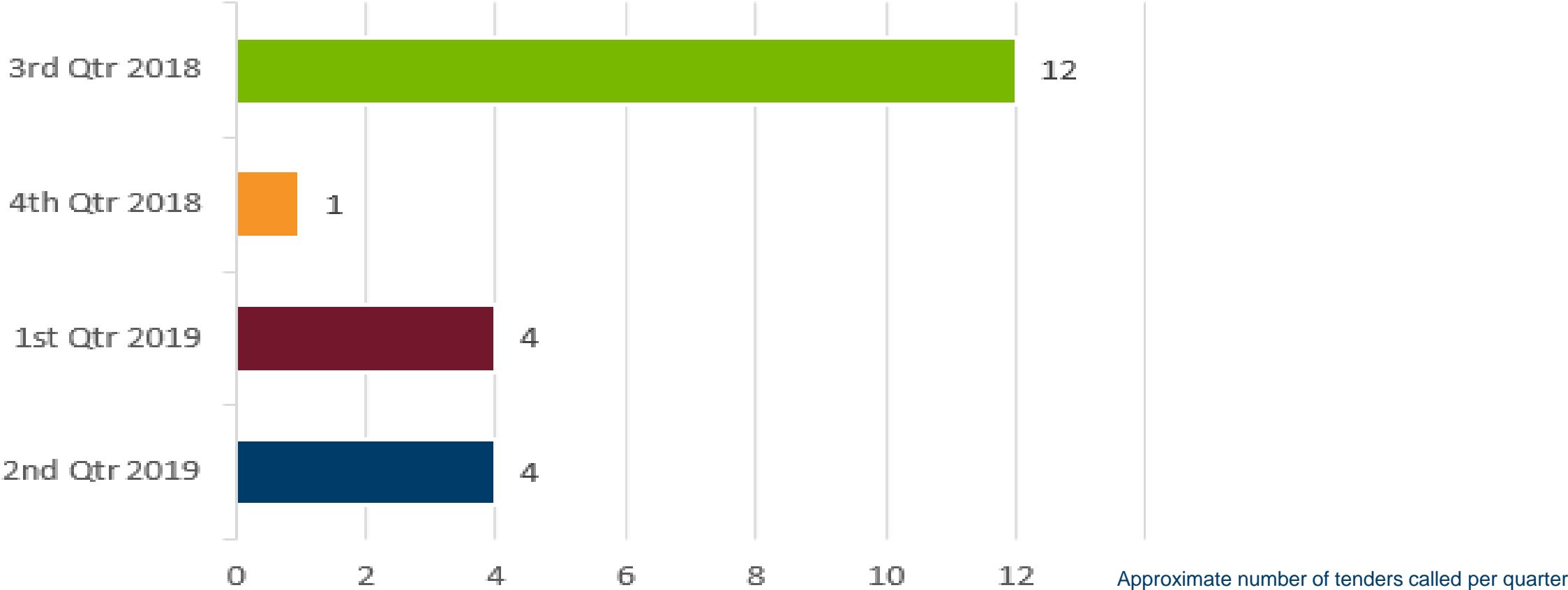
**Graph: Time to market**

# Planning – key planning projects

Project name	District	Work type	Procurement method	Approx quarter to be called	Est contract budget (\$m)
Bundaberg Port Road Upgrade	Wide Bay Burnett	SASR and Preliminary Evaluation	Open invitation	Q3 2018	1.4
Port of Bundaberg Corridor Study	Wide Bay Burnett	Corridor Study	Open invitation	Q3 2018	0.3
Caloundra Road – Kawana Arterial Intersection Upgrade	North Coast	SASR and Preliminary Evaluation	Select invitation	Q4 2018	0.6
Managed Motorways Stage 2	North Coast	Business Case	Select invitation	Q4 2018	3.0
Mooloolah River Interchange	North Coast	Business Case	Open invitation	Q1 2019	3.0

# 2018–19 procurement for construction

Seeking to procure \$673m of services from the market in 2018–19



# Construction projects <\$100m

Project name	Work type	Contract type	Procurement method	Pre-qual levels	Approx quarter to be called	Est contract budget (\$m)
Burnett Highway – Lochaber Creek	Bridge construction	TIC-CO	Open tender	R2, B2, F10	Q3 2018	5.0
Mt Glorious and Samford–Mt Glorious Roads	Intersection improvements	TBC	Open tender	R2/R3, F15	Q4 2018	8.3
Bruce Highway – Booyal	Overtaking lanes	TIC-CO	Open tender	R3, F15	Q1 2019	8.0
Bruce Highway – Tinana	Overtaking lanes	TIC-CO	Open tender	R3, F15	Q1 2019	10.7
Deception Bay and Morris Road	Intersection improvements	TIC-CO	Open tender	R2/R3, F10	Q3 2019	4.75



Lochaber Creek

Overtaking Lanes at Maryborough

Cooroy to Curra Section D

Gympie

Maroochydore Road Interchange Upgrade

Caboolture to Steve Irwin Way 6 Laning

Sunshine Coast

Managed Motorways 2 - Bruce Highway

Deception Bay Interchange Upgrade

Caboolture

Brendale

Kippa-Ring

# Pine River to Caloundra Road Interchange

(Caboolture to Steve Irwin Way)

North Coast District

## Budget and scope

- \$662.5 million total project value
- \$430.6 million estimated contract value
- Approximately 11km of widening from four to six lanes
- 10 new bridges
- Improve congestion, safety and flood immunity.



# Pine River to Caloundra Road Interchange

(Caboolture to Steve Irwin Way)

## Risks and contract type

Key risks		Contract type	
Stakeholder management		Transport Infrastructure Contract – construction only	
Traffic management			
Public utility plant (PUP) relocations		Pre-qualification level	
Design and Construction management		R4/R5, F150+, B4	
Timetable		Date	
Contract award		Q4 2019	
Start of construction		Q1 2020	
Complete construction		Q3 2022	

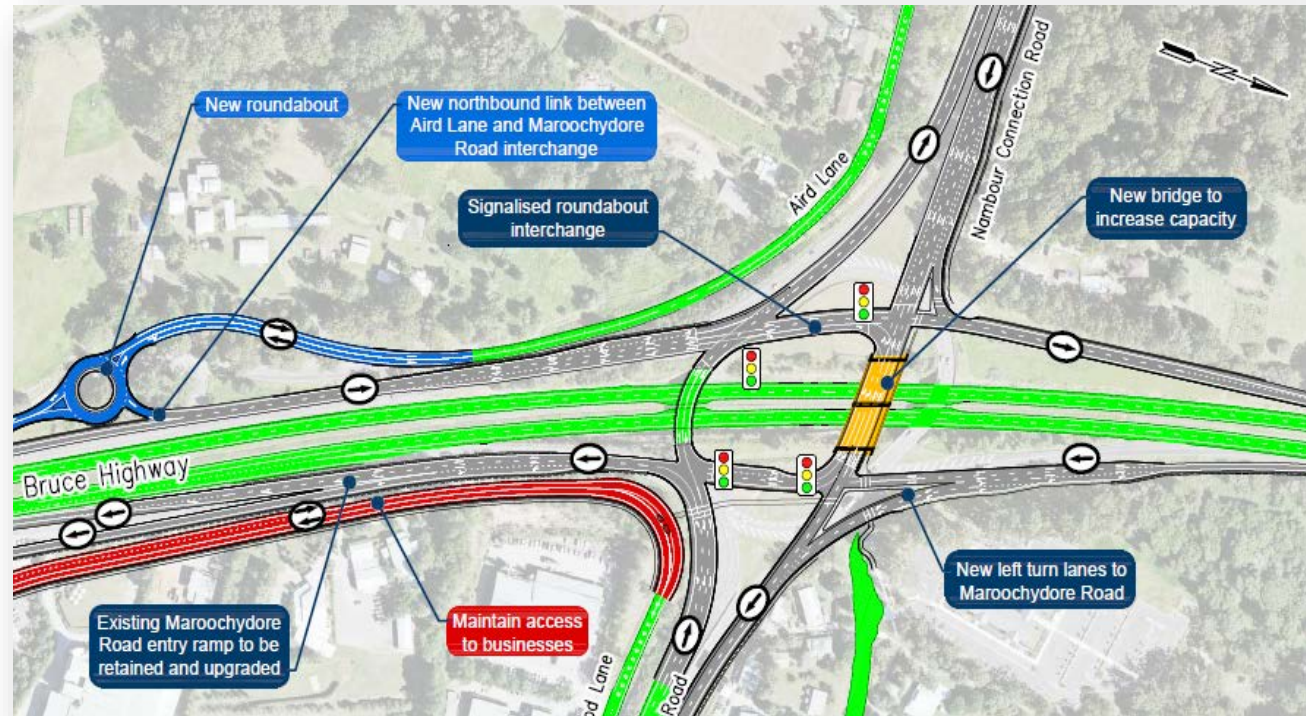


# Maroochydore Road Interchange Upgrade

## North Coast District

### Budget and scope

- \$187 million total project value
- \$149 million estimated contract value
- Upgrade the Bruce Highway and Maroochydore Road Interchange
- Construct eastern and western services roads
- Extending Owen Creek Road
- Improve congestion and safety.



# Maroochydore Road Interchange Upgrade

## Risks and contract type

<b>Key risks</b>	<b>Contract type</b>
Stakeholder management	Transport Infrastructure Contract – construction only
Property acquisitions	
Public utility plant (PUP) relocations	
Environmental management	
<b>Pre-qualification level</b>	
R4/R5, F150, B3	

<b>Timetable</b>	<b>Date</b>
Contract award	Q4 2019
Start of construction	Q1 2020
Complete construction	Q2 2022

# Deception Bay Road Interchange Upgrade

## North Coast District

### Budget and scope

- \$150 million total project value
- \$75 million estimated contract value
- Upgrade the Bruce Highway and Deception Bay Road Interchange
- Two new parallel bridges over the Bruce Highway
- Upgrade three intersections on Deception Bay Road
- Upgrade entry and exit ramps.

# Deception Bay Road Interchange Upgrade

## Risks and contract type

Key risks	Contract type
Stakeholder management	Transport Infrastructure Contract – construction only
Environmental approvals	Pre-qualification level
Public utility plant (PUP) relocations	R4/R5, F75, B3

Timetable	Date
Contract award	Q1 2020
Start of construction	Q1 2020
Complete construction	Q1 2022

# Cooroy to Curra Section D

## Wide Bay Burnett District

### Budget and scope

- \$1 billion total project value
- \$738 million estimated contract value
- Approximately 26 kilometres of new four lane highway
- 43 new structures
- Three new interchanges.



# Cooroy to Curra Section D

## Risks and contract type

Key risks	Contract type
Construction management	Transport Infrastructure Contract – construction only
Design standard changes	
Environmental approvals	
Environmental conditions	Pre-qualification level
	R5, F150+, B4

Timetable	Date
Contract award	Q3 2019
Start of construction	Q3 2019
Complete construction	Q2 2023

# Our program – industry engagement

A future industry supplier workshop is scheduled to be planned during Q3 2018 in Maroochydore.

For further information on this event, or North Coast and Wide Bay/Burnett Region's program please email [northcoast@tmr.qld.gov.au](mailto:northcoast@tmr.qld.gov.au)

---

# Thank you and stay connected

---



**Twitter** @TMRQld



**Facebook** @TMRQld



**LinkedIn** Department of Transport and Main Roads



**Blog** [blog.tmr.qld.gov.au](http://blog.tmr.qld.gov.au)



# Industry briefings – Brisbane

Plaza Terrace Room	Wednesday 8 August 2018
QTRIP overview	✓
Transport System Planning Program overview	✓
QTRIP regional overview: <ul style="list-style-type: none"> <li>• South Coast</li> <li>• Metropolitan</li> <li>• Downs South West</li> <li>• North Coast and Wide Bay/Burnett.</li> </ul>	✓
Networking / break	12:00 – 12:20 pm
Asphalt, Bitumen and Quarry Materials session	12:20 – 1:00 pm
Networking / break.	1:00 – 1:30 pm

# Industry briefings – Brisbane

Plaza Terrace Room	Wednesday 8 August 2018
QTRIP overview	✓
Transport System Planning Program overview	✓
QTRIP regional overview: <ul style="list-style-type: none"> <li>• South Coast</li> <li>• Metropolitan</li> <li>• Downs South West</li> <li>• North Coast and Wide Bay/Burnett.</li> </ul>	✓
Networking / break	✓
Asphalt, Bitumen and Quarry Materials session	12:20 – 1:00 pm
Networking / break.	1:00 – 1:30 pm

# Queensland Transport and Roads Investment Program 2018–19 to 2021–22

Asphalt, Bitumen and Quarry Materials

Allan Uhlmann, Executive Director (Program Management and Delivery)

# Agenda

1. Maintenance Preservation and Operations (MPO)  
Statewide program overview
2. Regional overviews
3. QTenders website
4. Questions.



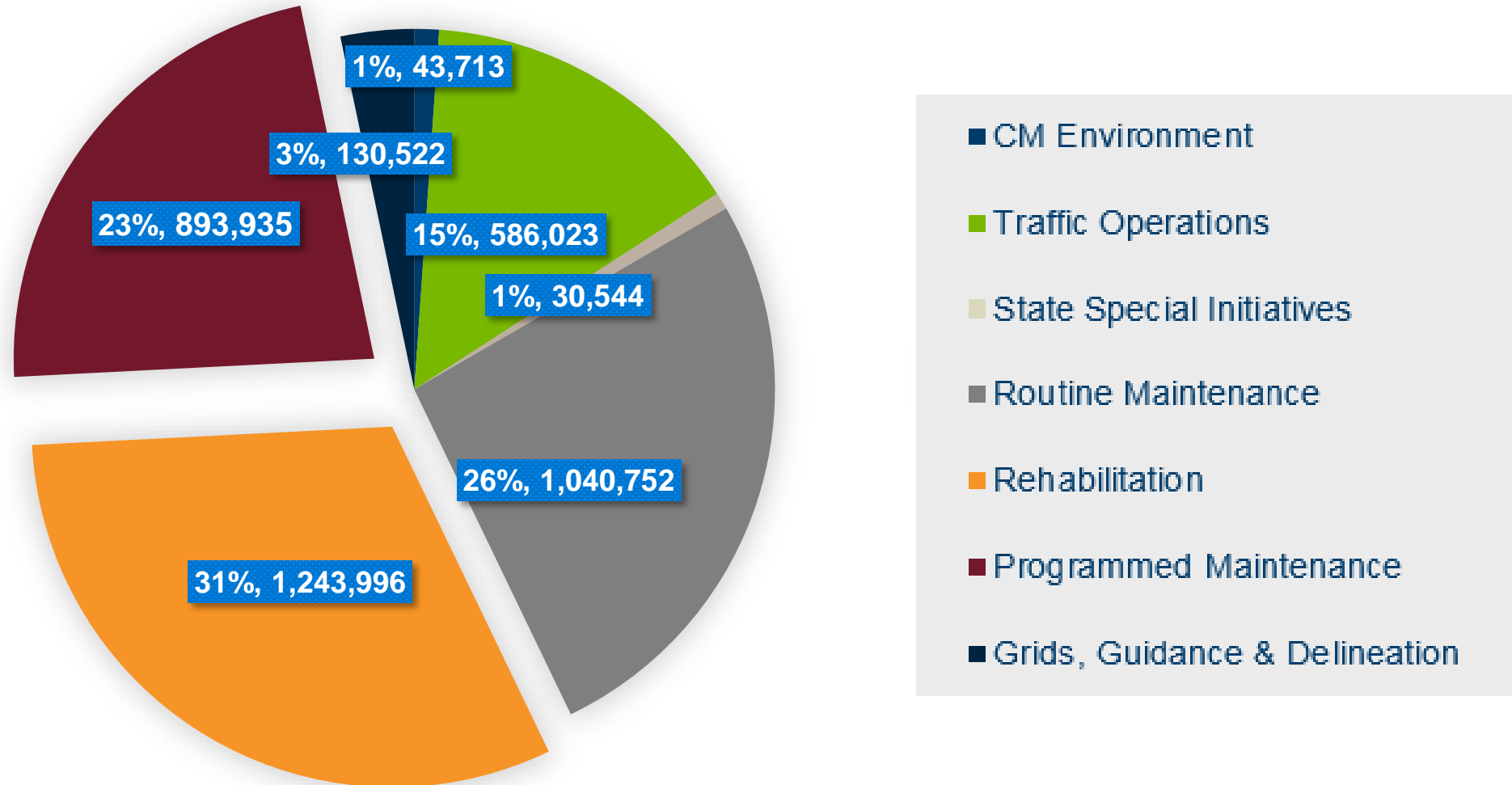
# Maintenance Preservation and Operations Delivery Program overview

# Queensland Road System Performance Plan (QRSPP) funding 2018–19 to 2021–22

Funding Source	Funding per year (\$,000)				
	2018–19	2019–20	2020–21	2021–22	Total
State total	844,569	864,898	924,221	975,225	3,608,913
Federal total	89,868	89,582	90,556	90,564	360,570
<b>MPO Total Final</b>	<b>934,437</b>	<b>954,480</b>	<b>1,014,777</b>	<b>1,065,789</b>	<b>3,969,483</b>

# MPO allocation by Investment Sub-program

2018–19 to 2021–22 total allocation = \$3.969b



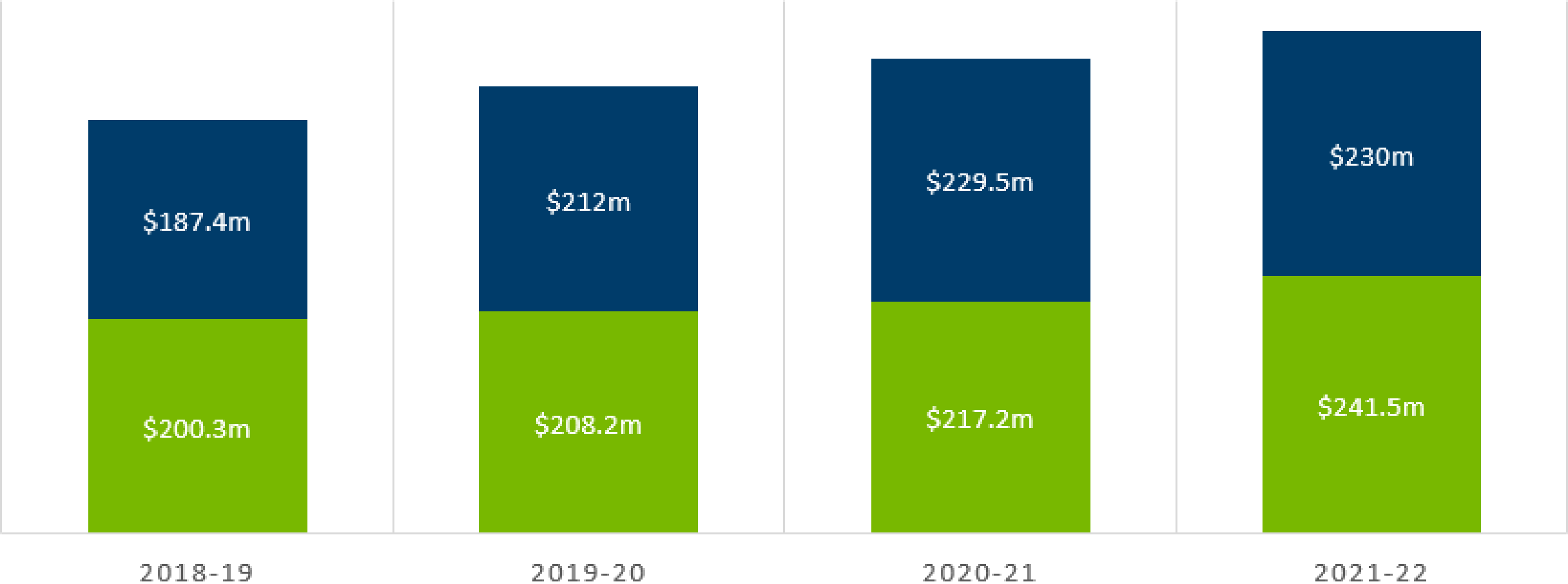
# Resurfacing and Pavement Rehabilitation funding 2018–19 to 2021–22

Funding source	Funding per year (\$,000)				
	2018–19	2019–20	2020–21	2021–22	Total
Surfacing treatments	200.3	208.2	217.2	241.5	867.2
Pavement rehabilitation	187.4	212.0	229.5	230.0	858.9
Combined Surfacing Treatments and Pavement Rehabilitation	387.7	420.2	446.7	471.5	1,726.1



# Combined Surfacing Treatments and Pavement Rehabilitation

■ Surfacing Treatments    ■ Pavement Rehabilitation



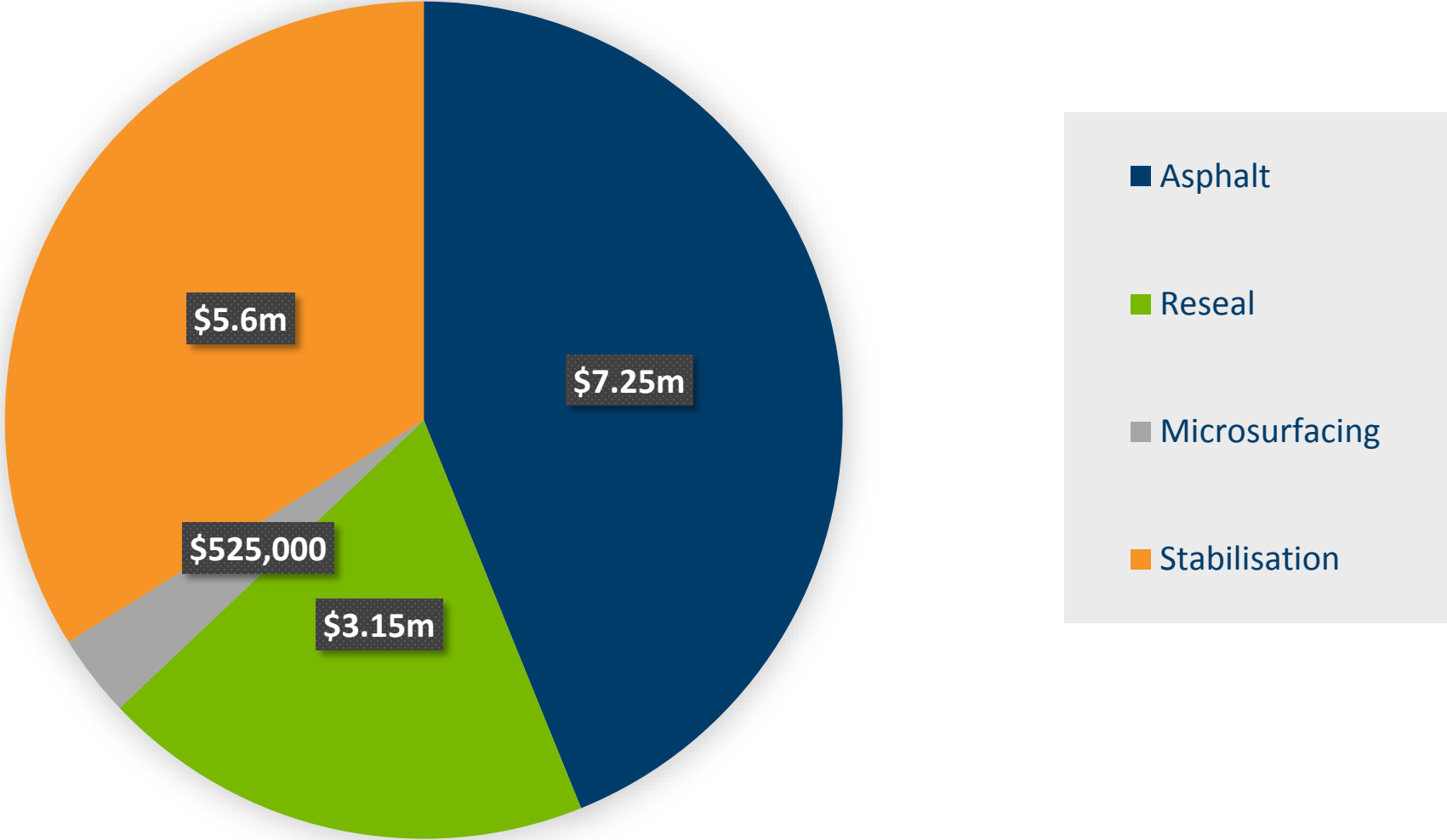
# South Coast Region

# MPO South Coast Region

- \$60.9 million in programmed maintenance (asphalt and bitumen resurfacing) and rehabilitation works over the next three years.
- Tenders for packages to be delivered in 2018–19
  - Mt Lindesay Highway and several other roads on the state controlled network.

Period	Resurface (\$ million)	Rehabilitation (\$ million)	Total (\$ million)
2018–19	4.9	11.6	16.5
2019–20	9.2	11.7	20.9
2020–21	8.5	15.0	23.5
<b>Total</b>	<b>22.6</b>	<b>38.3</b>	<b>60.9</b>

# South Coast Region 2018–19 allocations



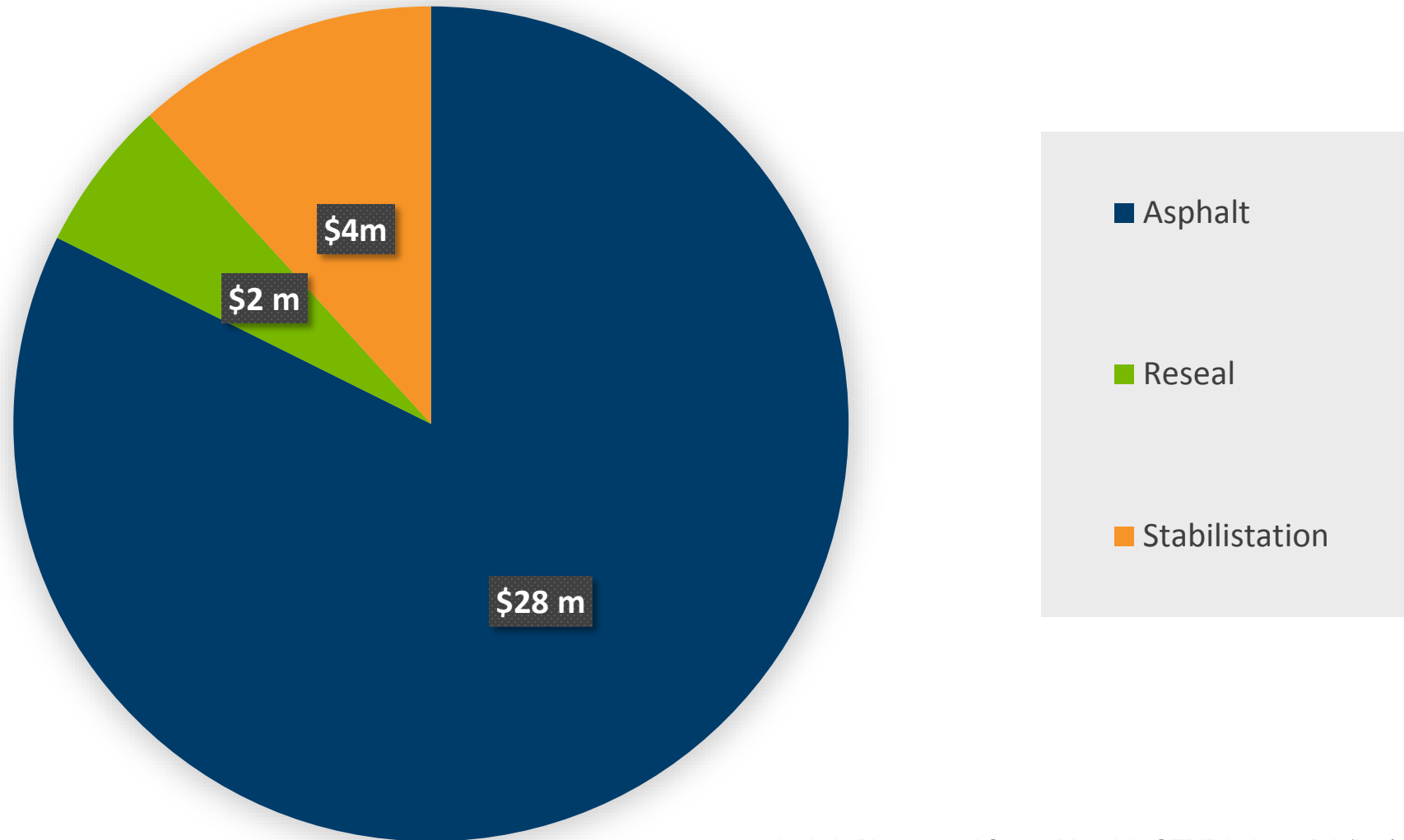
# Metropolitan Region

# MPO Metropolitan Region

- \$96.0 million in programmed maintenance (asphalt and bitumen resurfacing) and rehabilitation works over the next three years.
- Tenders for packages to be delivered in 2018–19
  - Warrego Highway
  - Cunningham Highway.

Period	Resurface (\$ million)	Rehabilitation (\$ million)	Total (\$ million)
2018–19	30	4	34
2019–20	24	8	32
2020–21	10	20	30
<b>Total</b>	<b>64</b>	<b>32</b>	<b>96</b>

# Metropolitan Region 2018–19 allocations



# Downs South West Region

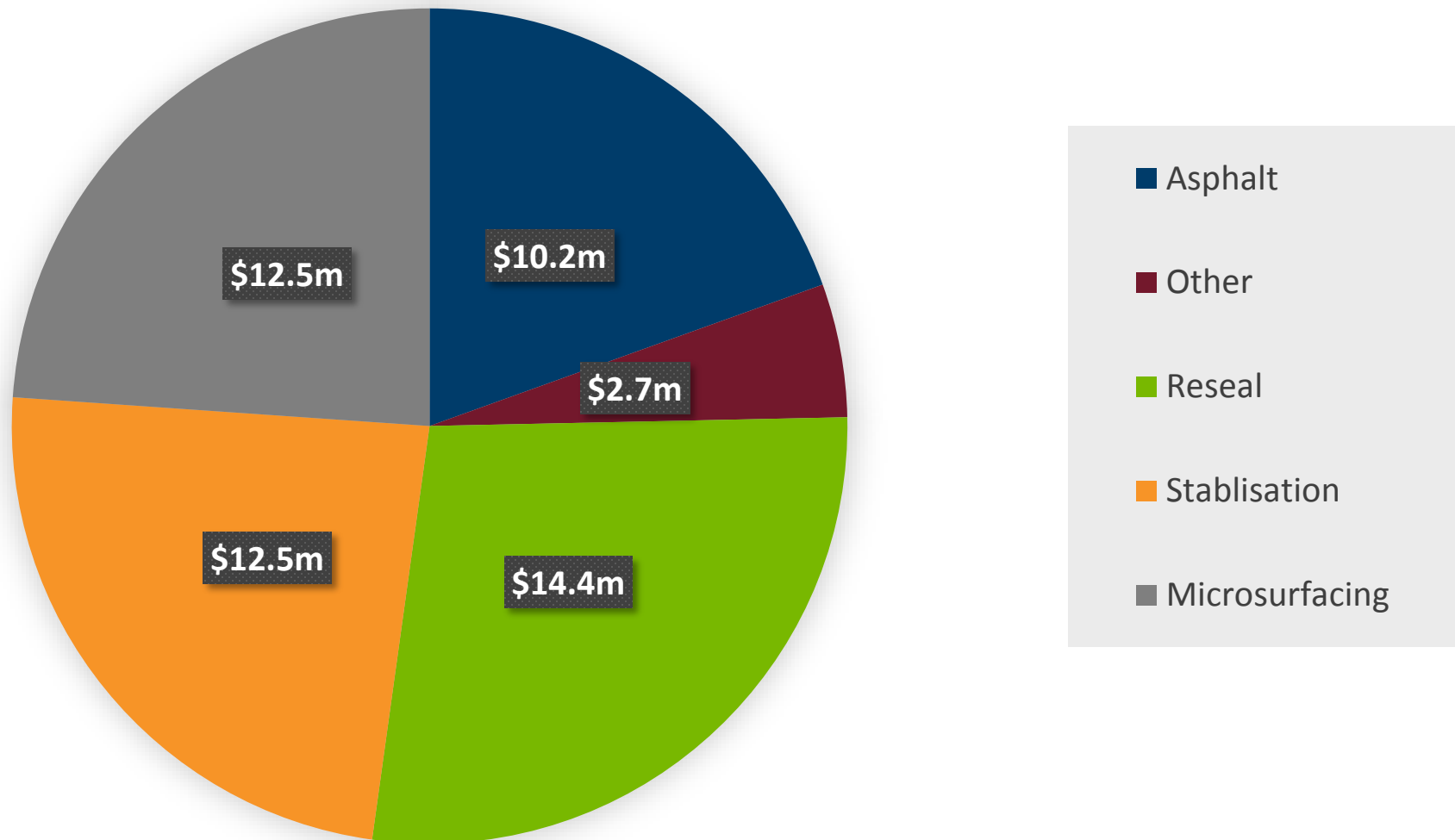


# MPO Downs South West Region

- \$221.5 million in programmed maintenance (asphalt and bitumen resurfacing) and rehabilitation works over the next three years
- Tenders for packages to be delivered in 2018–19
  - Warrego Highway and various other state-controlled roads.

Period	Resurface (\$ million)	Rehabilitation (\$ million)	Total (\$ million)
2018–19	39.8	12.5	52.3
2019–20	73.0	27.2	100.2
2020–21	31.0	38.0	69.0
<b>Total</b>	<b>143.8</b>	<b>77.7</b>	<b>221.5</b>

# Downs South West Region 2018–19 allocations



# North Coast and Wide Bay Burnett Region

# MPO North Coast and Wide Bay Burnett

- \$179.8 million in programmed maintenance (asphalt and bitumen resurfacing) and rehabilitation works over the next three years
- Tenders for packages to be delivered in 2018–19
  - Bruce Highway
  - D’Aguilar Highway
  - Nambour Connection Road.

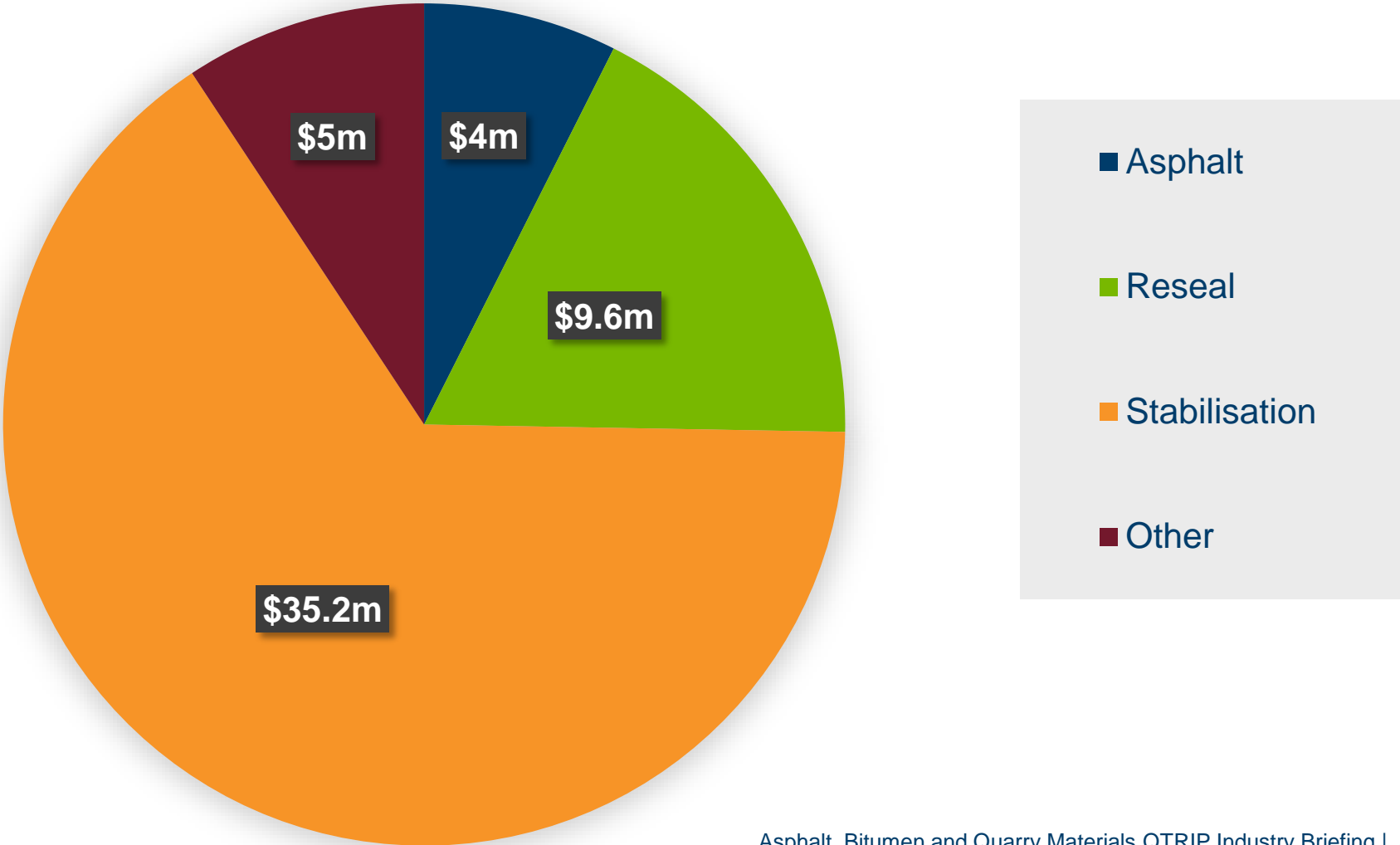
Period	Resurface (\$ million)	Rehabilitation (\$ million)	Total (\$ million)
2018–19	18.5	35.3	53.8
2019–20	25.0	36.0	61.0
2020–21	24.0	41.0	65.0
<b>Total</b>	<b>67.5</b>	<b>112.3</b>	<b>179.8</b>

# MPO program 2018–19

## North Coast and Wide Bay Burnett Region

Location details	Total cost	Detailed information
Two asphalt packages – National and State network	\$4m	Approximately 6.4km of asphalt resurfacing works on various sections on the Bruce Highway and state-controlled roads in Bundaberg and South Burnett Regional Council areas
Five reseal packages – State network	\$9.6m	Approximately 231.7km of reseal works on various sections of state-controlled roads
Various road rehabilitation locations across Somerset, Sunshine Coast and Moreton Bay Regional Council areas	\$21.1m	Approximately 11.96km of stabilisation works and associated bitumen spray sealing
Various road rehabilitation locations across Bundaberg, North Burnett and South Burnett Regional Council areas	\$14.1m	Approximately 11.3km of stabilisation works, and associated bitumen spray sealing.

# North Coast and Wide Bay/Burnett Region 2018–19 allocations



# Central Queensland Region

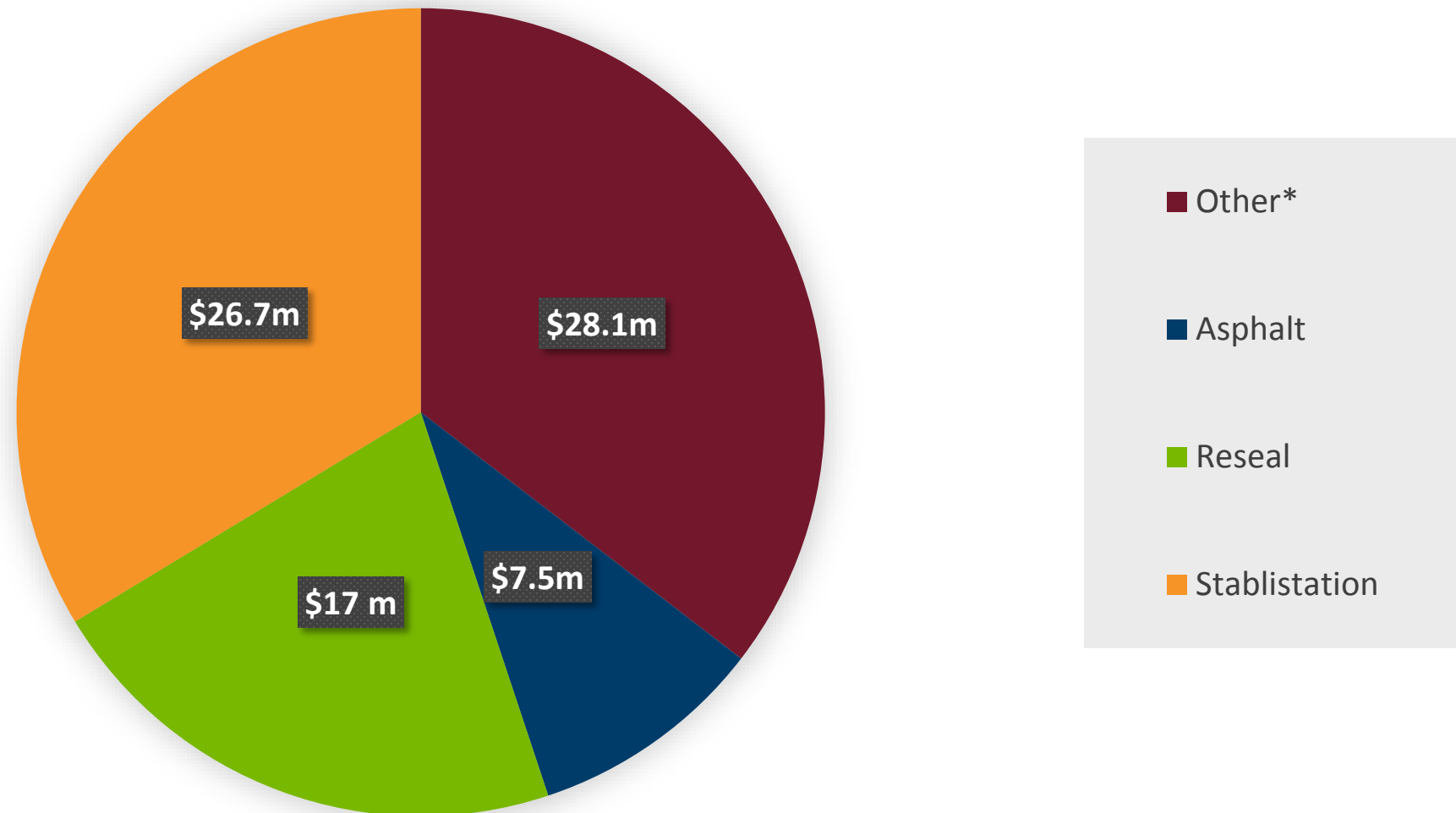
# MPO Central Queensland Region

- \$245 million in unsealed road re-sheeting, programmed maintenance (asphalt and bitumen resurfacing) and rehabilitation works over the next three years
- Tenders for packages to be delivered in 2018–19 include works on the both the National network and various other state-controlled roads.

Period	Resurface (\$ million)	Rehabilitation (\$ million)	Total (\$ million)
2018–19	52.5	26.8	79.3
2019–20	55.1	25.8	80.9
2020–21	57.2	28.5	85.7
<b>Total</b>	<b>164.8</b>	<b>81.1</b>	<b>245.9</b>



# Central Queensland Region 2018–19 allocations



# North Queensland Region

# MPO North Queensland Region

- \$213.4 million in programmed maintenance (asphalt and bitumen resurfacing) and rehabilitation works over the next three years
- Tenders for packages to be delivered in 2018–19
  - Bruce Highway
  - Flinders Highway
  - Barkly Highway
  - Palmerston Highway
  - Kennedy Highway
  - Captain Cook Highway.

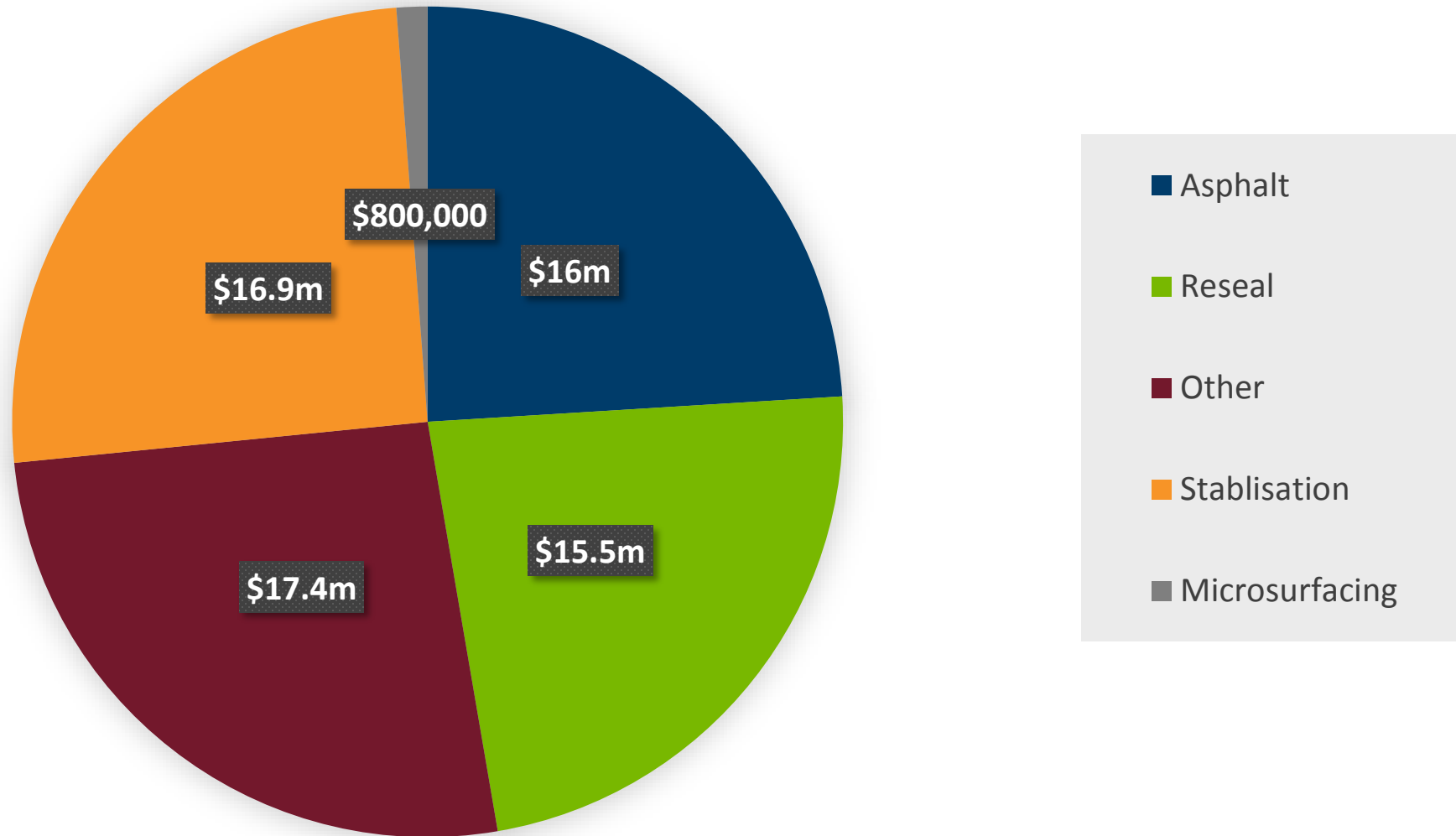
Period	Resurface (\$ million)	Rehabilitation (\$ million)	Total (\$ million)
2018–19	45.4	21.2	66.6
2019–20	43.9	29.3	73.2
2020–21	44	29.6	73.6
<b>Total</b>	<b>133.3</b>	<b>80.1</b>	<b>213.4</b>

# MPO program 2018–19

## Northern Region

Location details	Total cost	Detailed information
Six asphalt packages – National and State network	\$16m	Asphalt resurfacing works on various sections on the Bruce Highway and state-controlled roads across our three districts. Note that the three Far North District packages also include some bitumen works, these are not included in the reseal packages.
Nine reseal packages – National and State network	\$19.05m	Reseal works on various sections across the region.
Various road rehabilitation locations across Northern District	\$7.7m	These works consist of stabilisation works on the Bruce Highway and the Flinders Highway.
Various road rehabilitation locations across North West District	\$1.3m	These works consist of stabilisation works as well as culvert replacement works on the Barkly Highway and state-controlled roads.
Various road rehabilitation locations across Far North District	\$8.8m	These works are pavement rehabilitation on the Bruce Highway and state-controlled roads.

# North Queensland Region 2018–19 allocations



# QLD QTenders

Website: [www.hpw.qld.gov.au/qtenders/](http://www.hpw.qld.gov.au/qtenders/)

The screenshot shows the homepage of the Queensland Government's QTenders portal. At the top left is the Queensland Government logo and the text "Queensland Government". Below this is the "QTenders" logo. A navigation bar contains links for "HOME", "HELP", and "LOG IN", along with a search bar and links for "Advanced Search" and "How to Search".

The main content area is divided into a left sidebar and a main body. The sidebar lists various categories with expandable arrows:

- View Forward Procurement Schedules**
  - >> Forward Procurement Schedules
- View Tenders**
  - >> Current
  - >> Closed
  - >> Awarded
- View Awarded Contracts**
  - >> QTender Awarded Contracts
  - >> Recently Awarded QTender Contracts (last 30 days)
  - >> Search QTender Contracts
  - >> Other Awarded Contracts (Non QTender Awarded Contracts)
- Register**
  - >> Suppliers
- Log In**
  - >> Existing Users
- Policies & Info**
  - >> Related Links
  - >> Policy Documents
  - >> Privacy Statement
  - >> Terms and Conditions
  - >> Rules of Tendering
- Contact Us**
  - >> Feedback
  - >> System Enquiries
- Other**
  - >> FAQ
  - >> News

The main body features several sections:

- Welcome to QLD QTenders**
- Supplier Registration**: Registration is quick and easy - [Register Here](#) today!
- Tender Notifications via email**: You can receive emails about new tender opportunities, tailoring them to your industry and location. If you didn't do this when you first registered, you can easily do it now. Simply refer to the instructions in FAQ no. 5 on the [FAQs](#) page.
- Are you a small business?**: Online tendering resources are available on the business and industry portal to help you compete to supply government with goods and services. Materials include guides for developing competitive tenders and how to understand the process of supplying to government. Find out more by going to the Queensland Government's [Business & Industry portal](#).
- Awarded contracts**: The Queensland Government publishes details of awarded contracts over \$10,000 on the [Queensland Contracts Directory](#) (QCD) each month and on the Queensland Government's [Open Data website](#) each year.
- Frequently Asked Questions**: Check out the [FAQs](#) page for some handy hints on using QTenders.

On the right side, there are additional resources:

- QTenders System Support**: Phone 07 3215 3699, Email [BSU@hpw.qld.gov.au](mailto:BSU@hpw.qld.gov.au), Business Hours - 8am to 5pm Monday to Friday, excluding public holidays.
- Queensland Government Procurement Strategy 2017**: Our new approach to purchasing puts the creation of quality Queensland jobs as a first priority. For more information please click [here](#).
- QTenders mobile App**: QTenders on the go! The Queensland Government's QTenders mobile app allows you to access key information via your phone. Once downloaded, you can easily search for current tenders, closed tenders and forward procurement schedules.

At the bottom right, there are logos for Google Play and the App Store.



**Questions?**

# Industry briefings – Mackay

Mackay	Tuesday 14 August 2018
QTRIP overview	9:00 – 9:45 am
QTRIP regional industry briefings: <ul style="list-style-type: none"><li>• Central Queensland</li><li>• North Queensland</li></ul>	9:45 – 10:30 am
Networking / break	10:30 – 11:00 am
Indigenous and Small Business Engagement session	11:00 – 12:00 pm
Networking / break	12:00 – 12:30 pm
Heavy Vehicles session	12:30 – 1:10 pm
Networking / close.	1:10 – 2:00 pm



---

# Thank you and stay connected

---



**Twitter** @TMRQld



**Facebook** @TMRQld



**LinkedIn** Department of Transport and Main Roads



**Blog** [blog.tmr.qld.gov.au](http://blog.tmr.qld.gov.au)