



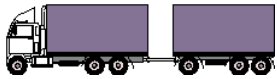






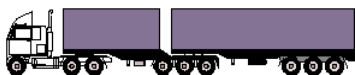


AXLE MASS LIMITS IN QUEENSLAND COMPARISON TABLE



Vehicle Type	MAXIMUM LENGTH (metres)	AXLE MASS	STEER* (tonnes)	SINGLE (tonnes)	TANDEM (tonnes)	TRIAXLE (tonnes)	ALLOWABLE GVM/GCM (tonnes)
2 Axle Rigid Truck 	12.5 m	Regulation	6	9	-	-	15
		NHVAS (CML)	6.25	9.5	-	-	15.75
		HML not permitted	-	-	-	-	-
3 Axle Rigid Truck 	12.5 m	Regulation	6	-	16.5	-	22.5
		NHVAS (CML)	6.25	-	17	-	23.25
		HML	6	-	17	-	23
4 Axle Twin Steer Rigid Truck 	12.5 m	Regulation					
		(non-load sharing)	10	-	16.5	-	26.5
		(load sharing)	11	-	16.5	-	27.5
		NHVAS (CML)					
		(non-load sharing)	10	-	17	-	27
		(load sharing)	12	-	17	-	28.5
		HML	-	-	-	-	-
(non-load sharing)	10	-	17	-	27		
(load sharing)	11	-	17	-	28		

Vehicle Type	MAXIMUM LENGTH (metres)	AXLE MASS	STEER* (tonnes)	SINGLE (tonnes)	TANDEM (tonnes)	TRIAxLE (tonnes)	ALLOWABLE GVM/GCM (tonnes)
2 Axle Rigid Truck & 2 Axle Dog Trailer  The mass of a dog trailer shall not exceed the mass of the motor truck towing it at any time.	19 m	Regulation	6	9	-	-	30
		NHVAS (CML)	6.25	9.5	-	-	31
		HML not permitted	-	-	-	-	-
3 Axle Rigid Truck & 3 Axle Dog Trailer  Combination may be eligible for increased mass under the National Class 3 Heavy Vehicle 19m Truck and Dog Trailer Combination Mass Exemption (Notice) 2014 (No.1)	19 m	Regulation	6	9	16.5	-	42.5
		NHVAS (CML)	6.25	9.5	17	-	43.5
		HML not permitted	-	-	-	-	-
4 Axle Rigid Truck & 4 axle Dog Trailer  Combination may be eligible for increased mass under the National Class 3 Heavy Vehicle 19m Truck and Dog Trailer Combination Mass Exemption (Notice) 2014 (No.1)	19m	Regulation	6	-	16.5	-	42.5
		NHVAS (CML)	6.25	-	17	-	43.5
		HML not permitted	-	-	-	-	-
Three Axle Semitrailer 	19 m	Regulation	6	9	-	-	24
		NHVAS (CML)	6.25	9.5	-	-	25
		HML not permitted	-	-	-	-	-
Five Axle Semitrailer 	19 m	Regulation	6	-	16.5	-	39
		NHVAS (CML)	6.25	-	17	-	40
		HML	6	-	17	-	40

Vehicle Type	MAXIMUM LENGTH (metres)	AXLE MASS	STEER* (tonnes)	SINGLE (tonnes)	TANDEM (tonnes)	TRIAxLE (tonnes)	ALLOWABLE GVM/GCM (tonnes)
Six Axle Semitrailer 	19 m	Regulation	6	-	16.5	20	42.5
		NHVAS (CML)	6.25	-	17	21	43.5
		HML	6	-	17	22.5	45.5
Seven Axle B-double 	19 m	Regulation	6	-	16.5	-	50.0 General Access
			6	-	16.5	-	55.5 B-double and road train routes
		NHVAS (CML) – B-double and road train routes only	6.25	-	17	-	57.25
		HML	6	-	17	-	57
Eight Axle B-double 	25 m For 26 m operation see National Class 2 Heavy Vehicle B-Double Authorisation (Notice) 2014 (No.2)	Regulation	6	-	16.5	20	59
		NHVAS (CML)	6.25	-	17	21	61
		HML	6	-	17	22.5	62.5
Nine Axle B-double 	25 m For 26 m operation see National Class 2 Heavy Vehicle B-Double Authorisation (Notice) 2014 (No.2)	Regulation	6	-	16.5	20	62.5
		NHVAS (CML)	6.25	-	17	21	64.5
		HML	6	-	17	22.5	68

Vehicle Type	MAXIMUM LENGTH (metres)	AXLE MASS	STEER* (tonnes)	SINGLE (tonnes)	TANDEM (tonnes)	TRIAxLE (tonnes)	ALLOWABLE GVM/GCM (tonnes)
B-triple 	36.5 m	Regulation	6	-	16.5	20	82.5
		NHVAS (CML)	6.25	-	17	21	84.5
		HML	6	-	17	22.5	90.5
Type 1 Road Train 	36.5 m	Regulation	6	-	16.5	20	79
		NHVAS (CML)	6.25	-	17	21	81
		HML	6	-	17	22.5	85
Type 2 Road Train 	53.5 m	Regulation	6	-	16.5	20	115.5
		NHVAS (CML)	6.25	-	17	21	118.5
		HML	6	-	17	22.5	124.5
BAB-Quad 	53.5 m	Regulation	6	-	16.5	20	119
		NHVAS (CML)	6.25	-	17	21	122
		HML	6	-	17	22.5	130
ABB-Quad 	53.5 m	Regulation	6	-	16.5	20	119
		NHVAS (CML)	6.25	-	17	21	122
		HML	6	-	17	22.5	130

Appendix

CML	–	Concessional Mass Limits
GVM/GCM	–	Gross Vehicle Mass/Gross Combination Mass
HML	–	Higher Mass Limits
NHVAS	–	National Heavy Vehicle Accreditation Scheme

- * **Additional front steer axle mass may be available for a complying steer axle vehicle under the Heavy Vehicle National Law, or under a specific Notice such as the National class 2 heavy vehicle road train authorisation (notice) 2015 (no. 1).**
- * **A detailed reference of various combinations and their axle masses are indicated in the National Heavy Vehicle Mass and Dimension Limits Fact Sheet available on the National Heavy Vehicle Regulator (NHVR) website.**
- * **For further information relating to the limits in these tables, contact the NHVR on 1300 696 487**