Queensland Government

Memorandum

Our ref 450/00439
Your ref
Date 1 August 2013

To Mr Denis Tennant, Mr Mark Longhurst

Copy to Mr Michael Hyslop, Mr Kevin Reason, Mr Peter Bell

Subject **Pumicestone Bridge (ID 817) Bribie Island: Underwater Inspection**

Underwater inspection of the piles of Pumicestone Bridge (ID 817), Bribie Island has recently been completed. The inspection procedure involved cleaning of underwater elements and inspection of individual piles. This work was conducted with the assistance of a level two accredited Roadtek inspector.

The Pumicestone Bridge was constructed in 1963 and comprises of 38 spans with five piles at each pier. Pier 15 has seven piles.

Previous assessment of the bridge estimated a 75 year design life. Assuming that planned and ongoing maintenance limits the rate of deterioration to an acceptable level, the remaining life of the bridge would be expected to be about 25 years before replacement is necessary.

Remedial works were carried out as a result of underwater inspection in 1994. This inspection identified cracking to some piles, potentially attributed to ASR (but unconfirmed). Subsequently, four piles were concrete encased to full depth (bed level) to protect from further deterioration.

The current overall condition rating of the bridge is three (fair), recorded in the most recent level two and three inspections. Deterioration/bulging of the bearings, deteriorating joints and some minor cracking to piles are the main defects that contribute to this condition rating.

The overall condition of the underwater components of the bridge was found to be good. Cracking, spalling and minor defects were noted at seven pile locations but the remainder of the piles were noted as in good condition.

Released under RTI DTMR

Department of Transport and Main Roads

Enquiries Ms Mardi Gurr
Telephone +61 7 5451 7055
Facsimile +61 7 5451 7098

A "swim by" inspection was initially conducted to determine any localised damage and the degree of biological growth/attack. After cleaning all piles, observations of the pile condition were recorded for evidence of defects such as impact damage, cracking, discolouration/staining, scaling, spalling and exposed reinforcement. Observed evidence of defects was limited to a small number of piles.

Defects observed are summarised in the following table:

Pier no	Pile no	Comment
9	3	Vertical crack 2 m from bed level (110 mm long, 12 mm wide, 4 mm deep), spalling, exposed reinforcement.
19	1	Concrete encased. Horizontal crack in casing 1.7m from top of casing U/S side (10-20 mm deep).
20	1	Concrete encased. Minor cracking on surface at top of casing. Void in casing 970 mm from the top (210 mm long, 50 mm wide, 30 mm deep), no steel exposed.
31	2	Minor spalling at 9 m depth
33	1	Horizontal crack U/S at 2.5 m depth (210 mm long, 10 mm wide and 20mm deep).
36	2	Flaking on faces 2 & 3 1m from bed level.
36	5	Flaking on faces 3 & 4 1m from bed level.

Soffit to bed measurements were recorded for each pier and reported. Comparison of this data with the bed levels as shown on the original drawings did not indicate any significant scour has occurred in the intervening time. The natural bed level appears to have remained largely stable and without significant variation.

The overall condition of the underwater elements as reported indicates that there are no pervasive issues regarding the condition of the piles and any defects identified are isolated to the individual pile. Cracking in two of the previously concrete encased piles may be indicative of a more serious underlying issue for these isolated piles that warrants further examination. The cause of the original cracking was not conclusively determined at the time of the remedial work.

Local repair/remediation of the piles is proposed as the most appropriate management strategy to ensure the continuing functionality of the elements, and the bridge in general.

In partnership with Bridge Branch, arrangements will be made for further investigations to determine the appropriate method of repair for the individual defective piles as outlined above. Expert advice has already been sought regarding an appropriate scope of structural investigations to inform the repair method. At this stage, it is proposed that concrete samples would be taken and tested for compressive strength, chloride contamination and alkali silica reactivity.

Released under RTI - DTMR

In addition to repair works to the piles, a program for replacement of the defective bearings and joints on the structure will be developed for implementation in the future.

NR

Mardi Gurr
Contractor – Senior Engineer

Released under RTI - DTMR

QUEENSLAND TRANSPORT

TRANSPORT TECHNOLOGY DIVISION

REPORT NO. 1 ON

BRIBIE ISLAND BRIDGE

OPENED FOR TRAFFIC IN 1963



by

Alan Carse

Principal Engineer (Concrete Technology)

October 1994

Released under RTI - DTMR

BRIBIE ISLAND BRIDGE

REPORT NO. 1

ITEM	DESCRIPTION	PAGE
1	INTRODUCTION	1
2	EXTENT OF INVESTIGATION	1
3	PHOTOGRAPHS OF BRIDGE STRUCTURE	1
4	UNDERWATER SURVEY OF PILES	2
5	EXTRACTION OF CORES	4
6	LABORATORY RESULTS	5
6.1	Prestressed Octagonal Piles	5
6.1.1	Petrographic Analysis	5
6.1.2	Chloride Ion Profiles	5
6.1.3	Compressive Strength	6
6.1.4	Permeability of Pile Cores	7
6.2	Pier Headstocks	8
6.2.1	Chloride Ion Profiles	8
6.2.2	Compressive Strength and Carbonation Results	8
6.3	Reinforced Concrete Decks	9
6.3.1	Chloride Ion Profiles	9
6.3.2	Compressive Strength and Carbonation Results	10
6.3.3	Permeability of Deck Cores	11
6.4	Summary of Laboratory Results	12
7	ASSET MANAGEMENT STRATEGY	13
8	CONCLUSIONS	14

APPENDIX A - PHOTOGRAPHS OF BRIDGE STRUCTURE

APPENDIX B - UNDERWATER SURVEY OF PILES

APPENDIX C - PHYSICAL DESCRIPTION AND PHOTOGRAPHS OF CORES

APPENDIX D - PETROGRAPHIC ANALYSIS OF PIER PILES

Released under RTI - DTMR

1. INTRODUCTION

This report was initiated by a direct request from your Manager (Transport Planning) Mr R.D. Timmins (see memo 22 June 1994, ref. 25/126/100 GSD:BM). The scope of this Project was identified as:

(i) Determine the present condition of this structure

(ii) Identify the causes of any observed deterioration.

(iii) Formulate an optimum asset management strategy.

The extent of work undertaken in this first report was constrained to a maximum cost of $58,000 (see memorandum of the 28 April 1994 from Manager (Bridge Services) to District Manager (North Coast-Burnett)).

This bridge consists of 38/21.995 m spans of reinforced concrete deck supported on octagonal prestressed concrete piles. It was opened for traffic on the 19 th October 1963 and hence is 31 years old at the time of this inspection. This bridge has a total length of 836 m and a width of 9.15 m consisting of two traffic lanes and a footpath. Based on a cost of $1,350/m^2, the current replacement cost of this structure is $10.5 million.

2. EXTENT OF INVESTIGATION

The following items are included in this investigation:

(i) Site Visits - Photographic Description of Bridge
(ii) Underwater Survey of Piles - 20% of piles inspected
(iii) Extraction of Cores
(iv) Laboratory Testing of Cores
(v) Reporting of Results and Conclusions
(vi) Formulation of an Asset Management Strategy.

3. PHOTOGRAPHS OF BRIDGE STRUCTURE
(See Appendix A)

Appendix A contains a set of photographs obtained from two site visits to this structure:

(a) 31 May 1994 - General Review of Bridge and Condition of the Reinforced Concrete Decks

(b) 9 June 1994 - Review of Prestressed Concrete Piles

Released under RTI - DTMR

The following information was obtained from the above site visits:

(i) Reinforced Concrete Decks

Significant plastic shrinkage cracking was observed in Spans 1 and 2 (see Fig. 2). Virtually all decks contained some transverse cracking and excessive air voids in the top surface of the deck (see Fig. 3).
Fig. 4 details a longitudinal crack and Fig. 5 shows evidence of surface abrasion of the deck in Span 24.

(ii) Reinforced Concrete Headstocks

Figs. 7 and 8 show evidence of a cold joint in the headstock at Pier 4. Evidence of previous repairs to the headstocks were recorded in Fig. 11.

(iii) Prestressed Octagonal Piles

Figs. 12, 13 and 14 show evidence of surface cracking in the octagonal prestressed concrete piles of this structure.

4. UNDERWATER SURVEY OF PILES (See Appendix B)

Appendix B contains a stand alone report on the present condition of the Bribie Island Bridge Piles compiled by the Marine Operations Base in conjunction with the Marine Business Centre.

The Bribie Island Bridge consists of 185 pier piles and 18 abutment piles. Due to budget constraints 35 piles were inspected in this first report as detailed in Annexure A of Appendix B. Since only the pier piles are accessible approximately 20% of these piles have been inspected at this stage.

Two different pile sizes and types have been used on this Project. Table 1 summarises the piles used at each location.

Table 1 Summary of Pile Types used at each Location

Pile Location	Pile Type
Abutment A to Pier 6	450 mm solid octagonal piles
Pier 7 to Pier 34	550 mm hollow octagonal piles
Pier 35 to Abutment B	450 mm solid octagonal piles

The piles examined underwater were at piers 11, 13, 17, 18, 19, 20, 21 and hence were all of the 550 mm hollow octagonal type. The criteria used for selecting the piles for examination were:

Released under RTI - DTMR

(i) Examination of the navigation spans and adjacent spans as the greatest risk of impact damage would occur at these locations (Piers 17 to 21).

(ii) Piers 11 and 13 were chosen due to evidence of surface cracking in the piles above the low water mark.

Table 2 summarises the results of the underwater inspection for piles containing defects. Of the 35 piles examined 7 piles were identified for closer inspection with only one pile containing a severe defect (pile 19/1). The severe damage in this pile requires a structural assessment of pier 19 and the formulation of a repair strategy for pile 19/1. The large crack (30 mm wide) in this pile starts 5.0 m below low tide level indicating it most likely occurred at the time of manufacture/installation and subsequently widened in service.

Table 2 Summary of Identified Underwater Pile Defects

Pile No.	Distance from LAT* (m)	Description	Classification of Distress
13/5	+2.5	Surface cracking	minor
17/2	+1.2	Surface gouge	minor
19/1	-5 to -9.9	Longitudinal crack 30 mm wide through pile	severe
19/4	-3.7	Formwork joint	-
	-4.6 to -7.7	Sling damage	minor
19/5	-6.4	Formwork joint	-
20/1	-4.8	Transverse cracking	moderate
	-5.5	Formwork joint	-
	-7.1 to -7.4	Transverse cracking	moderate
	-7.9	Transverse cracking	moderate

* Lowest Astronomical Tide Datum

Released under RTI - DTMR

5. EXTRACTION OF CORES
(See Appendix C)

Appendix C contains a physical description, location and set of photographs of the 28/75 mm dia. cores extracted from the concrete elements of this structure. These cores were required for use in defining the present condition of this structure and predicting its future performance. Table 3 provides a summary of the core locations.

Table 3 Summary of Core Locations

Core No.	Structural Element	Description
1 to 6	Piles	Pile Offcuts near Abutment A
7	Deck	Span 1
8	Deck	Span 2
9	Deck	Span 2
10	Deck	Span 3
11	Deck	Span 4
12	Deck	Span 5
13	Deck	Span 6
14	Deck	Span 6
15	Deck	Span 7
16	Deck	Span 7
17	Deck	Span 8
18	Deck	Span 11
19	Pile	Pier 11, No. 5
20	Pile	Pier 13, No. 1
21	Pile	Pier 18, No. 5
22	Pile	Pier 21, No. 5
23	Headstock	Pier 4
24	Headstock	Pier 4
25	Headstock	Pier 7
26	Headstock	Pier 7
27	Headstock	Pier 1
28	Headstock	Pier 1

Released under RTI - DTMR

The cores were generally located in areas of interest e.g.,

(i) Piles - located over surface cracks
(ii) Decks - located over plastic shrinkage cracks etc.
(iii) Headstocks - located over horizontal crack in Pier 4 headstock.

Section 6 describes the tests performed on these cores and the laboratory results obtained.

6. LABORATORY RESULTS

A range of laboratory tests were conducted on the extracted cores and are presented in this section under each structural element type.

6.1 Prestressed Octagonal Piles

6.1.1 Petrographic Analysis

The four cores Nos. 19 to 22 obtained from the in service piles were submitted for a petrographic analysis. The petrographic report is contained in Appendix D. Photographs of the cores showing surface cracking and interior splitting due to coring can be seen in Appendix C.

This analysis concluded:

(i) All cores contained concrete made using a river gravel for the coarse aggregate and the sand was probably derived from the same source.

(ii) The gravel and sand carry many potentially alkali reactive fragments but no deleterious alkali-silica reaction (ASR) has occurred after 31 years in service.

(iii) The visible cracking on the exterior of the piles appears to be cracking in the paint or fine surface cracking in the piles and does not penetrate into the piles any significant depth (see photographs 19-22 Appendix C).

(iv) The pile concrete appears sound after 31 years of service in the bridge structure.

6.1.2 Chloride Ion Profiles

The four pile cores Nos. 19 to 22 and the pile offcut core No. 4 were sliced at 30 mm depths and each slice was analysed for total acid soluble chloride ion content. Table 4 contains a summary of the results.

Released under RTI - DTMR

Table 4 Chloride Ion Content (kg/m³)

Core No.	Depth Below Exterior Surface (mm)				
	15	45	75	105	135
4	11.5	1.2	1.1	1.0	1.2
19	1.9	0.9	1.2	-	-
20	2.9	1.7	1.1	-	-
21	1.4	0.7	0.7	-	-
22	1.7	0.7	0.9	-	-

Assuming a concrete density of 2400 kg/m³ and a threshold level of chloride ions for corrosion initiation of 0.4% by mass of cement then a maximum acceptable chloride ion content by mass of concrete can be deduced at 2.0 kg/m³.

The nominal clear cover to the spiral reinforcement is 52 mm and 58 mm to the prestressing tendons. The data in Table 5 gives an average result of 1.0 kg/m³ of chloride ions at a depth of 45 mm into the pile concrete. This represents a very good result for piles in a marine environment at an age of 31 years.

Core No. 4 was taken from a pile offcut in the tidal zone and hence yielded a very high surface chloride ion content of 11.5 kg/m³. However, at a depth of 45 mm this had reduced to an acceptable level of 1.2 kg/m³.

Cores 19 to 22 were taken approximately 2.0 m above the high tide level and represent the section of the piles in the splash zone rather than the tidal zone (Core No. 4). Analysis of the chloride ion profile for Core No. 4 yielded a diffusion constant Dc = 1.7 x 10^{-13} m²/sec. This value represents a very low result commensurate with a high quality concrete. The estimated time to corrosion initiation of the spiral reinforcement based on the calculated diffusion constant is approximately 100 years.

6.1.3 Compressive Strength

No suitable core samples were obtained from the piles for compressive strength testing. The cores either contained reinforcement or were too short for testing due to the presence of the hollow internal pile section.

Released under RTI - DTMR

However, previous testing of the pile offcuts in 1989 at an age of 26 years gave an average pile compressive strength of 90 MPa and a maximum strength of 105 MPa. It is reasonable to assume in 1994 that the average compressive strength of the pile concrete in the tidal zone is 90 MPa.

6.1.4 Permeability of Pile Cores

The permeability of the pile concrete was measured using the AASHTO-T277 standard method for the rapid determination of the chloride permeability of concrete. Table 5 summarises the results obtained.

Table 5 Rapid Chloride Permeability Results

Core No.	Location	Rapid Chloride Result (Coulombs)
3	Pile Offcut	120
6	Pile Offcut	150

The criteria for assessing the results in Table 5 is listed in Table 6.

Table 6 Rapid Chloride Assessment Criteria

Rapid Chloride Result (Coulombs)	Chloride Permeability
> 4000	High
2000 to 4000	Moderate
1000 to 2000	Low
100 to 1000	Very Low
< 100	Negligible

After comparison of the results in Table 5 with the criteria in Table 6 it can be concluded that the pile concrete in the tidal zone has a very low permeability to the intrusion of chloride ions.

Released under RTI - DTMR

6.2 PIER HEADSTOCKS

6.2.1 Chloride Ion Profiles

Chloride ion profiles were determined on three cores extracted from the pier headstocks and the results are listed in Table 7.

Table 7 Pier Headstocks Chloride Ion Profiles (kg/m³)

Core No.	Location	Depth Beneath Exterior Surface (mm)				
		15	45	75	105	135
27	Pier 1	1.2	0.9	0.8	0.8	-
24	Pier 4	1.9	1.2	1.1	1.1	1.1
25	Pier 7	2.1	1.4	1.1	1.1	1.2

The minimum clear cover in the headstocks is 75 mm. Hence, the level of chloride ions at the headstock reinforcement is approximately 1.0 kg/m^3. Assuming a cement content of 300 kg/m^3 in the pier headstock concrete the level of chloride ions for corrosion initiation is 1.2 kg/m^3.

Hence, it can be concluded that the reinforcement in the pier headstocks is close to the time of corrosion initiation but should now be in a generally sound condition.

6.2.2 Compressive Strength and Carbonation Results

Density and compressive strength results are listed in Table 8.

Released under RTI - DTMR

Table 8 Density and Compressive Strength Results of Pier Headstock Cores

Core No.	Location	Density (kg/m^3)	Compressive Strength (MPa)
27	Pier 1	2460	49.0
28	Pier 1	2460	49.5
23	Pier 4	2380	62.0
24	Pier 4	2400	73.0
25	Pier 7	2420	54.0
26	Pier 7	2360	34.5

The results in Table 8 indicate a significant variation in the current compressive strengths of the pier headstocks from 34.5 MPa to 73.0 MPa. The lowest compressive strength occurred at the lowest measured density of 2360 kg/m^3.

Reference to the core photographs in Appendix C shows an apparent cold joint in Core No. 23. Carbonation testing of this core yielded a carbonated depth of 90 mm. This test measures the permeability of the concrete to carbon dioxide gas and the result is determined by a pH indicator. A clear zone indicates a carbonated section while a pink colour indicates an uncarbonated section of concrete.

Reference to Photograph No. 23 indicates that significant carbonation has occurred along the cold joint, however, the compressive strength of this headstock is satisfactory.

6.3 REINFORCED CONCRETE DECKS

6.3.1 Chloride Ion Profiles

Chloride ion profiles were determined on five deck cores and the results obtained are listed in Table 9.

Released under RTI - DTMR

Table 9 Chloride Ion Content (kg/m³)

Core No.	Deck Span	Depth from Roadway Surface (mm)				
		15	45	75	105	135
7	1	1.5	1.4	1.2	1.3	-
8	2	1.1	0.8	0.8	1.1	1.1
9	2	1.2	1.0	1.1	0.9	-
12	5	1.5	1.3	1.2	1.0	-
17	8	1.8	1.5	1.6	1.2	-

The minimum cover to the deck reinforcement is 44 mm on the top surface and 29 mm on the soffit. Assuming a cement content of 320 kg/m³ the level of chloride ions required for corrosion initiation is 1.3 kg/m³. The deck thickness is 177 mm. The cores were drilled from the top roadway surface of the bridge deck and stopped at the lower layer of deck reinforcement to allow ease of repair of the core holes.

From the data in Table 9 it is concluded that the average chloride ion concentration at the level of the top deck reinforcement is 1.2 kg/m³. It appears that the influence of the paint system has kept the lower layer reinforcement at a similar chloride ion concentration.

Hence, the present condition of the deck reinforcement is predicted to be satisfactory with the surrounding concrete environment just below the threshold chloride ion concentration for corrosion initiation.

6.3.2 Compressive Strength and Carbonation Results

Density and compressive strength results are listed in Table 10. Only two cores were suitable for compressive strength testing and both of these cores gave similar results.

Table 10 Density and Compressive Strength Results of Deck Cores

Core No.	Deck Span	Density (kg/m³)	Compressive Strength (MPa)
8	2	2380	49.0
10	3	2360	50.0

Released under RTI - DTMR

From the photographs of the deck cores in Appendix C the following conclusions can be made:

(i) The random plastic shrinkage cracks affect the top 30-40 mm of the deck concrete (see Core No. 8).

(ii) The regularly spaced transverse cracks continue through the full thickness of the deck and are typical of plastic settlement cracks (see Core No. 11 and Core No. 12). Evidence of poor compaction was noted in Core No. 12.

Table 11 lists the measured carbonation depths on a selection of deck areas.

Table 11 Carbonation Depths in Deck Cores

Core No.	Deck Span	Carbonation Depth (mm)
7	1	30
8	2	35
9	2	2
10	3	50
13	6	5
14	6	5
15	7	12
17	8	23

The large carbonation depths listed in Table 11 all occur at defect locations in the decks i.e. at cracks. The typical carbonation depth away from defects is low and in the range of 2 to 12 mm which is significantly less than the design cover of 44 mm.

6.3.3 Permeability of Deck Cores

The permeability of two deck cores was measured using the same procedure as detailed for the Pile Cores (see Section 6.1.4) and the results are listed in Table 12.

Released under RTI - DTMR

Table 12 Rapid Chloride Permeability Results

Core No.	Deck Span	Rapid Chloride Result (Coulombs)
16	7	1620
18	11	1680

The section of deck core examined represents the top 50 mm of the cores i.e., the cover concrete. Using the criteria listed in Table 6 it is concluded that the top of deck cover concrete has a low permeability away from any crack defects.

6.4 SUMMARY OF LABORATORY RESULTS

Table 13 contains details of the original design information for this Bridge Project and Table 14 the range of measured results obtained in 1994 after 31 years of service performance.

Table 13 Design Requirements at the Time of Construction in 1963

Element	Clear Cover (mm)	28d Characteristic Compression Strength (MPa)
Precast Piles	52	40
Pier Headstocks	75	21
Decks	44 (top) 29 (bot)	25

Released under RTI - DTMR

Table 14 Summary of Laboratory Results of Cores at an Age of 31 Years

Element	Average Density (kg/m^3)	Average Compressive Strength (MPa)	Average Permeability (Coulombs)
Precast Piles	2443	90	135
Pier Headstocks	2413	54	-
Decks	2370	50	1650

Comparing the data in Table 14 with Table 13 it can be seen that all the structural elements measured have approximately doubled their compressive strength since the time of manufacture in 1963. As a consequence the measured permeability of these elements in 1994 is extremely low for the piles and low for the cast in place concrete.

It is anticipated that the present condition of this structure will change slowly with time due to the original high quality of concrete used in its manufacture.

The existing level of chloride ions is at an acceptable level in all elements, however, the present level is more critical in the headstocks and decks. The change in chloride ion level in these elements should be monitored at 5 yearly intervals by the examination of suitable core samples.

7. ASSET MANAGEMENT STRATEGY

As a result of the information collected in this condition assessment project the following asset management strategy is proposed for this structure:

7.1 Immediate Action

The only urgent action required on this structure is the repair of Pier 19, Pile No. 1. This pile has a major longitudinal crack of width 30 mm which starts approximately 5.0 m below low water level and continues to bed level and probably below.

A structural analysis of Pier 19 should be undertaken looking at the sensitivity of the pier to various reductions in capacity of this pile, i.e. from full capacity to zero capacity.

It is anticipated that as a result of this analysis repair by encasement of this pile will be required. It may also be desirable to encase Pier 20, Pile No. 1 at the same time due to the level of transverse cracking detected in this pile.

Released under RTI - DTMR

The main cost of this work is the provision of access for men and materials to complete the repair work. An estimate of the cost of this work can be completed after the design of the repair system.

7.2 Short Term Action

This analysis has shown the need to extend the underwater inspection of the piles to include all the accessible piles. While this action is not urgent it should be completed over the next 2 to 3 years. The cost of examining the remaining 150 piles is estimated at $120,000 which converts to a cash flow of $40,000/year over the next 3 years. The significant cost of the underwater inspection is contributed to by the large barnacle growth on each pile and the need to remove this prior to inspection.

Previous underwater inspections completed by Army divers in 1979 and 1990 at a lower cost failed to detect the crack in Pier 19, Pile No. 1 due to lack of removal of the barnacle growth.

7.3 LONG TERM ACTION

Monitoring of the change in chloride ion levels in the headstocks and decks will provide useful information regarding the future condition of this structure. It is recommended that an additional set of cores are extracted in five years time i.e., 1999 and the chloride ion results compared with those in the current report (1994).

This data will help define the rate of change in condition of the structure which is currently predicted to be slow due to the measured low concrete permeabilities.

8. CONCLUSIONS

This analysis has revealed important information concerning the present condition of the Bribie Island Bridge in 1994. An asset management strategy has been proposed identifying immediate, short and long term actions for the efficient management of this structure to meet its expected design life of 75 years.

The replacement cost of this structure is $10,500,000. The cost of this investigation represents an investment of 0.5% of its replacement cost. The proposed asset management strategy will require an approximate cash flow as listed in Table 15.

Released under RTI - DTMR

Table 15 Predicted Cash Flow Requirements

Financial Year	$	Description
1994/95	55,000 100,000	Condition Analysis Repair of Piles (estimated cost)
1995/96	40,000	Underwater Inspection of Piles
1996/97	40,000	Underwater Inspection of Piles
1997/98	40,000	Underwater Inspection of Piles
1998/99	-	-
1999/2000	25,000	Extraction of Cores and Analysis

The total financial requirement of $300,000 represents 2.7% of the replacement cost of this structure and will provide necessary and valuable information for the future management of this structure.

I await your further advice concerning the next stage of this project concerning the repair of the identified piles.

NR

(A Carse)
PRINCIPAL ENGINEER (CONCRETE TECHNOLOGY)

Released under RTI - DTMR

APPENDIX A

PHOTOGRAPHS OF BRIDGE STRUCTURE

MAY/JUNE 1994

Released under RTI - DTMR



Fig.1 General View of Bridge Towards Bribie Island



Fig. 2 Severe Plastic Shrinkage Cracking in Span 2 Deck

Released under RTI - DTMR



Fig. 3 View of Typical Transverse Crack in Decks and Large Surface Voids



Fig. 4 View of Longitudinal Crack in Deck Surface

Released under RTI - DTMR



Fig. 5 Deck Surface Abrasion Span 24



Fig. 6 View of Longitudinal Rubber Thrust Pads

Released under RTI - DTMR



Fig. 7 Headstock No. 4 showing Longitudinal Crack



Fig. 8 Closer View of Cracking in Headstock No. 4

Released under RTI - DTMR



Fig. 9 View of Concrete Railing and Supporting Posts



Fig. 10 View of Pile/Headstock Connection showing the eccentricity of the Piles.

Released under RTI - DTMR



Fig. 11 Previous Repairs to Headstock Soffit



Fig. 12 Surface Cracking in Pier 11 Pile 5

Released under RTI - DTMR



Fig. 13 Typical View of Pile Surface



Fig. 14 Same Pile as Fig. 13

Released under RTI - DTMR

APPENDIX B

UNDERWATER SURVEY OF PILES

Released under RTI - DTMR

INSPECTION AND REPORT

ON BRIBIE ISLAND BRIDGE PILES

CONTENTS

1.0 Purpose of Report

2.0 Description of the Works

3.0 Inspection

Annexure A
Annexure B

Released under RTI - DTMR

1.0 PURPOSE OF REPORT

The purpose of this report is to provide information so as an assessment on the condition of piles on the Bribie Island bridge can be made . It also provides information to enable planning for future maintenance programs.

2.0 DESCRIPTION OF WORKS

The Bribie Island bridge consists of 37 Pier sets, each pier consisting of 5 piles. (see Annexure A) The agenda was to inspected as many piles as practicable within the given time frame starting with the centre navigation piers.

The inspection was carried out during the period 14-6-94 to 24-6-94 inclusive by the Marine Operations Base Pinkenba dive team in co-ordination with the Marine Business Centre.

The works consisted of cleaning down 35 piles in total and this process involved;

(1) The use of the hydraulic lift aboard the Queensland Transport vessel 'Trojan' to pull up a ring clamp which produced a rough clean of the piles. This method was developed by the dive team after initial cleaning of piles was done by hand scrapping.

(2) Hand scrapping of the piles by the divers after the rough clean was required to provide clear visibility of piles for inspection.

The following piles were fully cleaned;

- All piles on Pier bent no. 18, 19 & 20
- Piles from which core samples were taken ;- Pier bent no. 11 pile 5
  Pier bent no. 13 pile 1
  Pier bent no. 21 pile 5

The following piles were ringbarked (1m bandwidth approx.)

-	All piles of Pier bent no. 17	3 levels at	-10.7 m LAT Approx - 4.5 m LAT Approx + 1.0 m LAT Approx
-	Piles no.1,2,3,4 of Pier bent no. 21	3 levels at	- 8.0 m LAT Approx - 3.5 m LAT Approx + 1.0 m LAT Approx

Released under RTI - DTMR

-	Piles no. 2,3,4,5 of Pier bent no. 13	2 levels at	- 4.3 m LAT Approx + 1.0 m LAT Approx
-	Piles no. 1,2,3,4, of Pier bent no. 11	2 levels at	- 5.1 m LAT Approx + 1.0 m LAT Approx

3.0 INSPECTION

The cleaned piles were inspected along it's full length with major emphasis being placed on the area below the waterline. The inspection of the cleaned piles below the waterline was only able to be done at either low or high tide due to the current run. The inspection was carried out by two divers at a time and this process involved a verbal and video link between the divers and the supervisor aboard the vessel 'Trojan'. This enabled the divers to be directed to view the areas considered to be of significance.

All piles inspected are shown in annexure A and photographs of areas of damage are shown in annexure B.

Piles with any visible damage are tabulated on the following table:-

Released under RTI DTMR

Pier	Pile No.	Location	Comments	Photo No.
20	1	sth face -7.9 m	transverse cracking and spalling across two faces	7
		-7.4 m	transverse cracking across two faces	6
		-7.1 m	transverse cracking and spalling across face	5
		-5.5 m	gouges in concrete pile and transverse cracking across corner	4
		-4.8 m	gouges in sw face and transverse cracking on two faces	3
20	4	n/e face -4.4 m	gouge mark on face of pile	8
19	1	n/w face -5.1 to -9.6 m	vertical crack (approx. 4.5m long) crack size ranging from 1-30mm	15
		sth face -5.0 to -9.9 m	vertical crack (approx. 4.9 m long) crack size ranging from 1 -30mm	16
19	4	n/e to nth face -3.7 m	transverse cracking across 3 faces of the pile	9&10
		n/e face -4.6 m to -7.7 m	vertical spalling at corner of pile	11&12
19	5	sth face -6.4 m	transverse crack at formwork joint	13&14
17	2	n/e face +1.2 m	vertical crack in tidal zone	17
13	5	sth face +2.5m	cracks in centre of face	18

Released under RTI - DTMR

Annexure A

Released under RTI - DTMR

RTI-817 - Bribie Island Bridge Test Report 1994 - release.pdf - Page Number: 32 of 130

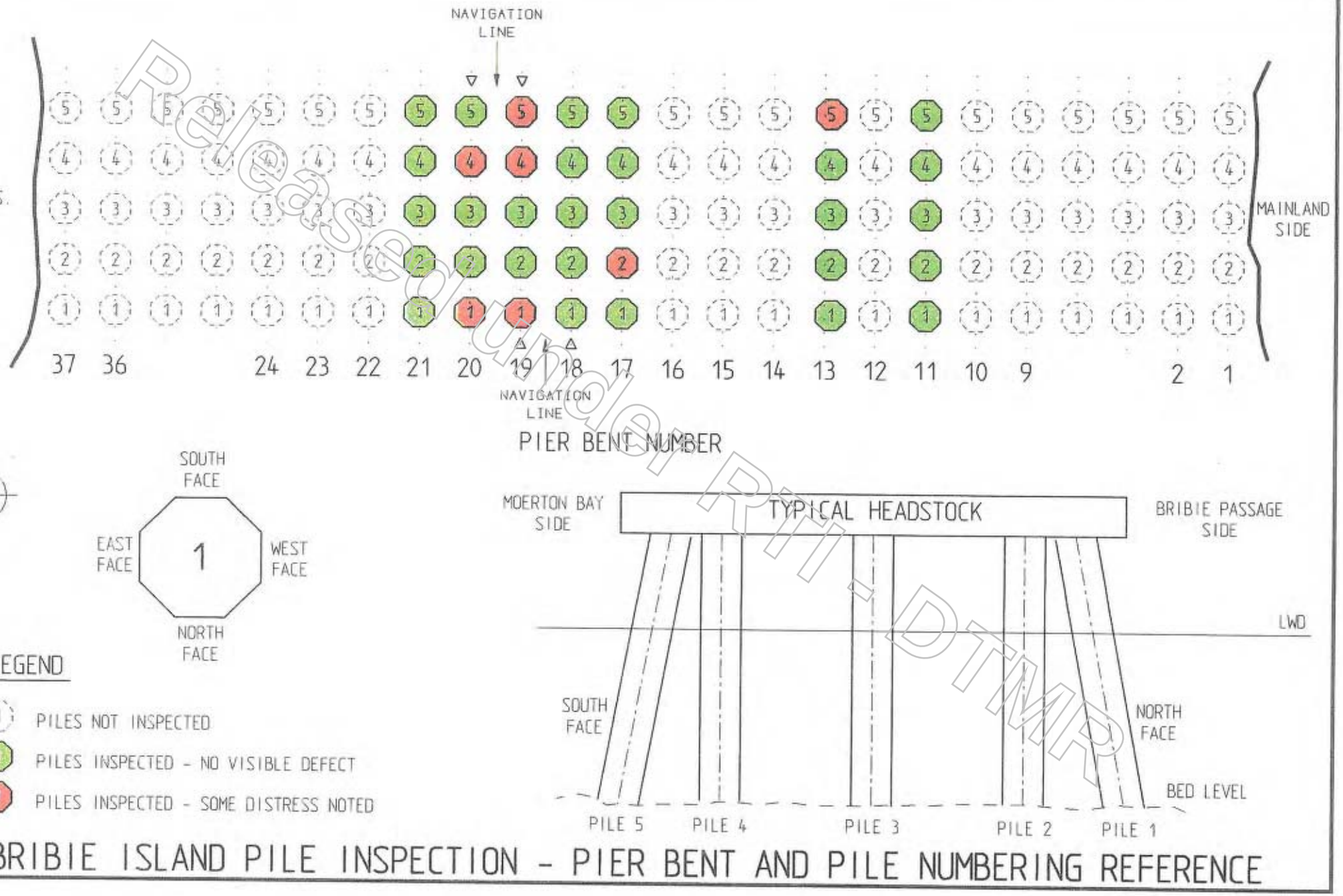

Released under RTI - DTMR

Annexure B

Released under RTI - DTMR



Photograph 1
Divers down at bed level setting up 'ring clamp'



Photograph 2
'Ring clamp' being pulled up the pile by the hydraulic lift on board the 'Trojan'

Released under RTI-DTMR

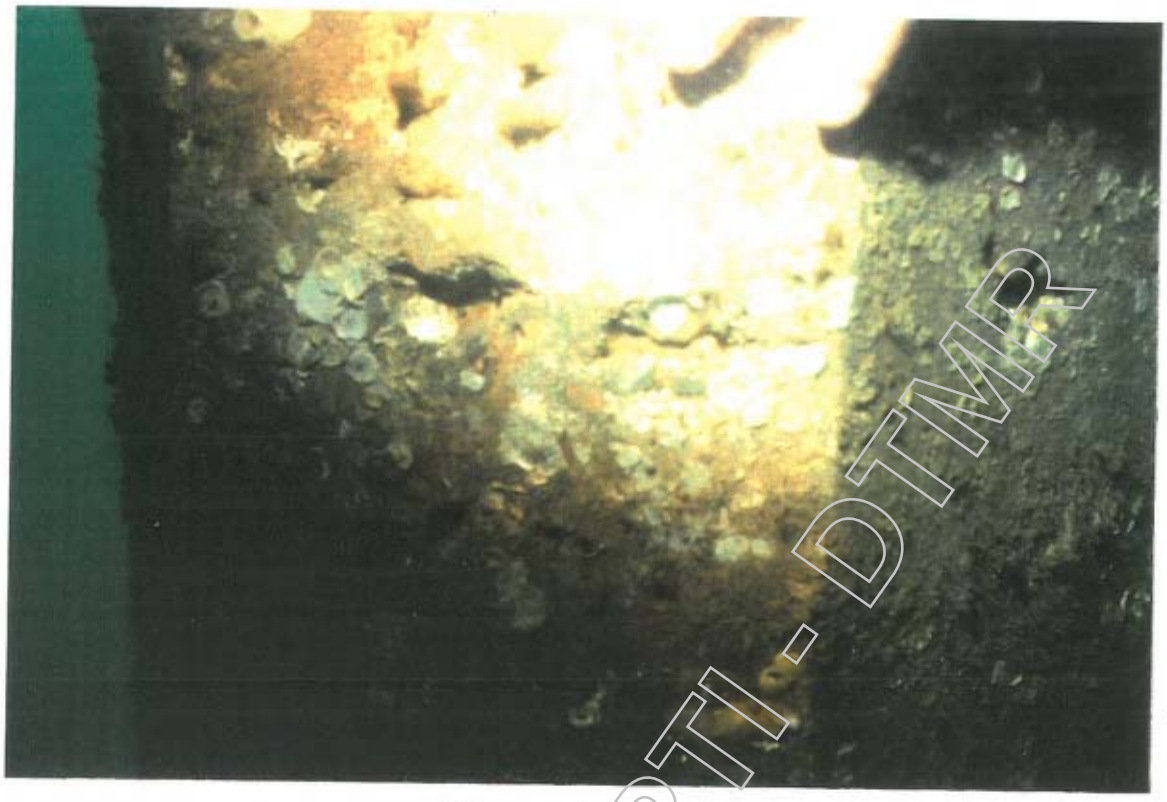

Photograph 3
Pier 20 Pile 1 Level -4.8m LAT Approx.
Gouges in pile and transverse cracking on two faces.



Photograph 4
Pier 20 Pile 1 Level -5.5m LAT Approx.
Gouges in pile and transverse cracking across corner.

Released under RTI - DTMR



Photograph 5
Pier 20 Pile 1 Level -7.1m LAT Approx.
Transverse cracking and spalling across face.



Photograph 6
Pier 20 Pile 1 Level -7.4m LAT Approx.
Transverse cracking across two faces.

Released under RTI - DTMR



Photograph 7
Pier 20 Pile 1 Level -7.9m LAT Approx.
Transverse cracking and spalling across two faces.



Photograph 8
Pier 20 Pile 4 Level -4.4m LAT Approx.
Gouge mark on face of pile.

Released under RTI - DTMR

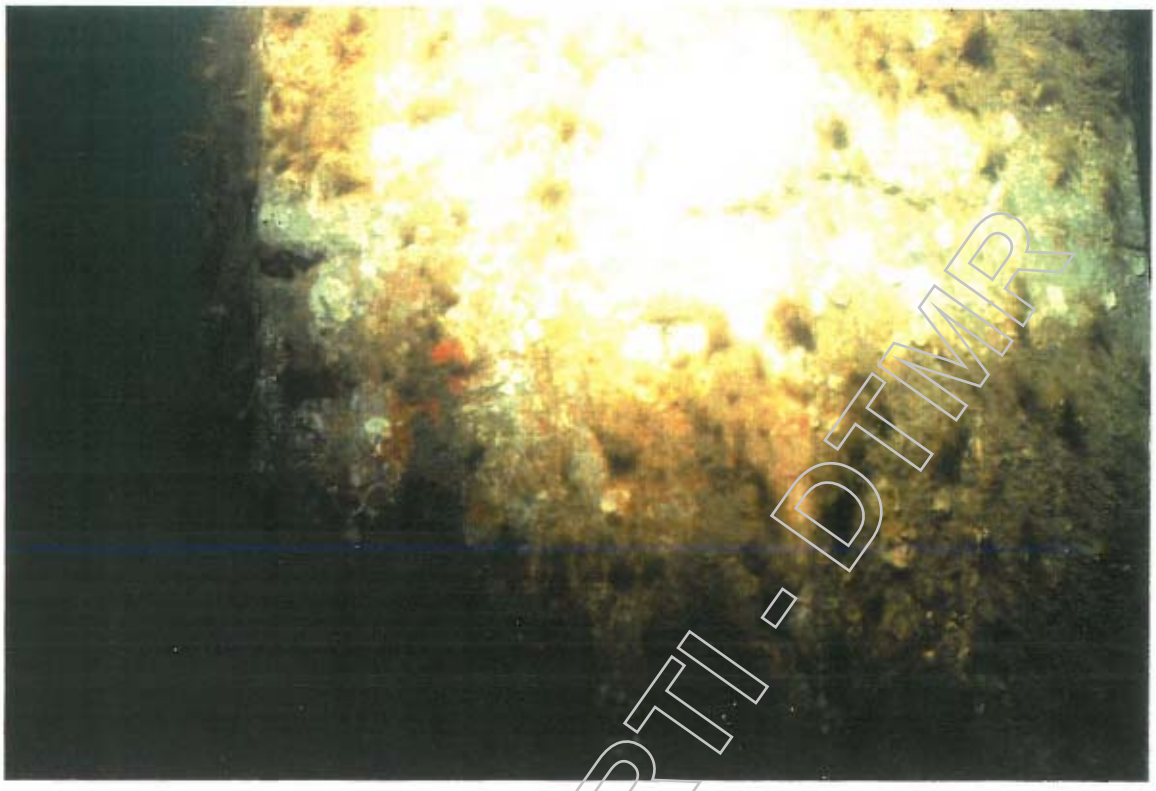



Photograph 9 & 10
Pier 19 Pile 4 Level -3.7m LAT Approx.
Transverse cracking across three faces of the pile.

Released under RTI - DTMR





Photograph 11 & 12
Pier 19 Pile 4 Level -4.6m to - 7.7m LAT Approx.
Vertical spalling at corner of the pile.

Released under RTI - DTMR





Photograph 13 & 14
Pier 19 Pile 5 Level -6.4m LAT Approx.
Transverse crack at formwork joint.

Released under RTI - DTMR



Photograph 15
Pier 19 Pile 1 Level -5.1m to -9.6m LAT Approx.
Vertical cracking along pile on north face. (Approx. 4.5m long)

Released under RTI - DTMR



Photograph 15 continued
Pier 19 Pile 1 Level -5.1m to -9.6m LAT Approx.
Vertical cracking along pile on north face. (Approx. 4.5m long)

Released under RTI - DTMR



Photograph 15 continued
Pier 19 Pile 1 Level -5.1m to -9.6m LAT Approx.
Vertical cracking along pile on north face. (Approx. 4.5m long)

Released under RTI - DTMR



Photograph 15 continued
Pier 19 Pile 1 Level -5.1m to -9.6m LAT Approx.
Vertical cracking along pile on north face. (Approx. 4.5m long)

Released under RTI - DTMR



Photograph 16
Pier 19 Pile 1 Level -5.0m to -9.9m LAT Approx.
Vertical cracking along pile on south face. (Approx. 4.9m long)

Released under RTI - DTMR

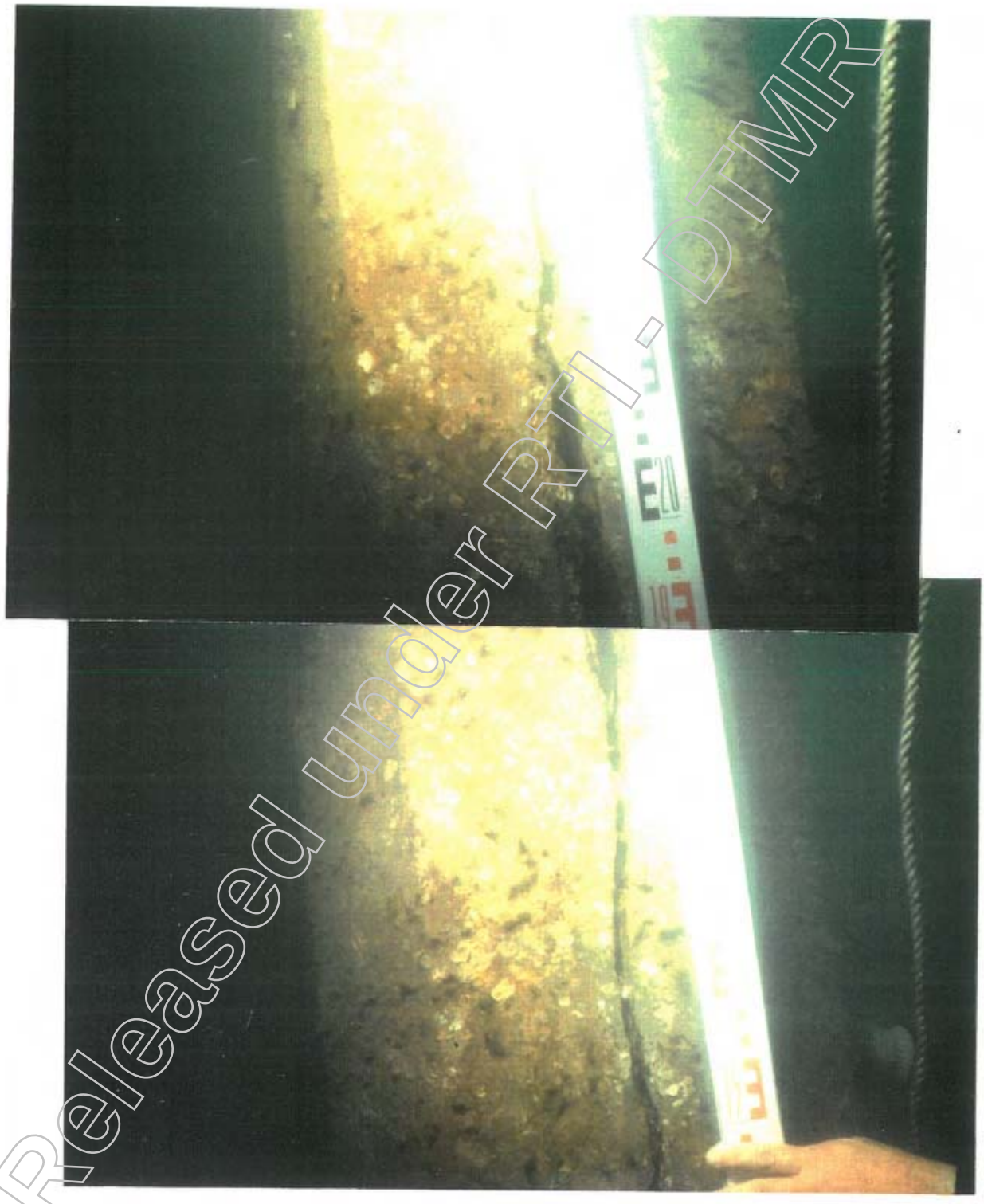

Photograph 16 continued
Pier 19 Pile 1 Level -5.0m to -9.9m LAT Approx.
Vertical cracking along pile on south face. (Approx. 4.9m long)

Released under RTI - DTMR



Photograph 16 continued
Pier 19 Pile 1 Level -5.0m to -9.9m LAT Approx.
Vertical cracking along pile on south face. (Approx. 4.9m long)

Released under RTI - DTMR



Photograph 16 continued
Pier 19 Pile 1 Level -5.0m to -9.9m LAT Approx.
Vertical cracking along pile on south face. (Approx. 4.9m long)

Released under RTI - DTMR



Photograph 17
Pier 17 Pile 2
Level +1.2 LAT Approx.
Vertical crack in tidal zone.



Photograph 18
Pier 13 Pile 5
Level+2.5mLAT Approx.
Cracks in centre of face.

Released under RTI - DTMR

APPENDIX C

PHYSICAL DESCRIPTION

AND

PHOTOGRAPHS OF CORES

Released under RTI - DTMR

Bribie Island Bridge

Photograph no	Sample no	Core no	Part of Structure
1	S94/396	1	Pile Offcut
2	S94/397	2	Pile Offcut
3	S94/398	3	Pile Offcut
4	S94/399	4	Pile Offcut
5	S94/400	5	Pile Offcut
6	S94/401	6	Pile Offcut
7	S94/402	7	Deck Span 1
8	S94/403	8	Deck Span 2
9	S94/404	9	Deck Span 2
10	S94/405	10	Deck Span 3
11	S94/406	11	Deck Span 4
12	S94/407	12	Deck Span 5
13	S94/408	13	Deck Span 6
14	S94/409	14	Deck Span 6
15	S94/410	15	Deck Span 7
16	S94/411	16	Deck Span 7
17	S94/412	17	Deck Span 8
18	S94/413	18	Deck Span 11
19	S94/414	19	Pier 11, Pile 5
20	S94/415	20	Pier 13, Pile 1
21	S94/416	21	Pier 18, Pile 5
22	S94/417	22	Pier 21, Pile 5
23	S94/418	23	Pier 4, Headstock
24	S94/419	24	Pier 4, Headstock
25	S94/420	25	Pier 7, Headstock
26	S94/421	26	Pier 7, Headstock
27	S94/422	27	Pier 1, Headstock
28	S94/423	28	Pier 1, Headstock

Released under RTI - DTMR



Released under RTI - DTMR

QUEENSLAND TRANSPORT



Released under RTI - DTMR







Released under RTI - DTMR



Released under RTI - DTMR

Core No. 4 Pile Offcut



Released Under RTI - DTMR

QUEENSLAND TRANSPORT









Released under RTI - DTMR









Core No. 7 - Deck Span 1

Released under RTI - DTMR



Released under RTI - DTMR







Released under RTI - DTMR

RTI-817 - Bribie Island Bridge Test Report 1994 - release.pdf - Page Number: 60 of 130



Released under RTI - DTMR









Released under RTI - DTMR



Released under RTI - DTMR







Released under RTI - DTMR









Released Under RTI - DTMR

QUEENSLAND TRANSPORT









Released under RTI - DTMR







Released under RTI - DTMR

Core No. 13 - Deck Span 6



Released under RTI - DTMR



Released under RTI - DTMR







Released under RTI - DTMR

RTI-817 - Bribie Island Bridge Test Report 1994 - release.pdf - Page Number: 70 of 130



Released under RTI - DTMR







Released under RTI - DTMR







Released under RTI - DTMR







Released under RTI - DTMR



Released under RTI - DTMR







Released under RTI - DTMR

RTI-817 - Bribie Island Bridge Test Report 1994 - release.pdf - Page Number: 76 of 130









Released under RTI - DTMR









Released under RTI - DTMR









Released under RTI - DTMR









Released under RTI - DTMR









Released under RTI - DTMR

Core No. 25 - Pier 4, headstock



Released under RTI - DTMR



Released under RTI - DTMR



Released under RTI-DTMR

Core No. 25 - Pier 7, Headstock



Core No. 25 - Pier 7, headstock

Released under RTI - DTMR

QUEENSLAND TRANSPORT









Released under RTI - DTMR



Core No. 26 Pier 7, headstock

Released under RTI - DTMR







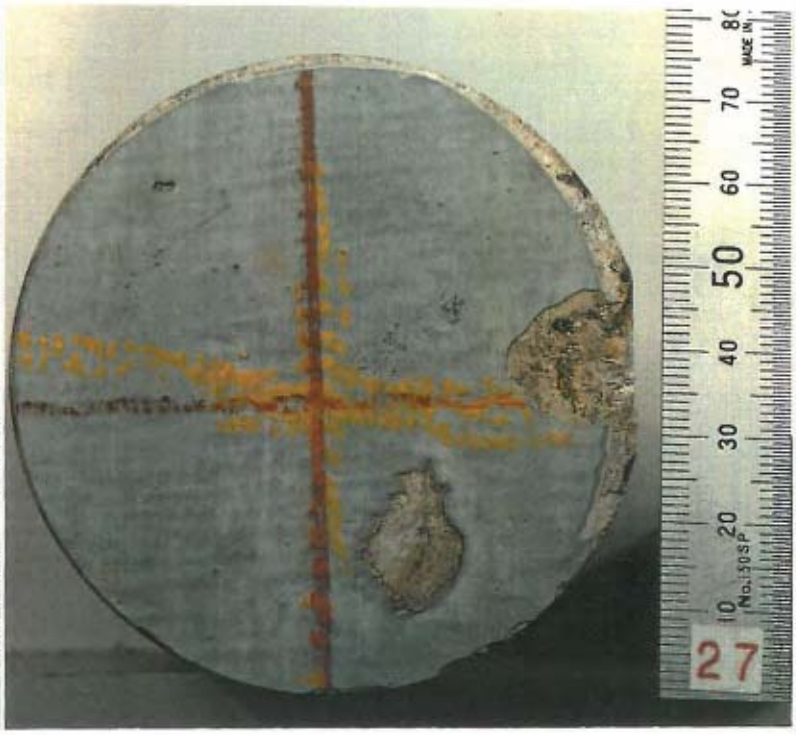

Released under RTI - DTMR

Core No. 27 - Pier 1, Headstock



Released under RTI - DTMR

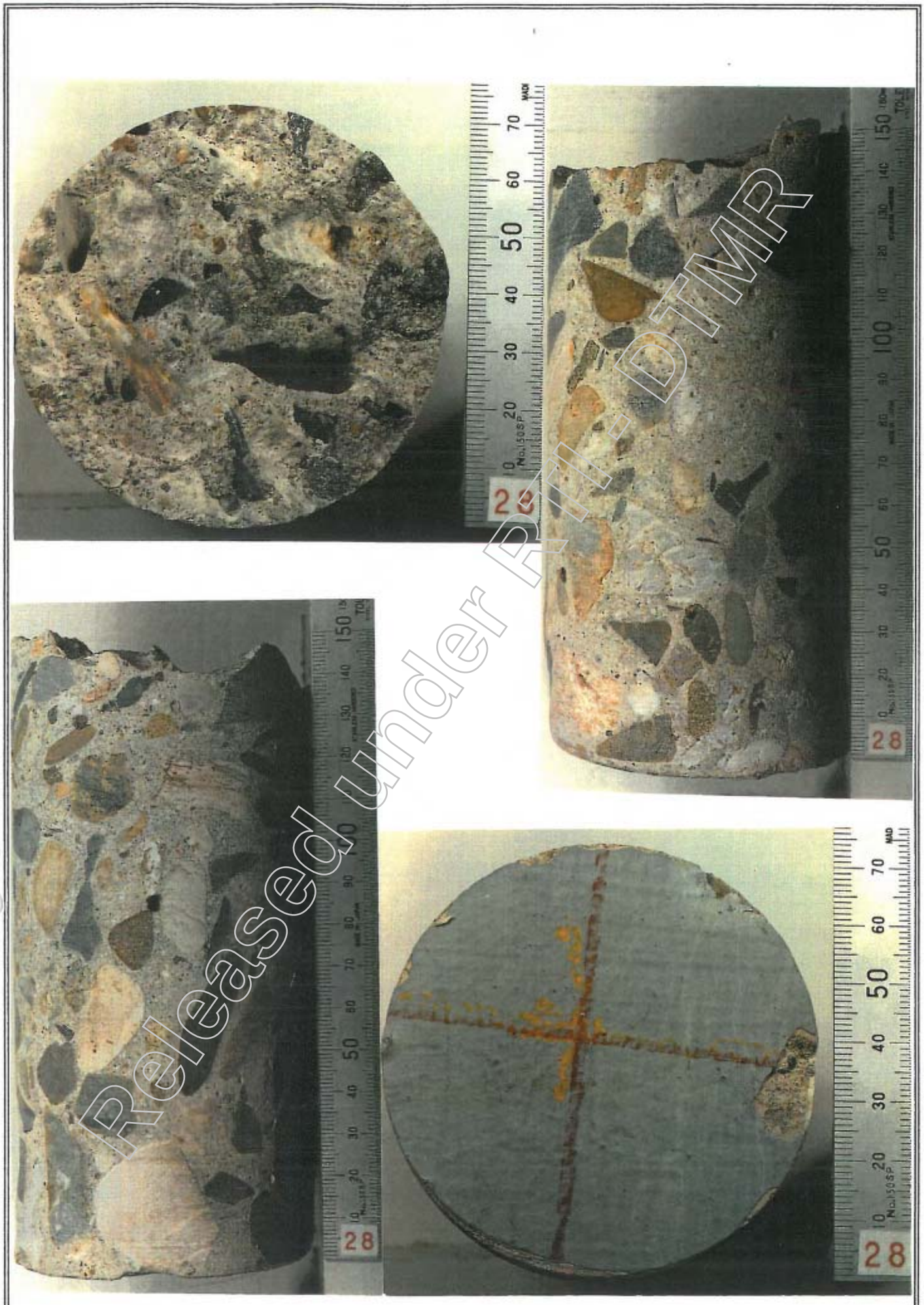

Released under RTI - DTMR

Core No. 28 - Pier 1, headstock



Released under RTI - DTMR

REPORT on

CONCRETE CORE

QUEENSLAND TRANSPORT
Transport Technology Division
Materials and Geotechnical
Services Branch,
35 Butterfield Street
Herston.

Client	*Structures and Quality Branch*
Charge number	*570982256 BR 0902/5601*
Sampling method	-
Date cast	-
Date sampled	-
Sampled by	-
Structure	*Bribie Island Bridge*
Sample location	*Pile offcut*
Core number	*1*
Mix number	-
Sample number	*S94/396*
Date tested	*30/06/94*

TEST RESULTS

Length of core (mm)	*135*
Average diameter (mm)	*74*

▨ Carbonation affected area

Location in structure

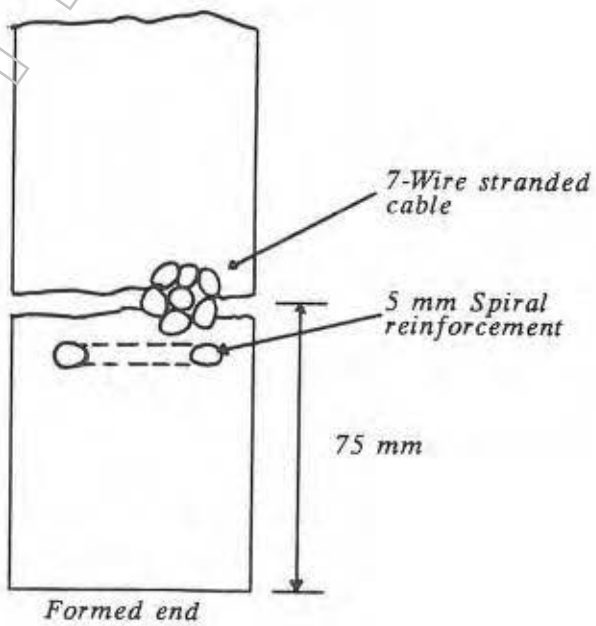

Variation(s) to Test Method -

Remark(s) *Refer to photograph no 1 for location of voids.*

Checked by NR

A. Davidson

Report no **3675**

Date **19/07/94**

Signatory NR

M.W. Owttrim

Released under RTI - DTMR

REPORT on

CONCRETE CORE

QUEENSLAND TRANSPORT
Transport Technology Division
Materials and Geotechnical
Services Branch,
35 Butterfield Street
Herston.

Client	*Structures and Quality Branch*
Charge number	*570982256 BR 0902 / 5601*
Sampling method	-
Date cast	-
Date sampled	-
Sampled by	-
Structure	*Bribie Island Bridge*
Sample location	*Pile offcut*
Core number	*2*
Mix number	-
Sample number	*S94 / 397*
Date tested	*30 / 06 / 94*

TEST RESULTS

Length of core (mm)	*130*
Average diameter (mm)	*74*

▨ Carbonation affected area

Location in structure

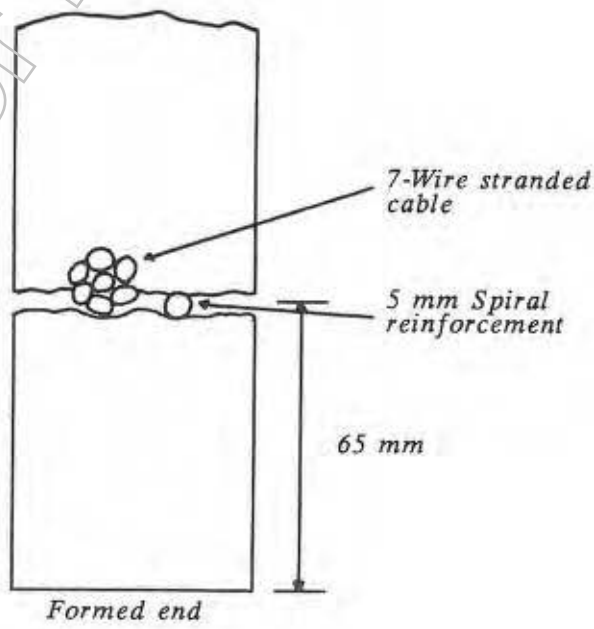

Variation(s) to Test Method -

Remark(s) *Refer to photograph no 2 for location of voids.*

Checked by NR

A. Davidson

Report no **3676**

Date **05/08/94**

Signatory NR

M.W. Owttrim

Released under RTI - DTMR

REPORT on

CONCRETE CORE

QUEENSLAND TRANSPORT
Transport Technology Division
Materials and Geotechnical
Services Branch,
35 Butterfield Street
Herston.

Client	*Structures and Quality Branch*
Charge number	*570982256 BR 0902/5601*
Sampling method	-
Date cast	-
Date sampled	-
Sampled by	-
Structure	*Bribie Island Bridge*
Sample location	*Pile offcut*
Core number	*3*
Mix number	-
Sample number	*S94/398*
Date tested	*30/06/94*

TEST RESULTS

Length of core (mm)	*130*
Average diameter (mm)	*74*

▨ Carbonation affected area

Location in structure

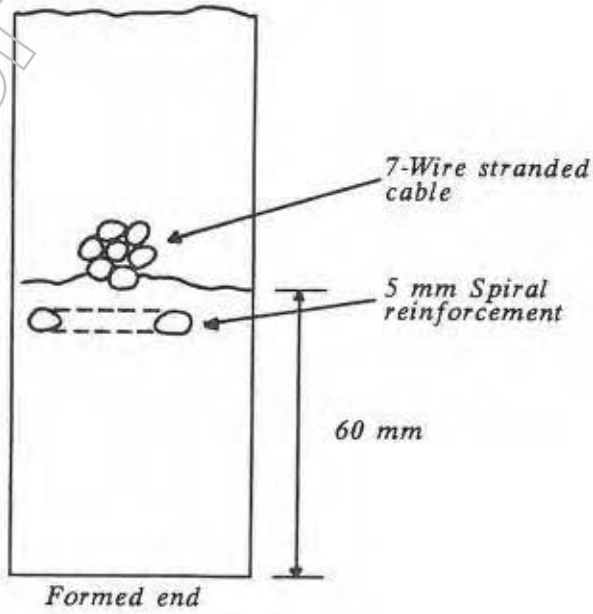

Variation(s) to Test Method -

Remark(s) *Refer to photograph no 3 for location of voids.*

Checked by NR
A. Davidson

Report no **3677**

Date **05/08/94**

Signatory NR
M.W. Owttrim

Released under RTI - DTMR

REPORT on

CONCRETE CORE

QUEENSLAND TRANSPORT
Transport Technology Division
Materials and Geotechnical
Services Branch,
35 Butterfield Street
Herston.

Client	*Structures and Quality Branch*
Charge number	*570982256 BR 0902 / 5601*
Sampling method	-
Date cast	-
Date sampled	-
Sampled by	-
Structure	*Bribie Island Bridge*
Sample location	*Pile offcut*
Core number	*4*
Mix number	-
Sample number	*S94 / 399*
Date tested	*30 / 06 / 94*

TEST RESULTS

Length of core	(mm)	*180*
Average diameter	(mm)	*74*

▨ Carbonation affected area

Location in structure

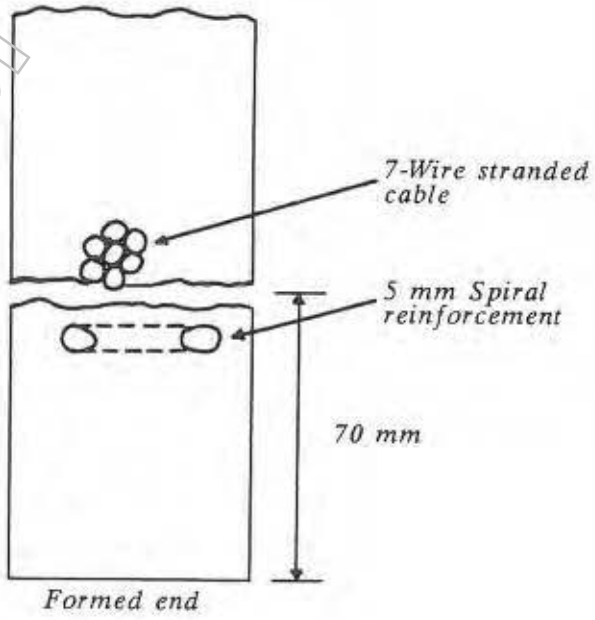

Variation(s) to Test Method -

Remark(s) *Refer to photograph no 4 for location of voids.*

Checked by NR
A. Davidson

Report no **3678**

Date **05/08/94**

Signatory NR
M.W. Owttrim

Released under RTI - DTMR

REPORT on

CONCRETE CORE

QUEENSLAND TRANSPORT

Transport Technology Division
Materials and Geotechnical
Services Branch,
35 Butterfield Street
Herston.

Client	*Structures and Quality Branch*
Charge number	*570982256 BR 0902/5601*
Sampling method	-
Date cast	-
Date sampled	-
Sampled by	-
Structure	*Bribie Island Bridge*
Sample location	*Pile offcut*
Core number	*5*
Mix number	-
Sample number	*S94/400*
Date tested	*30/06/94*

TEST RESULTS

Length of core	(mm)	*118*
Average diameter	(mm)	*74*

▨ Carbonation affected area

Location in structure

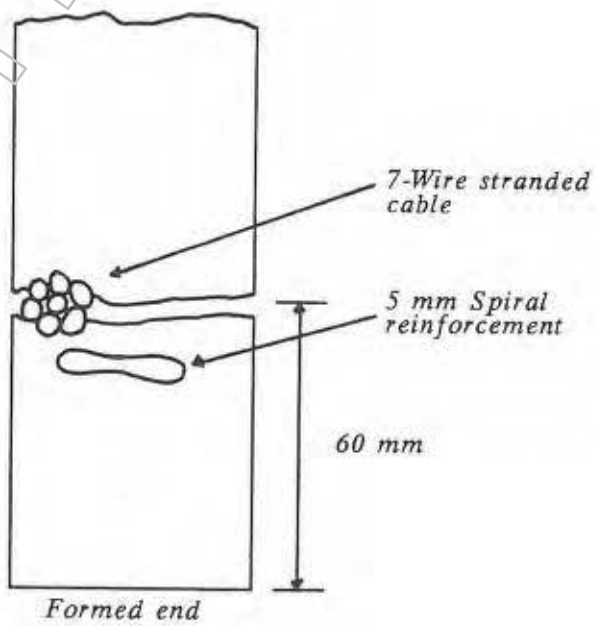

Variation(s) to Test Method -

Remark(s) *Refer to photograph no 5 for location of voids.*

Checked by NR
A. Davidson

Report no **3679**

Date **05/08/94**

Signatory NR
M.W. Owttrim

Released under RTI - DTMR

REPORT on

CONCRETE CORE

QUEENSLAND TRANSPORT
Transport Technology Division
Materials and Geotechnical
Services Branch,
35 Butterfield Street
Herston.

Client	*Structures and Quality Branch*
Charge number	*570982256 BR 0902/5601*
Sampling method	-
Date cast	
Date sampled	
Sampled by	-
Structure	*Bribie Island Bridge*
Sample location	*Pile offcut*
Core number	*6*
Mix number	-
Sample number	*S94/401*
Date tested	*30/06/94*

TEST RESULTS

Length of core (mm)	*121*
Average diameter (mm)	*74*

▨ Carbonation affected area

Location in structure

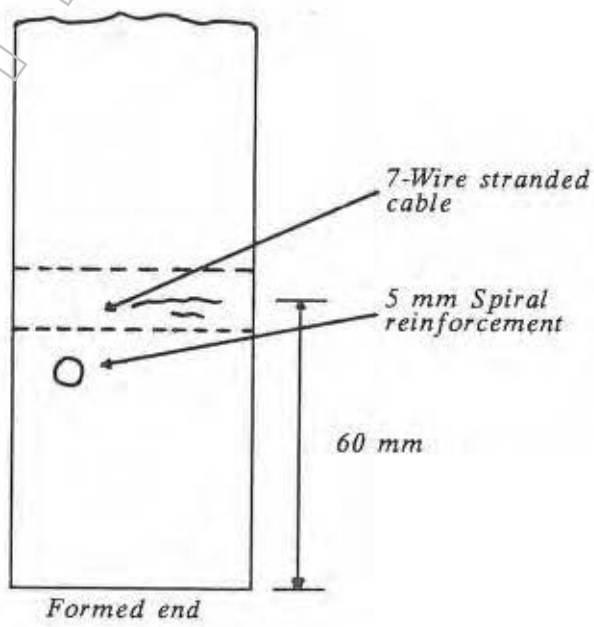

Variation(s) to Test Method -

Remark(s) *Refer to photograph no 6 for location of voids.*

Checked by NR
A. Davidson

Report no **3680**

Date **05/08/94**

Signatory NR
M.W. Owttrim

Released under RTI - DTMR

REPORT on

CONCRETE CORE

QUEENSLAND TRANSPORT

Transport Technology Division
Materials and Geotechnical
Services Branch,
35 Butterfield Street
Herston.

Client	*Structures and Quality Branch*
Charge number	*570982256 BR 0902/5601*
Sampling method	-
Date cast	-
Date sampled	-
Sampled by	-
Structure	*Bribie Island Bridge*
Sample location	*Deck Span 1*
Core number	*7*
Mix number	-
Sample number	*S94/402*
Date tested	*30/06/94*

TEST RESULTS

Length of core (mm)	*134*
Average diameter (mm)	*74*

☐ Carbonation affected area

Location in structure

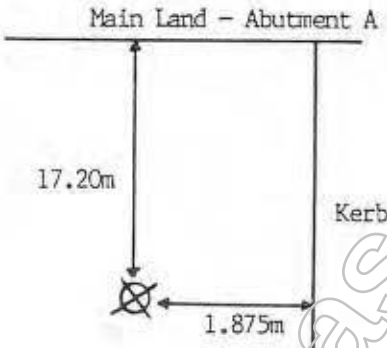

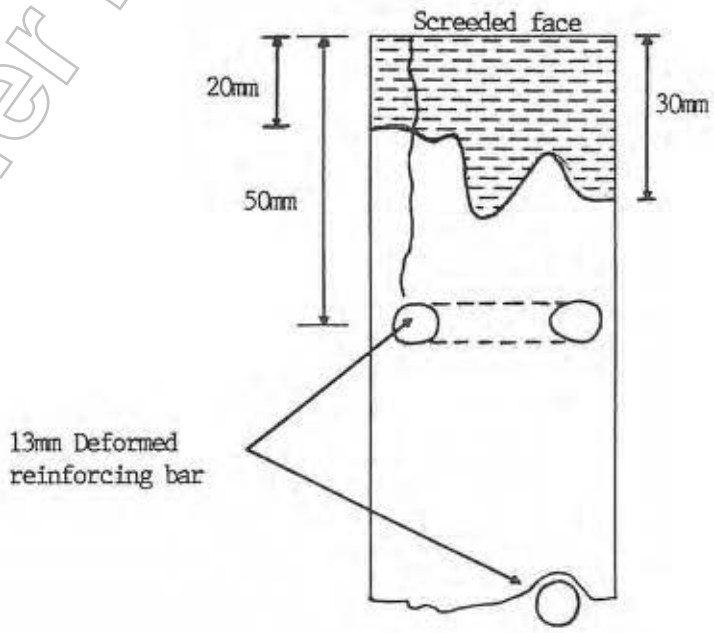

Variation(s) to Test Method -

Remark(s) *Refer to photograph no 7 for location of voids.*

Checked by NR

A. Davidson

Signatory NR

M.W. Owttrim

Report no 3681

Date 05/08/94

Released under RTI - DTMR

REPORT on

CONCRETE CORE

QUEENSLAND TRANSPORT
Transport Technology Division
Materials and Geotechnical
Services Branch,
35 Butterfield Street
Herston.

Client	*Structures and Quality Branch*
Charge number	*570982256 BR 0902/5601*
Sampling method	-
Date cast	-
Date sampled	-
Sampled by	-
Structure	*Bribie Island Bridge*
Sample location	*Deck Span 2*
Core number	*8*
Mix number	-
Sample number	*S94/403*
Date tested	*30/06/94*

TEST RESULTS

Length of core (mm)	*152*
Average diameter (mm)	*74*

☒ Carbonation affected area

Location in structure

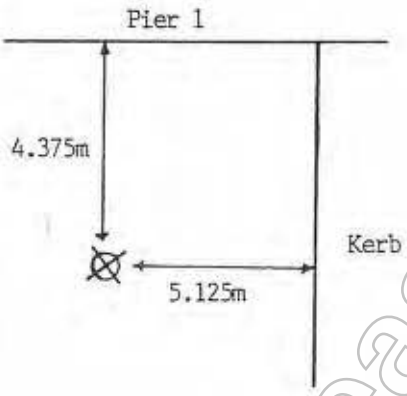

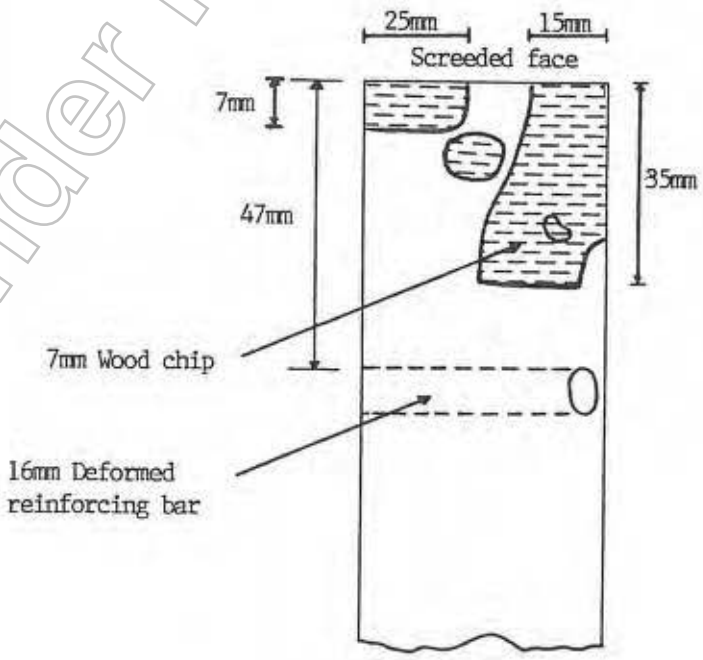

Variation(s) to Test Method -

Remark(s) *Refer to photograph no 8 for location of voids.*

Checked by NR
A. Davidson

Report no 3682

Date 05/08/94

Signatory NR
M.W. Owttrim

Released under RTI - DTMR

REPORT on

CONCRETE CORE

QUEENSLAND TRANSPORT
Transport Technology Division
Materials and Geotechnical
Services Branch,
35 Butterfield Street
Herston.

Client	*Structures and Quality Branch*
Charge number	*570982256 BR 0902/5601*
Sampling method	-
Date cast	-
Date sampled	-
Sampled by	-
Structure	*Bribie Island Bridge*
Sample location	*Deck Span 2*
Core number	*9*
Mix number	-
Sample number	*S94/404*
Date tested	*30/06/94*

TEST RESULTS

Length of core (mm)	*142*
Average diameter (mm)	*74*

☒ Carbonation affected area –

Location in structure

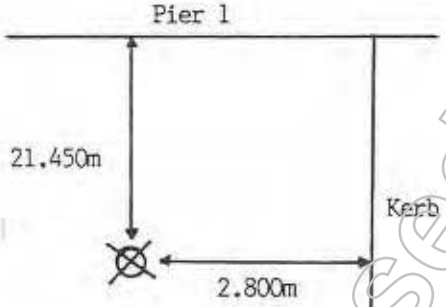

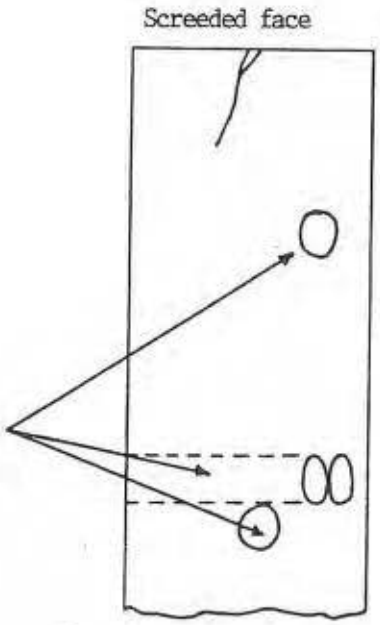

Variation(s) to Test Method -

Remark(s) *Refer to photograph no 9 for location of voids.*

Checked by NR
A. Davidson

Report no 3683

Date 05/08/94

Signatory NR
M.W. Owttrim

Released under RTI - DTMR

REPORT on

CONCRETE CORE

QUEENSLAND TRANSPORT
Transport Technology Division
Materials and Geotechnical
Services Branch,
35 Butterfield Street
Herston.

Client	*Structures and Quality Branch*
Charge number	*570982256 BR 0902/5601*
Sampling method	-
Date cast	-
Date sampled	-
Sampled by	-
Structure	*Bribie Island Bridge*
Sample location	*Deck Span 3*
Core number	*10*
Mix number	-
Sample number	*S94/405*
Date tested	*30/06/94*

TEST RESULTS

Length of core (mm)	*152*
Average diameter (mm)	*74*

☒ Carbonation affected area

Location in structure

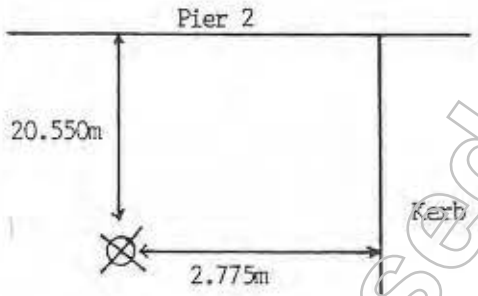

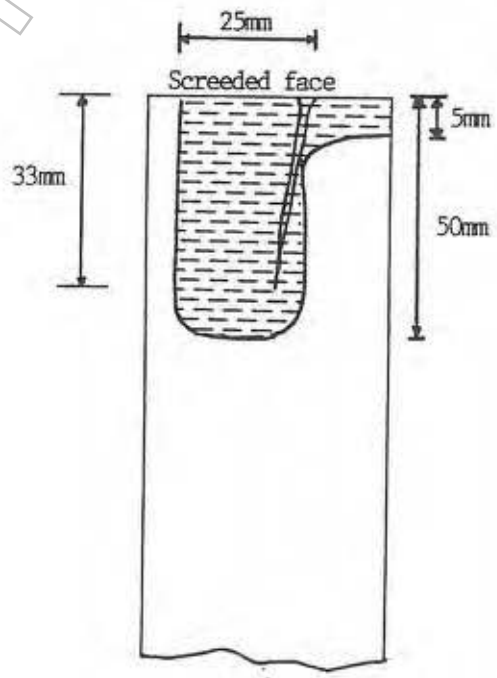

Variation(s) to Test Method -

Remark(s) *Refer to photograph no 10 for location of voids.*

Checked by NR

A. Davidson

Report no **3684**

Date **05/08/94**

Signatory NR

M.W. Owttrim

Released under RTI - DTMR

REPORT on

CONCRETE CORE

QUEENSLAND TRANSPORT

Transport Technology Division
Materials and Geotechnical
Services Branch,
35 Butterfield Street
Herston.

Client	*Structures and Quality Branch*
Charge number	*570982256 BR 0902/5601*
Sampling method	-
Date cast	-
Date sampled	-
Sampled by	-
Structure	*Bribie Island Bridge*
Sample location	*Deck Span 4*
Core number	*11*
Mix number	-
Sample number	*S94/406*
Date tested	*30/06/94*

TEST RESULTS

Length of core (mm)	*135*
Average diameter (mm)	*74*

▨ Carbonation affected area

Location in structure

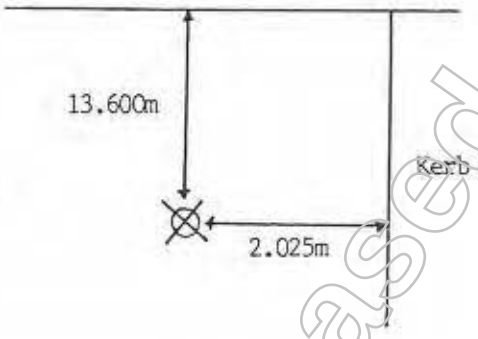

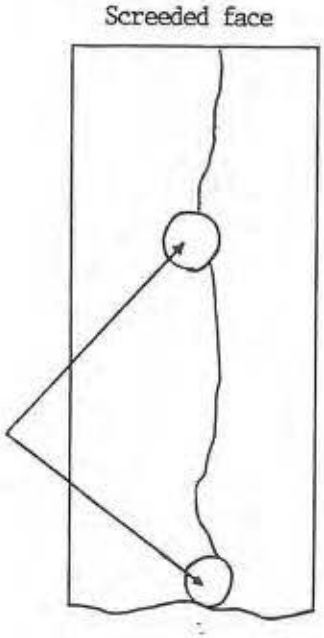

Variation(s) to Test Method -

Remark(s) *Refer to photograph no 11 for location of voids.*

Checked by NR

A. Davidson

Signatory NR

M.W. Owttrim

Report no 3685

Date 05/08/94

Released under RTI - DTMR

REPORT on

CONCRETE CORE

QUEENSLAND TRANSPORT

Transport Technology Division
Materials and Geotechnical
Services Branch,
35 Butterfield Street
Herston.

Client	*Structures and Quality Branch*
Charge number	*570982256 BR 0902/5601*
Sampling method	-
Date cast	-
Date sampled	-
Sampled by	-
Structure	*Bribie Island Bridge*
Sample location	*Deck Span 5*
Core number	*12*
Mix number	-
ample number	*S94/407*
Date tested	*30/06/94*

TEST RESULTS

Length of core (mm)	*142*
Average diameter (mm)	*74*

▨ Carbonation affected area

Location in structure

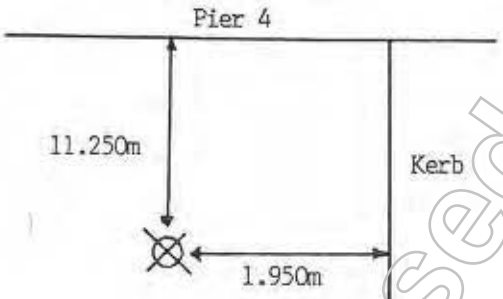

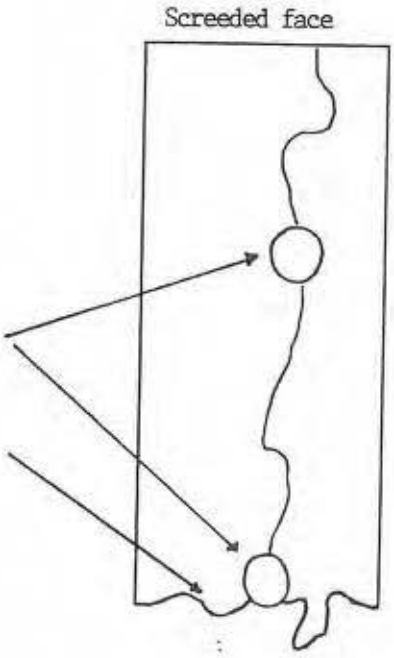

Variation(s) to Test Method -

Remark(s) *Refer to photograph no 12 for location of voids.*

Checked by NR

A. Davidson

Report no **3686**

Date **05/08/94**

Signatory NR

M.W. Owttrim

Released under RTI - DTMR

REPORT on

CONCRETE CORE

QUEENSLAND TRANSPORT
Transport Technology Division
Materials and Geotechnical
Services Branch,
35 Butterfield Street
Herston.

Client	*Structures and Quality Branch*
Charge number	*570982256 BR 0902/5601*
Sampling method	-
Date cast	-
Date sampled	-
Sampled by	-
Structure	*Bribie Island Bridge*
Sample location	*Deck Span 6*
Core number	*13*
Mix number	-
ample number	*S94/408*
Date tested	*30/06/94*

TEST RESULTS

Length of core (mm)	*144*
Average diameter (mm)	*74*

☒ Carbonation affected area –

Location in structure

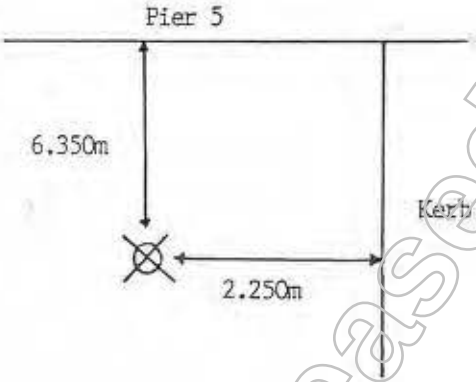

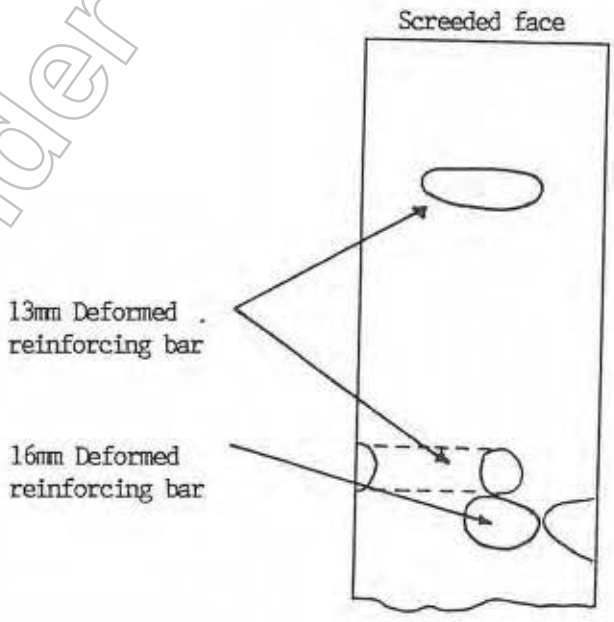

Variation(s) to Test Method -

Remark(s) *Refer to photograph no 13 for location of voids.*

Checked by NR

A. Davidson

Report no 3687

Date 05/08/94

Signatory NR

M.W. Owttrim

Released under RTI - DTMR

REPORT on

CONCRETE CORE

QUEENSLAND TRANSPORT
Transport Technology Division
Materials and Geotechnical
Services Branch,
35 Butterfield Street
Herston.

Client	*Structures and Quality Branch*
Charge number	*570982256 BR 0902/5601*
Sampling method	-
Date cast	-
Date sampled	-
Sampled by	-
Structure	*Bribie Island Bridge*
Sample location	*Deck Span 6*
Core number	*14*
Mix number	-
Sample number	*S94/409*
Date tested	*30/06/94*

TEST RESULTS

Length of core (mm)	*130*
Average diameter (mm)	*74*

☒ Carbonation affected area –

Location in structure

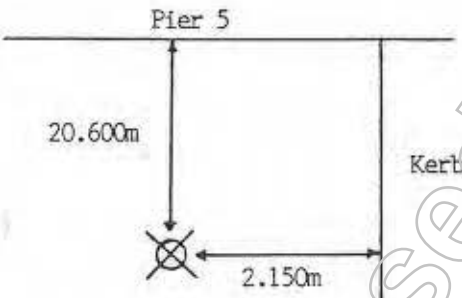

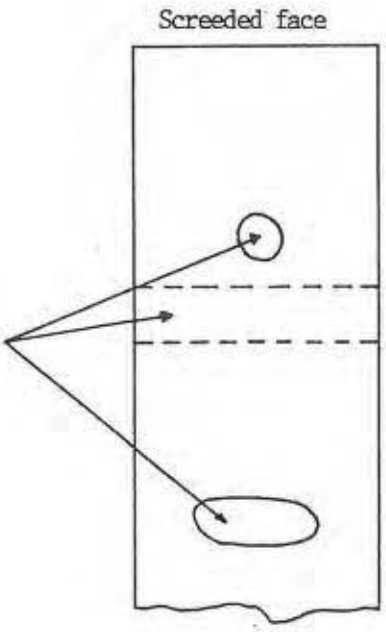

Variation(s) to Test Method -

Remark(s) *Refer to photograph no 14 for location of voids.*

Checked by NR
A. Davidson

Report no **3688**

Date **05/08/94**

Signatory NR
M.W. Owttrim

Released under RTI - DTMR

REPORT on

CONCRETE CORE

QUEENSLAND TRANSPORT
Transport Technology Division
Materials and Geotechnical
Services Branch,
35 Butterfield Street
Herston.

Client	*Structures and Quality Branch*
Charge number	*570982256 BR 0902/5601*
Sampling method	-
Date cast	
Date sampled	
Sampled by	-
Structure	*Bribie Island Bridge*
Sample location	*Deck Span 7*
Core number	*15*
Mix number	-
ample number	*S94/410*
Date tested	*30/06/94*

TEST RESULTS

Length of core (mm)	*132*
Average diameter (mm)	*74*

☒ Carbonation affected area

Location in structure

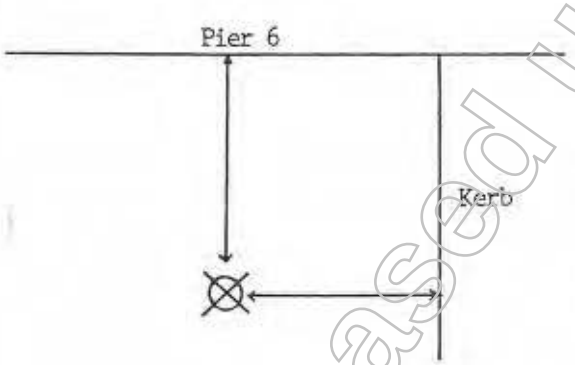

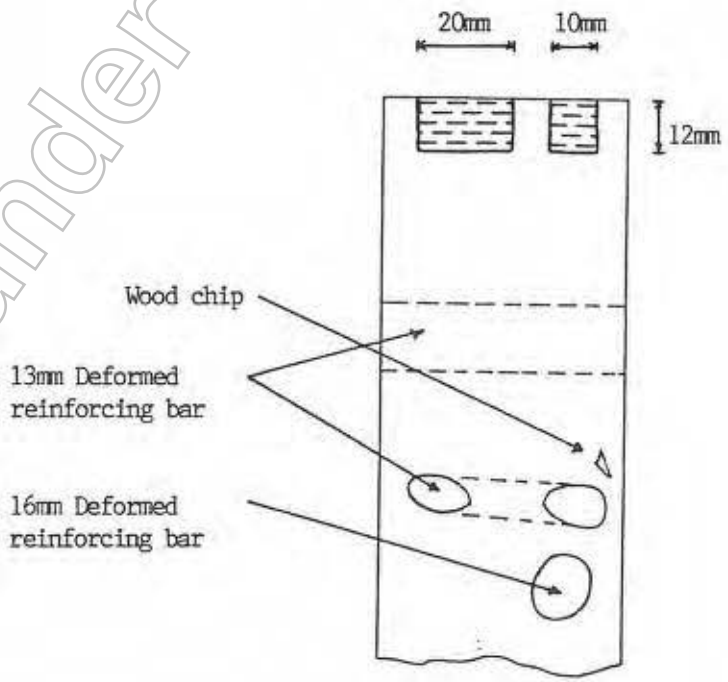

Variation(s) to Test Method -

Remark(s) *Refer to photograph no 15 for location of voids.*

Checked by NR
A. Davidson

Signatory NR
M.W. Owttrim

Report no 3689

Date 05/08/94

Released under RTI - DTMR

REPORT on

CONCRETE CORE

QUEENSLAND TRANSPORT

Transport Technology Division
Materials and Geotechnical
Services Branch,
35 Butterfield Street
Herston.

Client	*Structures and Quality Branch*
Charge number	*570982256 BR 0902/5601*
Sampling method	-
Date cast	
Date sampled	
Sampled by	-
Structure	*Bribie Island Bridge*
Sample location	*Deck Span 7*
Core number	*16*
Mix number	-
Sample number	*S94/411*
Date tested	*30/06/94*

TEST RESULTS

Length of core	(mm)	*127*
Average diameter	(mm)	*74*

▨ Carbonation affected area

Location in structure

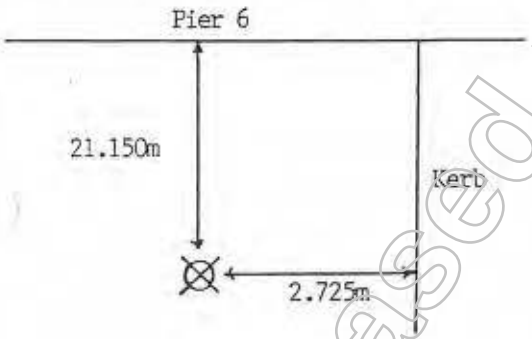

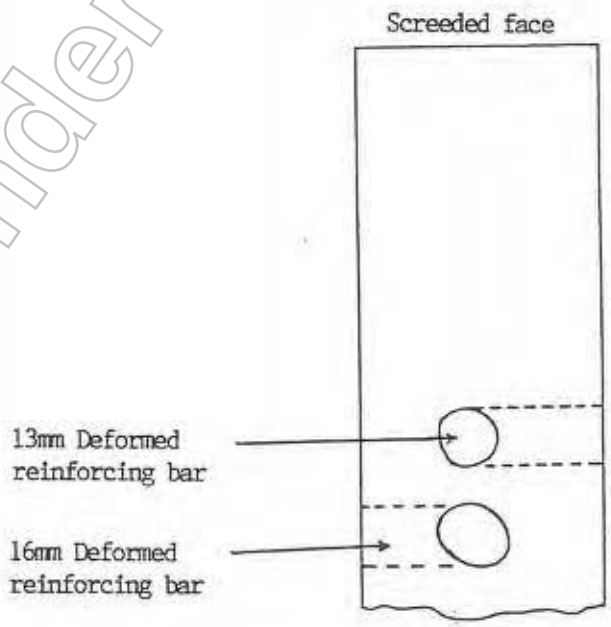

Variation(s) to Test Method -

Remark(s) *Refer to photograph no 16 for location of voids.*

Checked by NR

A. Davidson

Report no 3690

Date 05/08/94

Signatory NR

M.W. Owttrim

Released under RTI - DTMR

REPORT on

CONCRETE CORE

QUEENSLAND TRANSPORT

Transport Technology Division
Materials and Geotechnical
Services Branch,
35 Butterfield Street
Herston.

Client	*Structures and Quality Branch*
Charge number	*570982256 BR 0902/5601*
Sampling method	-
Date cast	
Date sampled	
Sampled by	-
Structure	*Bribie Island Bridge*
Sample location	*Deck Span 8*
Core number	*17*
Mix number	-
Sample number	S94/412
Date tested	*30/06/94*

TEST RESULTS

Length of core (mm)	*136*
Average diameter (mm)	*74*

Carbonation affected area

Location in structure

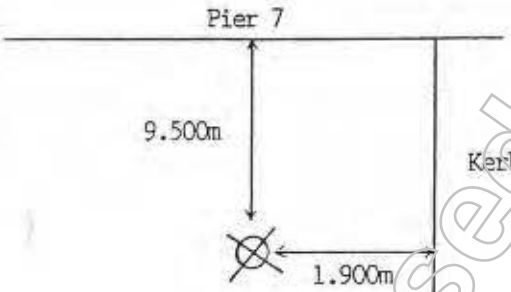

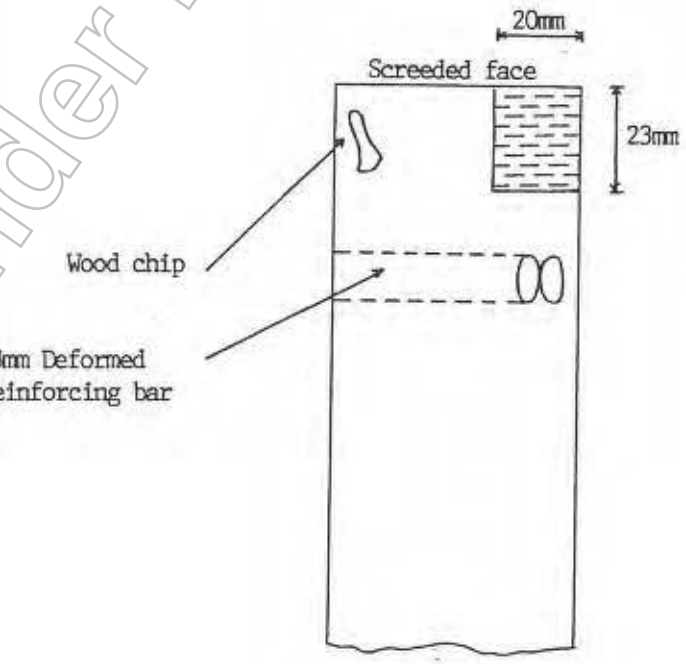

Variation(s) to Test Method -

Remark(s) *Refer to photograph no 17 for location of voids.*

Checked by NR

A. Davidson

Signatory NR

M.W. Owttrim

Report no 3691

Date 05/08/94

Released under RTI - DTMR

REPORT on

CONCRETE CORE

QUEENSLAND TRANSPORT
Transport Technology Division
Materials and Geotechnical
Services Branch,
35 Butterfield Street
Herston.

Client	*Structures and Quality Branch*
Charge number	*570982256 BR 0902/5601*
Sampling method	-
Date cast	
Date sampled	
Sampled by	-
Structure	*Bribie Island Bridge*
Sample location	*Deck Span 11*
Core number	*18*
Mix number	-
mple number	*S94/413*
Date tested	*30/06/94*

TEST RESULTS

Length of core (mm)	*130*
Average diameter (mm)	*74*

▨ Carbonation affected area

Location in structure

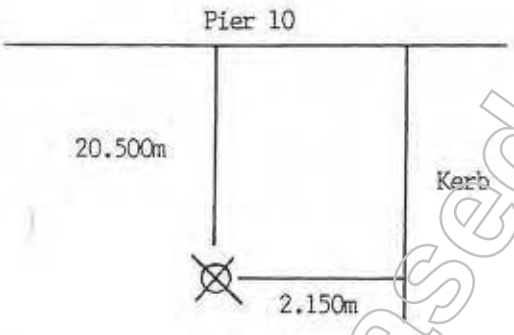

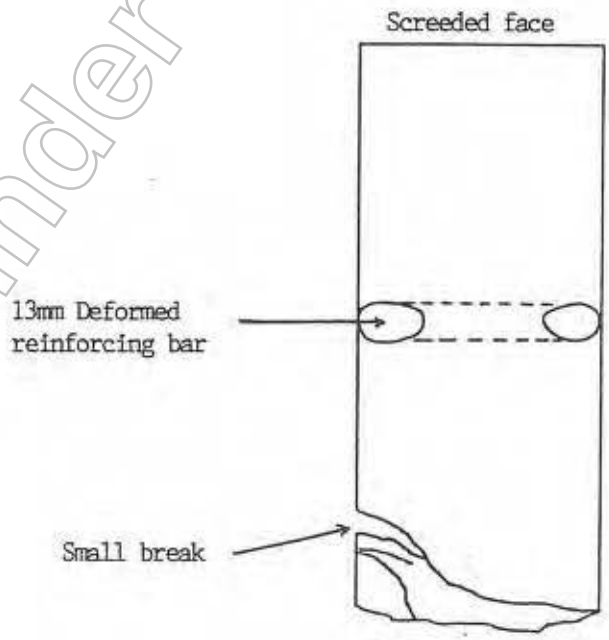

Variation(s) to Test Method -

Remark(s) *Refer to photograph no 18 for location of voids.*

Checked by NR
A. Davidson

Signatory NR
M.W. Owttrim

Report no **3692**

Date **05/08/94**

Released under RTI - DTMR

REPORT on

CONCRETE CORE

QUEENSLAND TRANSPORT
Transport Technology Division
Materials and Geotechnical
Services Branch,
35 Butterfield Street
Herston.

Client	*Structures and Quality Branch*
Charge number	*570982256 BR 0902/5601*
Sampling method	-
Date cast	-
Date sampled	-
Sampled by	-
Structure	*Bribie Island Bridge*
Sample location	*Pier 11, Pile 5*
Core number	*19*
Mix number	-
Sample number	*S94/414*
Date tested	*30/06/94*

TEST RESULTS

Length of core (mm)	*110*
Average diameter (mm)	*74*

▨ Carbonation affected area

Location in structure –

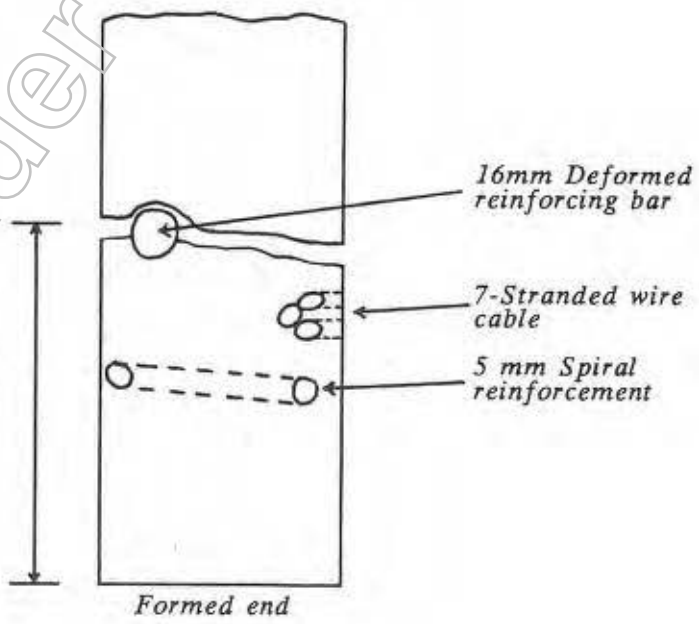

Variation(s) to Test Method -

Remark(s) *Refer to photograph no 19 for location of voids.*

Checked by NR

A. Davidson

Report no **3693**

Date **05/08/94**

Signatory NR

M.W. Owttrim

Released under RTI - DTMR

REPORT on

CONCRETE CORE

QUEENSLAND TRANSPORT
Transport Technology Division
Materials and Geotechnical
Services Branch,
35 Butterfield Street
Herston.

Client	*Structures and Quality Branch*
Charge number	*570982256 BR 0902/5601*
Sampling method	-
Date cast	-
Date sampled	-
Sampled by	-
Structure	*Bribie Island Bridge*
Sample location	*Pier 13, Pile 1*
Core number	*20*
Mix number	-
Sample number	*S94/415*
Date tested	*30/06/94*

TEST RESULTS

Length of core (mm)	*104*
Average diameter (mm)	*74*

▨ Carbonation affected area

Location in structure -

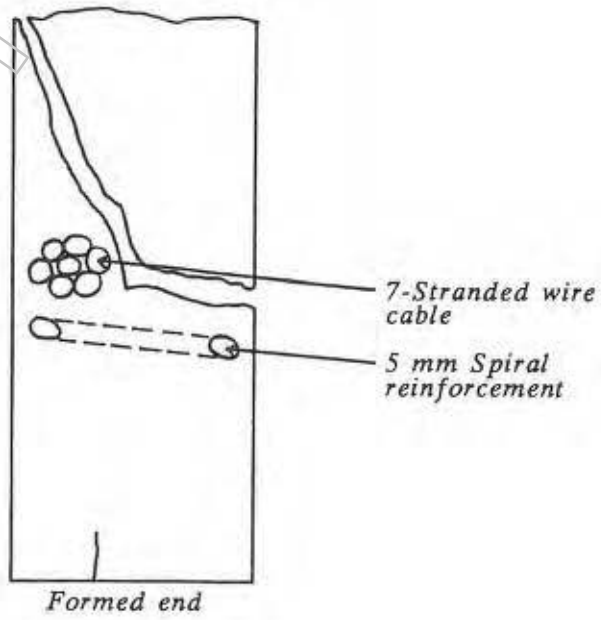

Variation(s) to Test Method -

Remark(s) *Refer to photograph no 20 for location of voids.*

NR

Checked by

A. Davidson

Report no **3694**

Date **05/08/94**

Signatory

M.W. Owttrim

Released under RTI - DTMR

REPORT on

CONCRETE CORE

QUEENSLAND TRANSPORT

Transport Technology Division
Materials and Geotechnical
Services Branch,
35 Butterfield Street
Herston.

Client	*Structures and Quality Branch*
Charge number	*570982256 BR 0902/5601*
Sampling method	-
Date cast	
Date sampled	
Sampled by	-
Structure	*Bribie Island Bridge*
Sample location	*Pier 18, Pile 5*
Core number	*21*
Mix number	-
Sample number	*S94/416*
Date tested	*30/06/94*

TEST RESULTS

Length of core (mm)	*106*
Average diameter (mm)	*74*

▨ Carbonation affected area

Location in structure

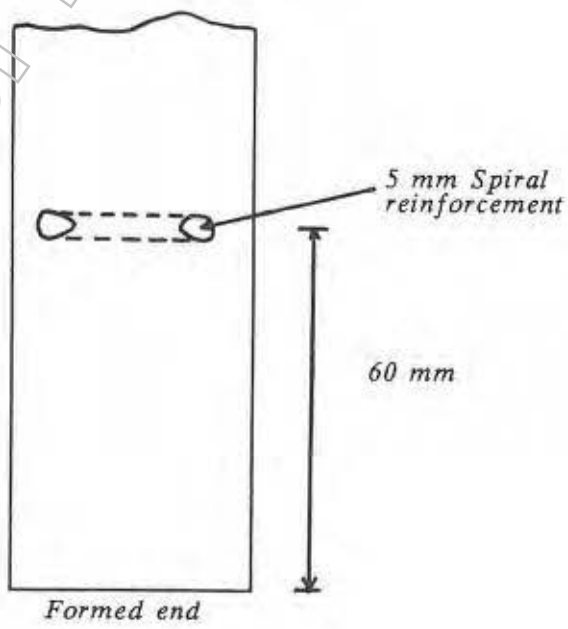

Variation(s) to Test Method -

Remark(s) *Refer to photograph no 21 for location of voids.*

Checked by NR

A. Davidson

Report no **3695**

Date **05/08/94**

Signatory NR

M.W. Owttrim

Released under RTI - DTMR

REPORT on

CONCRETE CORE

QUEENSLAND TRANSPORT

Transport Technology Division
Materials and Geotechnical
Services Branch,
35 Butterfield Street
Herston.

Client	*Structures and Quality Branch*
Charge number	*570982256 BR 0902/5601*
Sampling method	-
Date cast	-
Date sampled	-
Sampled by	-
Structure	*Bribie Island Bridge*
Sample location	*Pier 21, Pile 5*
Core number	*22*
Mix number	-
Sample number	*S94/417*
Date tested	*30/06/94*

TEST RESULTS

Length of core (mm)	*92*
Average diameter (mm)	*74*

▨ Carbonation affected area

Location in structure –



Formed end

Variation(s) to Test Method -

Remark(s) *Refer to photograph no 22 for location of voids.*

Checked by NR

A. Davidson

Signatory NR

M.W. Owttrim

Report no **3696**

Date **05/08/94**

Released under RTI - DTMR

REPORT on

CONCRETE CORE

QUEENSLAND TRANSPORT
Transport Technology Division
Materials and Geotechnical
Services Branch,
35 Butterfield Street
Herston.

Client	*Structures and Quality Branch*
Charge number	*570982256 BR 0902/5601*
Sampling method	-
Date cast	-
Date sampled	-
Sampled by	-
Structure	*Bribie Island Bridge*
Sample location	*Pier 4, Headstock*
Core number	*23*
Mix number	-
Sample number	*S94/418*
Date tested	*30/06/94*

TEST RESULTS

Length of core	(mm)	*160*
Average diameter	(mm)	*74*

Carbonation affected area

Location in structure

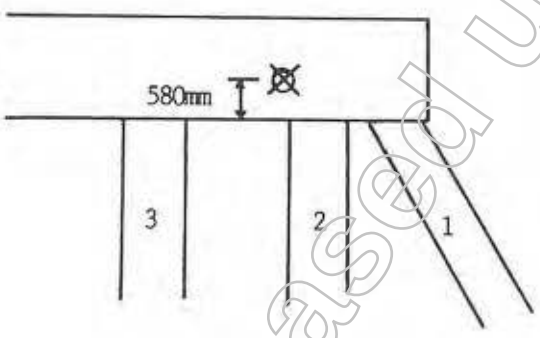

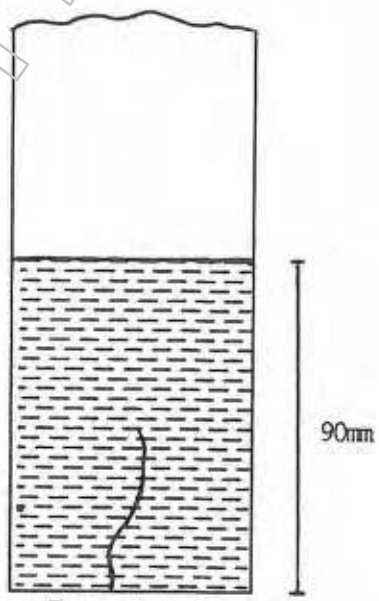

Formed end

Variation(s) to Test Method -

Remark(s) *Refer to photograph no 23 for location of voids.*

Checked by NR

A. Davidson

Signatory NR

M.W. Owttrim

Report no **3697**

Date **05/08/94**

Released under RTI - DTMR

REPORT on

CONCRETE CORE

QUEENSLAND TRANSPORT
Transport Technology Division
Materials and Geotechnical
Services Branch,
35 Butterfield Street
Herston.

Client	*Structures and Quality Branch*
Charge number	*570982256 BR 0902/5601*
Sampling method	-
Date cast	-
Date sampled	-
Sampled by	-
Structure	*Bribie Island Bridge*
Sample location	*Pier 4, Headstock*
Core number	*24*
Mix number	-
Sample number	*S94/419*
Date tested	*30/06/94*

TEST RESULTS

Length of core (mm)	*157*
Average diameter (mm)	*74*

▨ Carbonation affected area

Location in structure

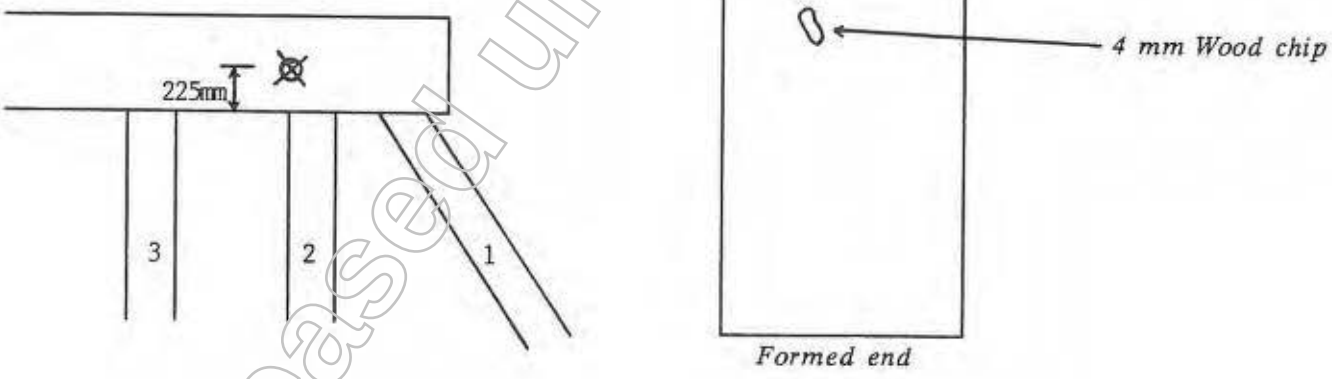

Variation(s) to Test Method -

Remark(s) *Refer to photograph no 24 for location of voids.*

Checked by *A. Davidson*

Report no **3698**

Date **05/08/94**

Signatory NR *M.W. Owttrim*

Released under RTI - DTMR

REPORT on

CONCRETE CORE

QUEENSLAND TRANSPORT
Transport Technology Division
Materials and Geotechnical
Services Branch,
35 Butterfield Street
Herston.

Client	*Structures and Quality Branch*
Charge number	*570982256 BR 0902 / 5601*
Sampling method	-
Date cast	-
Date sampled	-
Sampled by	-
Structure	*Bribie Island Bridge*
Sample location	*Pier 7, Headstock*
Core number	*25*
Mix number	-
Sample number	*S94 / 420*
Date tested	*30 / 06 / 94*

TEST RESULTS

Length of core (mm)	*152*
Average diameter (mm)	*74*

Carbonation affected area

Location in structure

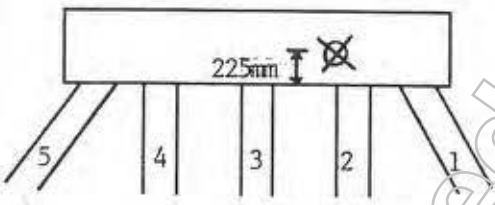

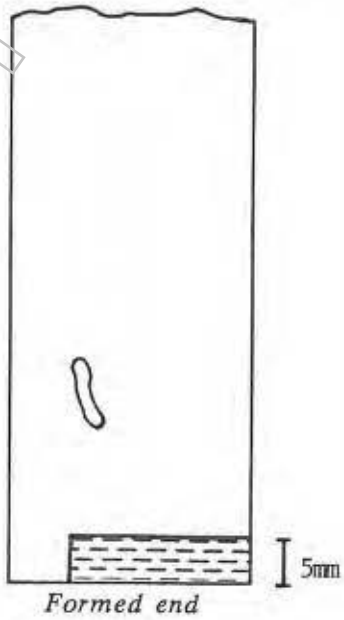

12 mm Wood chip

Formed end

Variation(s) to Test Method -

Remark(s) *Refer to photograph no 25 for location of voids.*

Checked by NR

A. Davidson

Report no **3699**

Date **05/08/94**

Signatory NR

M.W. Owttrim

Released under RTI - DTMR

REPORT on

CONCRETE CORE

QUEENSLAND TRANSPORT
Transport Technology Division
Materials and Geotechnical
Services Branch,
35 Butterfield Street
Herston.

Client	*Structures and Quality Branch*
Charge number	*570982256 BR 0902/5601*
Sampling method	-
Date cast	
Date sampled	
Sampled by	-
Structure	*Bribie Island Bridge*
Sample location	*Pier 7, Headstock*
Core number	*26*
Mix number	-
Sample number	*S94/421*
Date tested	*30/06/94*

TEST RESULTS

Length of core (mm)	*152*
Average diameter (mm)	*74*

☐ Carbonation affected area –

Location in structure

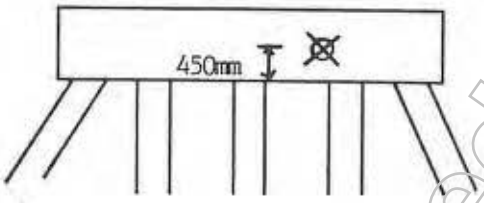

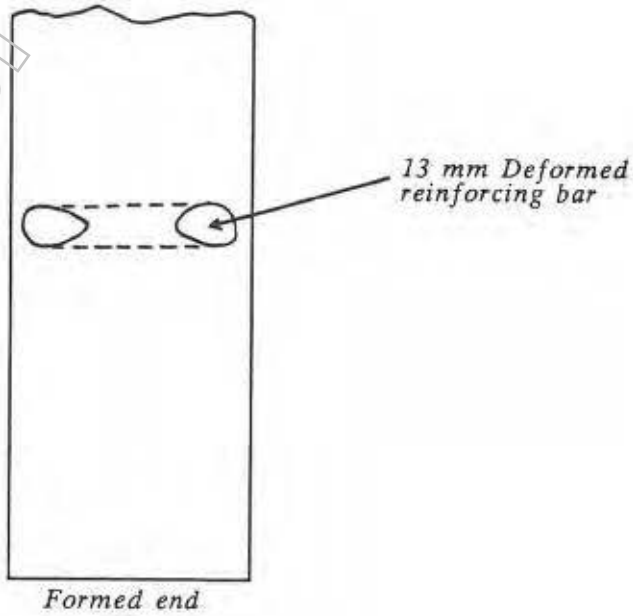

Variation(s) to Test Method -

Remark(s) *Refer to photograph no 26 for location of voids.*

NR

Checked by

A. Davidson

Report no **3700**

Date **05/08/94**

Signatory

M.W. Owttrim

Released under RTI - DTMR

REPORT on

CONCRETE CORE

QUEENSLAND TRANSPORT

Transport Technology Division
Materials and Geotechnical
Services Branch,
35 Butterfield Street
Herston.

Client	*Structures and Quality Branch*
Charge number	*570982256 BR 0902/5601*
Sampling method	-
Date cast	
Date sampled	
Sampled by	-
Structure	*Bribie Island Bridge*
Sample location	*Pier 1, Headstock*
Core number	*27*
Mix number	-
Sample number	*S94/422*
Date tested	*30/06/94*

TEST RESULTS

Length of core (mm)	*138*
Average diameter (mm)	*74*

Carbonation affected area

Location in structure

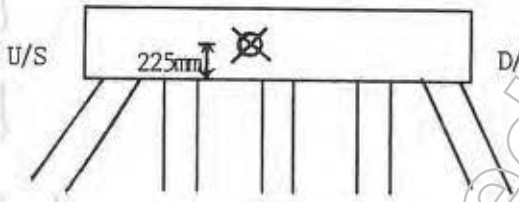



Variation(s) to Test Method -

Remark(s) *Refer to photograph no 27 for location of voids.*

Checked by NR

A. Davidson

Report no **3701**

Date **05/08/94**

Signatory NR

M.W. Owttrim

Released under RTI - DTMR

REPORT on

CONCRETE CORE

QUEENSLAND TRANSPORT
Transport Technology Division
Materials and Geotechnical
Services Branch,
35 Butterfield Street
Herston.

Client	*Structures and Quality Branch*
Charge number	*570982256 BR 0902/5601*
Sampling method	-
Date cast	-
Date sampled	-
Sampled by	-
Structure	*Bribie Island Bridge*
Sample location	*Pier 1, Headstock*
Core number	*28*
Mix number	-
Sample number	*S94/423*
Date tested	*30/06/94*

TEST RESULTS

Length of core	(mm)	*150*
Average diameter	(mm)	*74*

Carbonation affected area —

Location in structure

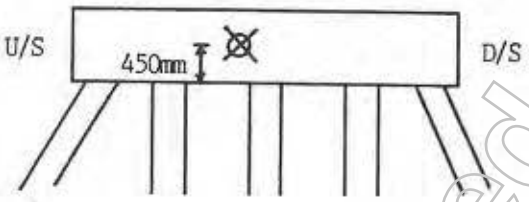



Formed end

Variation(s) to Test Method -

Remark(s) *Refer to photograph no 28 for location of voids.*

Checked by NR

A. Davidson

Report no **3702**

Date **05/08/94**

Signatory NR

M.W. Owttrim

Released under RTI - DTMR

APPENDIX D

PETROGRAPHIC ANALYSIS OF PIER PILES

Released under RTI - DTMR

Geochempet Services

PETROLOGICAL and GEOCHEMICAL CONSULTANTS

REGISTERED IN QUEENSLAND

Principal: A.S. Joyce B. Sc. (Hons), Ph.D.
198 Chapel Hill Road
Chapel Hill, Qld. 4069

Telephone: NR

Fax: (07) 892 1789

Released under RTI - DTMR

PETROGRAPHIC REPORT ON FOUR CORE SAMPLES FROM BRIBIE ISLAND

prepared for

QUEENSLAND TRANSPORT

Order No: A 846866

Ref: A. Carse

NR

A.S. Joyce B.Sc.(Hons), Ph.D.

14th September, 1994.

GEOCHEMPET SERVICES, BRISBANE

Sample Label : S94/414 Core 19 Pier 11 Pile 5

Identification : Concrete core

Work Requested : Petrographic report

Description :

The sample was received as a 110 mm length of concrete core cracked at about 70 to 80 mm depth, tangential to the deepest edge of a piece of solid 15 mm steel centred at about 72 mm depth. Additional steel about 5 mm in diameter is centred at about 52 mm and 64 mm depth. A multistrand cable is centred at about 65 mm depth, parallel to the solid 15 mm steel. All of the steel appears to be in good condition.

Apart from the obvious crack, the concrete appears sound. It displays a coarse aggregate of water-worn pebbles of varied lithology firmly bonded within a light olive grey matrix of sand and cement. Air bubbles are sparse, generally small and empty. There are no obvious indications of deleterious alkali-silica reactivity.

As requested, two uncovered thin sections were prepared to permit microscopic examination in transmitted polarized light of a strip of concrete about 23 mm long extending the full length of the core (i.e. a total length of about 110 mm). The abundances of constituents recognisable in the concrete were then determined by identification and counting of 100 widely spaced observation points per thin section. The results are recorded in Table 1.

In thin section the coarse aggregate component is seen to consist of rounded, variably slightly to moderately weathered pebbles of quite varied composition, including quartzite, vein quartz, chert, jasper, acid volcanic rock and/or devitrified tuff, intermediate volcanic rock (apparently andesite), meta-pelite (sericitic, silty and in some cases partly cherty rock) and chalcedony (fibrous radial aggregates of fine silica). The pebbles appear well bonded to cement and do not display any obvious reaction rims.

The sand-sized component of the concrete consists of grains of quartz and feldspar, along with sand-sized, rounded lithic clasts of all the rock types noted for the coarse aggregate (excluding the single, large fragment of chalcedony observed in thin section A), supplemented by minor volcaniclastic arenite and siltstone, and granite.

2/...

Released under RTI - DTMR

The matrix cement is of sound appearance, involving numerous grains of calcium hydroxide disseminated fairly evenly through an amorphous groundmass. Carbonation appears to have penetrated evenly and shallowly from the surface to about 0.5 mm depth. There are no gel veins. Sparse, small, subspherical air bubbles are empty. The crack across the core displayed in thin section B is about 0.2 to 0.3 mm wide: it mainly traverses cement paste and deviates around fragments of coarse and fine aggregate, but it does pass through a large sand grain of volcaniclastic siltstone.

Table 1. **Composition of Concrete Core S94/414**

COMPONENTS	S94/414 Section A (Shallow)	S94/414 Section B (Deep)	S94/414 Average of Two Sections
COARSE AGGREGATE	**49**	**42**	**46**
Quartzite and vein quartz	4	5	5
Chert/Jasper	24	18	21
Acid Volcanics and Tuff		8	4
Int Volcanic	7	6	7
Meta-pelite	9	5	7
Arenite			
Chalcedony	5		3
SAND	**20**	**15**	**18**
Quartz	9	9	9
Feldspar	1	1	1
Quartzite			
Chert/Jasper	3	2	3
Acid Volcanic			
Int Volcanic	3	1	2
Granite	1		<1
Meta-pelite	2	1	2
Arenite	1	1	1
Other			
CEMENT	**31**	**42**	**36**
AIR BUBBLES		**1**	**<1**

- Figures recorded for sections A and B are in volume %, based on brief counts of 100 points per section.
- Average figures shown in the last column have been rounded.

3/...

Released under RTI - DTMR

GEOCHEMPET SERVICES, BRISBANE

Sample Label : S94/415 Core 20 Pier 13 Pile 1

Identification : Concrete core

Work Requested : Petrographic report

Description :

The sample was received as a 100 mm length of concrete core cracked at about 70 to 75 mm depth, in the vicinity of a 12 mm multistrand cable which is centred at 65 mm depth. Additional steel about 5 mm in diameter is centred at about 57 mm depth. All of the steel appears to be in good condition.

Apart from the obvious crack, the concrete appears sound. It displays a coarse aggregate of water-worn pebbles of varied lithology firmly bonded within a light olive grey matrix of sand and cement. Air bubbles are sparse, generally small and empty. There are no obvious indications of deleterious alkali-silica reactivity.

As requested, two uncovered thin sections were prepared to permit microscopic examination in transmitted polarized light of a strip of concrete about 23 mm long extending the full length of the core (i.e. a total length of about 100 mm). The abundances of constituents recognisable in the concrete were then determined by identification and counting of 100 widely spaced observation points per thin section. The results are recorded in Table 1.

In thin section the coarse aggregate component is seen to consist of rounded, variably slightly to moderately weathered pebbles of quite varied composition, including quartzite, vein quartz, chert, jasper, volcaniclastic arenite, acid volcanic rock and/or devitrified tuff, intermediate volcanic rock (apparently andesite), basalt and meta-pelite (sericitic, silty and in some cases partly cherty rock). The pebbles appear well bonded to cement and do not display any obvious reaction rims.

The sand-sized component of the concrete consists of grains of quartz and feldspar, along with sand-sized, rounded lithic clasts of all the rock types noted for the coarse aggregate, supplemented by a few fragments of carbonate and granite.

The matrix cement is of sound appearance, involving numerous grains of calcium hydroxide disseminated fairly evenly through an amorphous groundmass. Carbonation has penetrated from the surface to a depth of about 1 mm, except in the vicinity of a

2/...

Released under RTI - DTMR

subtle microfracture where carbonation has penetrated to a depth of about 6 mm. There are no gel veins. Sparse, small, subspherical air bubbles are empty. The crack across the core displayed in thin section B is about 0.4 to 1 mm wide: it traverses cement paste and deviates around fragments of coarse and fine aggregate.

Table 1. **Composition of Concrete Core S94/415**

COMPONENTS	S94/415 Section A (Shallow)	S94/415 Section B (Deep)	S94/415 Average of Two Sections
COARSE AGGREGATE	**56**	**31**	**45**
Quartzite and vein quartz		5	3
Chert/Jasper	9	15	12
Acid Volcanics and Tuff	3	3	3
Int Volcanic	6	1	4
Basalt	1	3	2
Meta-pelite	15		8
Arenite	22	4	13
SAND	**11**	**26**	**17**
Quartz	8	16	12
Feldspar		2	1
Quartzite		1	<1
Chert/Jasper	1	2	2
Acid Volcanic			
Int Volcanic		2	1
Basalt		1	<1
Granite	1		<1
Meta-pelite	1	1	1
Arenite			
Carbonate		1	<1
CEMENT	**32**	**42**	**37**
AIR BUBBLES	**1**	**1**	**1**

- Figures recorded for sections A and B are in volume %, based on brief counts of 100 points per section.
- Average figures shown in the last column have been rounded.

3/...

Released under RTI - DTMR

Comments and Interpretations :

Petrographic analysis of this Core 20 from Pier 13, Pile 1 (S94/415) indicates that the concrete was prepared using river gravel as coarse aggregate and sand apparently from the same source.

The gravel and sand do carry many potentially alkali reactive fragments (finely microcrystalline quartz in chert/jasper and in acid volcanic/tuffaceous rock; strained quartz in quartzite and vein quartz), but there are no indications that any deleterious alkali-silica reactivity has occurred.

The obvious defect in the concrete is confined to a clean, open fracture at about 70 to 75 mm depth in the vicinity of a sound steel cable.

Released under RTI - DTMR

GEOCHEMPET SERVICES, BRISBANE

Sample Label : S94/416 Core 21 Pier 18 Pile 5

Identification : Concrete core

Work Requested : Petrographic report

Description :

The sample was received as a 105 mm length of intact concrete core. A piece of sound steel about 5 mm in diameter is centred at about 62 mm depth.

To simple visual inspection, the concrete appears sound. It displays a coarse aggregate of water-worn pebbles of varied lithology firmly bonded within a light olive grey matrix of sand and cement. Air bubbles are sparse, generally small and empty. There are no obvious indications of deleterious alkali-silica reactivity.

As requested, two uncovered thin sections were prepared to permit microscopic examination in transmitted polarized light of a strip of concrete about 23 mm long extending the full length of the core (i.e. a total length of about 105 mm). The abundances of constituents recognisable in the concrete were then determined by identification and counting of 100 widely spaced observation points per thin section. The results are recorded in Table 1.

In thin section the coarse aggregate component is seen to consist of rounded, variably slightly to moderately weathered pebbles of quite varied composition, including quartzite, vein quartz, chert, jasper, volcaniclastic arenite, acid volcanic rock and/or devitrified tuff, intermediate volcanic rock (apparently andesite), microgranodiorite and meta-pelite (sericitic, silty and in some cases partly cherty rock). The pebbles appear well bonded to cement and do not display any obvious reaction rims.

The sand-sized component of the concrete consists of grains of quartz and feldspar, along with sand-sized, rounded lithic clasts of all the rock types noted for the coarse aggregate (except for the microgranodiorite), supplemented by a few fragments of granite.

The matrix cement is of sound appearance, involving numerous grains of calcium hydroxide disseminated fairly evenly through an amorphous groundmass. Carbonation has penetrated unevenly from the surface to depths which are mainly around 0.5 mm, but locally up to several millimetres. There are no gel veins. Sparse, small, subspherical air bubbles are empty.

2/...

Released under RTI DTMR

Table 1. **Composition of Concrete Core S94/416**

COMPONENTS	S94/416 Section A (Shallow)	S94/416 Section B (Deep)	S94/416 Average of Two Sections
COARSE AGGREGATE	**53**	**36**	**45**
Quartzite and vein quartz	16		8
Chert/Jasper	28	16	22
Acid Volcanics and Tuff	1	3	2
Int Volcanic	2	7	5
Micro-granodiorite	4		2
Meta-pelite	1		<1
Arenite	1	10	6
SAND	**19**	**20**	**19**
Quartz	14	13	14
Feldspar	1	4	3
Quartzite		1	<1
Chert/Jasper		1	<1
Acid Volcanic	2		1
Int Volcanic			
Granite	1		<1
Meta-pelite			
Arenite	1	1	1
CEMENT	**28**	**44**	**36**
AIR BUBBLES	**<1**	**<1**	**<1**

- Figures recorded for sections A and B are in volume %, based on brief counts of 100 points per section.
- Average figures shown in the last column have been rounded.

Comments and Interpretations :

Petrographic analysis of this Core 21 from Pier 18, Pile 5 (S94/416) indicates that the concrete was prepared using river gravel as coarse aggregate and sand apparently from the same source.

The gravel and sand do carry many potentially alkali reactive fragments (finely microcrystalline quartz in chert/jasper and in acid volcanic/tuffaceous rock; strained quartz in quartzite and vein quartz), but there are no indications that any deleterious alkali-silica reactivity has occurred. The concrete seems sound.

SEPTEMBER, 1994

Released under RTI - DTMR

GEOCHEMPET SERVICES, BRISBANE

Sample Label : S94/417 Core 22 Pier 21 Pile 5

Identification : Concrete core

Work Requested : Petrographic report

Description :

The sample was received as a 100 mm length of intact concrete core. No steel is visible.

To simple visual inspection, the concrete appears sound. It displays a coarse aggregate of water-worn pebbles of varied lithology firmly bonded within a light olive grey matrix of sand and cement. Air bubbles are sparse, generally small and empty. There are no obvious indications of deleterious alkali-silica reactivity.

As requested, two uncovered thin sections were prepared to permit microscopic examination in transmitted polarized light of a strip of concrete about 23 mm long extending the full length of the core (i.e. a total length of about 100 mm). The abundances of constituents recognisable in the concrete were then determined by identification and counting of 100 widely spaced observation points per thin section. The results are recorded in Table 1.

In thin section the coarse aggregate component is seen to consist of rounded, variably slightly to moderately weathered pebbles of quite varied composition, including quartzite, vein quartz, chert, jasper, volcaniclastic arenite, acid volcanic rock and/or devitrified tuff, intermediate volcanic rock (apparently andesite), microgranite and meta-pelite (sericitic, silty and in some cases partly cherty rock). The pebbles appear well bonded to cement and do not display any obvious reaction rims.

The sand-sized component of the concrete consists of grains of quartz and feldspar, along with sand-sized, rounded lithic clasts of all the rock types noted for the coarse aggregate.

The matrix cement is of sound appearance, involving numerous grains of calcium hydroxide disseminated fairly evenly through an amorphous groundmass. Carbonation has penetrated from the surface to depths of about 0.2 to 0.7 mm. There are no gel veins. Sparse, small, subspherical air bubbles are empty.

2/...

Released under RTI, DTMR

Table 1. **Composition of Concrete Core S94/417**

COMPONENTS	S94/417 Section A (Shallow)	S94/417 Section B (Deep)	S94/417 Average of Two Sections
COARSE AGGREGATE	**60**	**36**	**48**
Quartzite and vein quartz	3	1	2
Chert/Jasper	46	16	31
Acid Volcanics and Tuff	2	2	2
Int Volcanic	4	16	10
Microgranite	1	1	1
Meta-pelite	2		1
Arenite	2		1
SAND	**9**	**20**	**15**
Quartz	9	17	13
Feldspar		1	<1
Quartzite			
Chert/Jasper			
Acid Volcanic			
Int Volcanic		2	1
Granite			
Meta-pelite			
Arenite			
CEMENT	**30**	**44**	**37**
AIR BUBBLES	**1**		**<1**

- Figures recorded for sections A and B are in volume %, based on brief counts of 100 points per section.
- Average figures shown in the last column have been rounded.

Comments and Interpretations :

Petrographic analysis of this Core 22 from Pier 21, Pile 5 (S94/417) indicates that the concrete was prepared using river gravel as coarse aggregate and sand apparently from the same source.

The gravel and sand do carry many potentially alkali reactive fragments (finely microcrystalline quartz in chert/jasper and in acid volcanic/tuffaceous rock; strained quartz in quartzite and vein quartz), but there are no indications that any deleterious alkali-silica reactivity has occurred. The concrete seems sound.

SEPTEMBER, 1994

Released under RTI - DTMR

Level 1
19 November 2012

Released under RTI - DTMR

Routine Maintenance Inspection Report

B1/1

Sheet 1 Of 5

Structure Id	817	**Name**	
Crossing Name	Pumicestone Channel	**Alt. Name**	Bribie Island Bridge
Structure Type	Bridge	**Owner**	MR DEPARTMENT OF MAIN
Construction Type	Girder/Beam	**District**	407 North Coast
Construction Material	Pre-Stressed Concrete	**LGA Id**	250 MORETON BAY REGION
Inspector	Peter A Robertson	**Date**	19-NOV-2012
Date of Next Inspection		**Work Order Number**	

Inspection Level 1 **Programmed** [X] **Exceptional** [ ] **Permanent Standing Water** [ ]

Vermin Screens [ ] **Security Measures** [ ]

Road Section Id	Description	S	Cway	S	Start RPC	Start Dist	End RPC	End Dist	TDist Start	TDist End
126	CABOOLTURE - BR	C	1	C	5	0.000	5	0.839	18.220	19.059

Inspection Elements *(Refer to bottom of form)	Problem (tick) Y	Problem (tick) N	Location and Comments (include maintenance activity number)	Rectified Y	Rectified N	Mtce Required Y	Mtce Required N	Inspect Required Y	Inspect Required N
Approaches									
1 Signs And Delineation									
- Missing, Damaged, Obscured (Includes Id Plate)		X			X		X		X
2 Guardrail									
- Accident Damage		X			X		X		X
- Incorrect Alignment		X			X		X		X
- Connection To Bridge		X			X		X		X
- Delineators		X			X		X		X
3 Road Drainage									
- Blocked Inlets/Outlets		X			X		X		X
- Scour Of Outlets/Embankment		X			X		X		X
4 Road Surface									
- Material Defects* - Concrete		X			X		X		X
- Material Defects* - Surfacing		X			X		X		X
- Settlement, Depressions		X			X		X		X
- Rough Joint Transition		X			X		X		X
Grids									

Released under RTI - DTMR

Routine Maintenance Inspection Report

B1/1

Structure Id 817 **Name** ----------

Inspection Date 19-NOV-2012

Inspection Elements *(Refer to bottom of form)	Problem (tick)		Location and Comments (include maintenance activity number)	Rectified		Mtce Required		Inspect Required	
	Y	N		Y	N	Y	N	Y	N
Bridge Surface									
5 Bridge Surface									
- Material Defects* : Surfacing		X			X		X		X
- Material Defects* : Concrete		X			X		X		X
- Material Defects* : Timber		n/a			X		X		X
- Scuppers		X			X		X		X
6 Footpaths									
- Clean		X			X		X		X
- Even		X			X		X		X
7 Barriers									
- Impact Damage		X			X		X		X
- Loose/Damaged Fixings		X			X		X		X
- Loose Post Base		X			X		X		X
- Material Defects*		X			X		X		X
- Delineators		X			X		X		X
8 Expansion Joints									
- Loose/Damaged Fixings		X			X		X		X
- Damaged/Missing Seals		X			X		X		X
- Deck/Nosing/Ballast Wall Damage		X			X		X		X
- Obstructions In Gap		X			X		X		X
Waterway									
9 General									
- Trees Or Bushes Under Bridge		X			X		X		X
- Debris Against Structure		X			X		X		X
- Riverbank/Embankment Erosion		X			X		X		X
- Scour Holes In Bed		X			X		X		X
- Damaged Bed Protection		X			X		X		X

Released under RTI - DTMR

Routine Maintenance Inspection Report

B1/1

Structure Id 817 **Name** ----------

Inspection Date 19-NOV-2012

Inspection Elements *(Refer to bottom of form)	Problem (tick)		Location and Comments (include maintenance activity number)	Rectified		Mtce Required		Inspect Required	
	Y	N		Y	N	Y	N	Y	N
Substructure (Including Culvert Wingwalls)									
10 Material Defects*									
- Piles/Columns/Braces/Wales		X			X		X		X
- Footings/Pile Caps		n/a			X		X		X
- Walls/Stems		n/a			X		X		X
- Headstocks		X			X		X		X
11 General									
- Forward Movement Of Abutments/Wings		X			X		X		X
- Blocked Drains/Weepholes		X			X		X		X
- Debris On Shelf/Bearing		X			X		X		X
- Scour/Erosion Of Spillthrough		X			X		X		X
- Dampness/Leakage From Deck		X			X		X		X
- Substructure Protection (Over-Bridges)		X			X		X		X
12 Bearings									
- Gap Closed/Decks In Contact/Damaged		X			X		X		X
- Bearing Displaced / Damaged		X			X		X		X
- Poorly Seated		X			X		X		X
- Corroded / Seized / No Lubricant		X			X		X		X
Superstructure									
13 Material Defects*									
- Girders (including fasteners)		X			X		X		X
- Cross Girders		X			X		X		X
- Deck		X			X		X		X
- Coatings		X			X		X		X
14 General									
- Debris / Dirt Build-Up		X			X		X		X
- Impact Damage		X			X		X		X
- Excessive Movement / Vibration		X			X		X		X
- Dampness		X			X		X		X
- Ventholes		X			X		X		X

Released under RTI - DTMR

Routine Maintenance Inspection Report

B1/1

Sheet 4 Of 5

Structure Id 817 **Name** ----------

Inspection Date 19-NOV-2012

Inspection Elements *(Refer to bottom of form)	Problem (tick)		Location and Comments (include maintenance activity number)	Rectified		Mtce Required		Inspect Required	
	Y	N		Y	N	Y	N	Y	N
Miscellaneous									
15 Damage To Services									
- Fasteners/Brackets		n/a			X		X		X
- Pipe/Conduit		n/a			X		X		X
- Openings		n/a			X		X		X
16 Roadway Under Bridge									
- Delineation		n/a			X		X		X
- Barriers		n/a			X		X		X
- Road Drainage		n/a			X		X		X
Culverts									
17 Material Defects* In :									
- Walls		n/a			X		X		X
- Roofs		n/a			X		X		X
- Aprons		n/a			X		X		X
- Wingwalls / Headwalls		n/a			X		X		X
- Steel Culverts**		n/a			X		X		X
Large Traffic Management Signs									

Material *	Defects Description
Concrete	Cracking, spalling, corrosion of reinforcement, drummy areas
Steel	Bending, buckling, cracking, distortion, loose bolts, rivets, corrosion, coating damage
Timber	Splitting, crushing, decay, infestation, loose bolts or pins
Masonry	Cracking, opening joints, mortar loss, bulging
Bituminous Surfacing	Cracking, crazing, breaking up, lifting off, rutting, pushing
Protective Coatings	Cracked, peeling, weathered
** Steel Culverts	Probe or sound culvert walls at normal water level, check for pitting or loss of culvert materi

Released Under RTI - DTMR

Routine Maintenance Inspection Report	B1/1	Sheet 5 Of 5

General Comments

38 spans

Vermin Screen Comments

Security Measures Comments

Released under RTI - DTMR

Structure Maintenance Schedule

M1

Structure Id 817 Name

Crossing Name Pumicestone Channel Alt. Name Bribie Island Bridge

Structure Type Bridge Owner MR DEPARTMENT OF MAIN RO

Construction Type Girder/Beam District 407 North Coast

Construction Material Pre-Stressed Concrete LGA Id 250 MORETON BAY REGIONAI

Inspector Date

Inspection Level 1 [X] 2 [ ] 3 [ ] Overall Condition Rating Underwater [ ]

Vermin Screens [ ] Security Measures [ ]

Road Section Id	Description	S	Cway	S	Start RPC	Start Dist	End RPC	End Dist	TDist Start	TDist End

Inspector's Comments

38 spans

Steward's Comments

Vermin Screen Comments

Security Measures Comments

Total Maintenance Backlog Amount $

Released under RTI - DTMR

Structure Maintenance Schedule	M1	Sheet 2 of 2

Structure Id 817 **Name** _____

Inspection Date _____ **Inspection Level 1** [X] **2** [ ] **3** [ ]

Released under RTI - DTMR

Level 1
13 November 2013

Released under RTI - DTMR

Routine Maintenance Inspection Report

B1/1 | **Sheet** 1 Of 5

Structure Id	817	**Name**	
Crossing Name	Pumicestone Channel	**Alt. Name**	Bribie Island Bridge
Structure Type	Bridge	**Owner**	MR DEPARTMENT OF MAIN
Construction Type	Girder/Beam	**District**	407 North Coast
Construction Material	Pre-Stressed Concrete	**LGA Id**	250 MORETON BAY REGION
Inspector	David W Henselin	**Date**	13-NOV-2013
Date of Next Inspection		**Work Order Number**	

Inspection Level 1 **Programmed** [X] **Exceptional** [ ] **Permanent Standing Water** [ ]

Vermin Screens [ ] **Security Measures** [ ]

Road Section Id	Description	S	Cway	S	Start RPC	Start Dist	End RPC	End Dist	TDist Start	TDist End
126	CABOOLTURE - BR	C	1	C	5	0.000	5	0.839	18.220	19.059

Inspection Elements *(Refer to bottom of form)	Problem (tick) Y	Problem (tick) N	Location and Comments (include maintenance activity number)	Rectified Y	Rectified N	Mtce Required Y	Mtce Required N	Inspect Required Y	Inspect Required N
Approaches									
1 Signs And Delineation									
- Missing, Damaged, Obscured (Includes Id Plate)		X			X		X		X
2 Guardrail									
- Accident Damage		X			X		X		X
- Incorrect Alignment	X		Timber barrier.		X	X			X
- Connection To Bridge	X		Not connected.		X	X			X
- Delineators		X			X		X		X
3 Road Drainage									
- Blocked Inlets/Outlets		X			X		X		X
- Scour Of Outlets/Embankment		X			X		X		X
4 Road Surface									
- Material Defects* - Concrete		n/a			X		X		X
- Material Defects* - Surfacing		X			X		X		X
- Settlement, Depressions		X			X		X		X
- Rough Joint Transition		X			X		X		X
Grids									

Released under RTI - DTMR

Routine Maintenance Inspection Report

B1/1

Structure Id 817 **Name** ----------

Inspection Date 13-NOV-2013

Inspection Elements *(Refer to bottom of form)	Problem (tick)		Location and Comments (include maintenance activity number)	Rectified		Mtce Required		Inspect Required	
	Y	N		Y	N	Y	N	Y	N
Bridge Surface									
5 Bridge Surface									
- Material Defects* : Surfacing		n/a			X		X		X
- Material Defects* : Concrete		X			X		X		X
- Material Defects* : Timber		n/a			X		X		X
- Scuppers		X			X		X		X
6 Footpaths									
- Clean		X			X		X		X
- Even		X			X		X		X
7 Barriers									
- Impact Damage		X			X		X		X
- Loose/Damaged Fixings		X			X		X		X
- Loose Post Base		X			X		X		X
- Material Defects*		X			X		X		X
- Delineators		X			X		X		X
8 Expansion Joints									
- Loose/Damaged Fixings		n/a			X		X		X
- Damaged/Missing Seals		n/a			X		X		X
- Deck/Nosing/Ballast Wall Damage		n/a			X		X		X
- Obstructions In Gap		X			X		X		X
Waterway									
9 General									
- Trees Or Bushes Under Bridge		X			X		X		X
- Debris Against Structure		X			X		X		X
- Riverbank/Embankment Erosion		X			X		X		X
- Scour Holes In Bed		X			X		X		X
- Damaged Bed Protection		n/a			X		X		X

Released under RTI - DTMR

Routine Maintenance Inspection Report

B1/1

Structure Id 817 **Name** ----------

Inspection Date 13-NOV-2013

Inspection Elements *(Refer to bottom of form)	Problem (tick)		Location and Comments (include maintenance activity number)	Rectified		Mtce Required		Inspect Required	
	Y	N		Y	N	Y	N	Y	N
Substructure (Including Culvert Wingwalls)									
10 Material Defects*									
- Piles/Columns/Braces/Wales		X			X		X		X
- Footings/Pile Caps		n/a			X		X		X
- Walls/Stems		n/a			X		X		X
- Headstocks		X			X		X		X
11 General									
- Forward Movement Of Abutments/Wings		X			X		X		X
- Blocked Drains/Weepholes		X			X		X		X
- Debris On Shelf/Bearing		X			X		X		X
- Scour/Erosion Of Spillthrough		n/a			X		X		X
- Dampness/Leakage From Deck		X			X		X		X
- Substructure Protection (Over-Bridges)		n/a			X		X		X
12 Bearings									
- Gap Closed/Decks In Contact/Damaged		X			X		X		X
- Bearing Displaced / Damaged		X			X		X		X
- Poorly Seated		X			X		X		X
- Corroded / Seized / No Lubricant		n/a			X		X		X
Superstructure									
13 Material Defects*									
- Girders (including fasteners)		X			X		X		X
- Cross Girders		X			X		X		X
- Deck		X			X		X		X
- Coatings		X			X		X		X
14 General									
- Debris / Dirt Build-Up		X			X		X		X
- Impact Damage		X			X		X		X
- Excessive Movement / Vibration		X			X		X		X
- Dampness		X			X		X		X
- Ventholes		X			X		X		X

Released under RTI - DTMR

Routine Maintenance Inspection Report

B1/1

Structure Id 817 **Name** _____

Inspection Date 13-NOV-2013

Inspection Elements *(Refer to bottom of form)	Problem (tick)		Location and Comments (include maintenance activity number)	Rectified		Mtce Required		Inspect Required	
	Y	N		Y	N	Y	N	Y	N
Miscellaneous									
15 Damage To Services									
- Fasteners/Brackets		X			X		X		X
- Pipe/Conduit		X			X		X		X
- Openings		X			X		X		X
16 Roadway Under Bridge									
- Delineation		n/a			X		X		X
- Barriers		n/a			X		X		X
- Road Drainage		n/a			X		X		X
Culverts									
17 Material Defects* In :									
- Walls		n/a			X		X		X
- Roofs		n/a			X		X		X
- Aprons		n/a			X		X		X
- Wingwalls / Headwalls		n/a			X		X		X
- Steel Culverts**		n/a			X		X		X
Large Traffic Management Signs									
18 Issues / Material Defects* In:									
- Footings		n/a			X		X		X
- Base Plates		n/a			X		X		X
- Columns / Column Trusses		n/a			X		X		X
- Beam / Beam Truss		n/a			X		X		X
- Sign Clips / Fasteners / Bridge Mounts		n/a			X		X		X
- Permanent Access Equipment		n/a			X		X		X
19 General									
- Deformation Of Columns / Beams		n/a			X		X		X
- Deformation Of Sign Face		n/a			X		X		X
- Sagging Of Overhead Span Members		n/a			X		X		X
- Rotation Of Supports From Plumb		n/a			X		X		X
- Obvious Mis-Alignment Of Members		n/a			X		X		X
- Issues With Mounted Devices		n/a			X		X		X
- Id Number Plate Visible		n/a			X		X		X
- Other		n/a			X		X		X

Material *	Defects Description
Concrete	Cracking, spalling, corrosion of reinforcement, drummy areas

Released under RTI - DTMR

Steel	Bending, buckling, cracking, distortion, loose bolts, rivets, corrosion, coating damage
Timber	Splitting, crushing, decay, infestation, loose bolts or pins
Masonry	Cracking, opening joints, mortar loss, bulging
Bituminous Surfacing	Cracking, crazing, breaking up, lifting off, rutting, pushing
Protective Coatings	Cracked, peeling, weathered
** Steel Culverts	Probe or sound culvert walls at normal water level, check for pitting or loss of culvert materi

General Comments

Vermin Screen Comments

Security Measures Comments

Released under RTI - DTMR

Level 1
19 October 2015

Released under RTI - DTMR

Routine Maintenance Inspection Report

B1/1 | **Sheet 1 Of 5**

Structure Id	817	**Name**	
Crossing Name	Pumicestone Channel	**Alt. Name**	Bribie Island Bridge
Structure Type	Bridge	**Owner**	MR DEPARTMENT OF MAIN
Construction Type	Girder/Beam	**District**	407 North Coast
Construction Material	Pre-Stressed Concrete	**LGA Id**	250 MORETON BAY REGION
Inspector	Karlin R Waerea	**Date**	19-OCT-2015
Date of Next Inspection		**Work Order Number**	

Inspection Level 1 **Programmed** [X] **Exceptional** [ ] **Permanent Standing Water** [ ]

Vermin Screens [ ] **Security Measures** [ ]

Road Section Id	Description	S	Cway	S	Start RPC	Start Dist	End RPC	End Dist	TDist Start	TDist End
126	CABOOLTURE - BR	C	1	C	5	0.000	5	0.839	18.220	19.059

Inspection Elements *(Refer to bottom of form)	Problem (tick) Y	Problem (tick) N	Location and Comments (include maintenance activity number)	Rectified Y	Rectified N	Mtce Required Y	Mtce Required N	Inspect Required Y	Inspect Required N
Approaches									
1 Signs And Delineation									
- Missing, Damaged, Obscured (Includes Id Plate)		X			X		X		X
2 Guardrail									
- Accident Damage		X			X		X		X
- Incorrect Alignment		X			X		X		X
- Connection To Bridge		X			X		X		X
- Delineators		X			X		X		X
3 Road Drainage									
- Blocked Inlets/Outlets		X			X		X		X
- Scour Of Outlets/Embankment		X			X		X		X
4 Road Surface									
- Material Defects* - Concrete		n/a			X		X		X
- Material Defects* - Surfacing		X			X		X		X
- Settlement, Depressions		X			X		X		X
- Rough Joint Transition		X			X		X		X
Grids									

Released under RTI - DTMR

Routine Maintenance Inspection Report

B1/1

Sheet 2 Of 5

Structure Id 817 **Name** ----------

Inspection Date 19-OCT-2015

Inspection Elements *(Refer to bottom of form)	Problem (tick)		Location and Comments (include maintenance activity number)	Rectified		Mtce Required		Inspect Required	
	Y	N		Y	N	Y	N	Y	N
Bridge Surface									
5 Bridge Surface									
- Material Defects* : Surfacing		X			X		X		X
- Material Defects* : Concrete		X			X		X		X
- Material Defects* : Timber		n/a			X		X		X
- Scuppers		X			X		X		X
6 Footpaths									
- Clean		X			X		X		X
- Even		X			X		X		X
7 Barriers									
- Impact Damage		X			X		X		X
- Loose/Damaged Fixings		X			X		X		X
- Loose Post Base		X			X		X		X
- Material Defects*		X			X		X		X
- Delineators		X			X		X		X
8 Expansion Joints									
- Loose/Damaged Fixings		X			X		X		X
- Damaged/Missing Seals		X			X		X		X
- Deck/Nosing/Ballast Wall Damage		X			X		X		X
- Obstructions In Gap		X			X		X		X
Waterway									
9 General									
- Trees Or Bushes Under Bridge		X			X		X		X
- Debris Against Structure		X			X		X		X
- Riverbank/Embankment Erosion		X			X		X		X
- Scour Holes In Bed		X			X		X		X
- Damaged Bed Protection		X			X		X		X

Released under RTI - DTMR

Routine Maintenance Inspection Report

B1/1

Structure Id 817 **Name** ----------

Inspection Date 19-OCT-2015

Inspection Elements *(Refer to bottom of form)	Problem (tick)		Location and Comments (include maintenance activity number)	Rectified		Mtce Required		Inspect Required	
	Y	N		Y	N	Y	N	Y	N
Substructure (Including Culvert Wingwalls)									
10 Material Defects*									
- Piles/Columns/Braces/Wales		X			X		X		X
- Footings/Pile Caps		X			X		X		X
- Walls/Stems		X			X		X		X
- Headstocks		X			X		X		X
11 General									
- Forward Movement Of Abutments/Wings		X			X		X		X
- Blocked Drains/Weepholes		X			X		X		X
- Debris On Shelf/Bearing		X			X		X		X
- Scour/Erosion Of Spillthrough		X			X		X		X
- Dampness/Leakage From Deck		X			X		X		X
- Substructure Protection (Over-Bridges)		n/a			X		X		X
12 Bearings									
- Gap Closed/Decks In Contact/Damaged		X			X		X		X
- Bearing Displaced / Damaged		X			X		X		X
- Poorly Seated		X			X		X		X
- Corroded / Seized / No Lubricant		n/a			X		X		X
Superstructure									
13 Material Defects*									
- Girders (including fasteners)		X			X		X		X
- Cross Girders		X			X		X		X
- Deck		X			X		X		X
- Coatings		X			X		X		X
14 General									
- Debris / Dirt Build-Up		X			X		X		X
- Impact Damage		X			X		X		X
- Excessive Movement / Vibration		X			X		X		X
- Dampness		X			X		X		X
- Ventholes		n/a			X		X		X

Released under RTI - DTMR

Routine Maintenance Inspection Report

B1/1

Structure Id 817 **Name** ----------

Inspection Date 19-OCT-2015

Inspection Elements *(Refer to bottom of form)	Problem (tick)		Location and Comments (include maintenance activity number)	Rectified		Mtce Required		Inspect Required	
	Y	N		Y	N	Y	N	Y	N
Miscellaneous									
15 Damage To Services									
- Fasteners/Brackets		X			X		X		X
- Pipe/Conduit		X			X		X		X
- Openings		X			X		X		X
16 Roadway Under Bridge									
- Delineation		X			X		X		X
- Barriers		X			X		X		X
- Road Drainage		X			X		X		X
Culverts									
17 Material Defects* In :									
- Walls		n/a			X		X		X
- Roofs		n/a			X		X		X
- Aprons		n/a			X		X		X
- Wingwalls / Headwalls		n/a			X		X		X
- Steel Culverts**		n/a			X		X		X
Large Traffic Management Signs									
18 Issues / Material Defects* In:									
- Footings		n/a			X		X		X
- Base Plates		n/a			X		X		X
- Columns / Column Trusses		n/a			X		X		X
- Beam / Beam Truss		n/a			X		X		X
- Sign Clips / Fasteners / Bridge Mounts		n/a			X		X		X
- Permanent Access Equipment		n/a			X		X		X
19 General									
- Deformation Of Columns / Beams		n/a			X		X		X
- Deformation Of Sign Face		n/a			X		X		X
- Sagging Of Overhead Span Members		n/a			X		X		X
- Rotation Of Supports From Plumb		n/a			X		X		X
- Obvious Mis-Alignment Of Members		n/a			X		X		X
- Issues With Mounted Devices		n/a			X		X		X
- Id Number Plate Visible		n/a			X		X		X
- Other		n/a			X		X		X

Material *	Defects Description
Concrete	Cracking, spalling, corrosion of reinforcement, drummy areas

Released under RTI - DTMR

Steel	Bending, buckling, cracking, distortion, loose bolts, rivets, corrosion, coating damage
Timber	Splitting, crushing, decay, infestation, loose bolts or pins
Masonry	Cracking, opening joints, mortar loss, bulging
Bituminous Surfacing	Cracking, crazing, breaking up, lifting off, rutting, pushing
Protective Coatings	Cracked, peeling, weathered
** Steel Culverts	Probe or sound culvert walls at normal water level, check for pitting or loss of culvert materi

General Comments

All components are performing satisfactorily. 39 spans.

Vermin Screen Comments

Security Measures Comments

Released under RTI - DTMR

Structure Maintenance Schedule

M1 | **Sheet** 1 of 2

Structure Id 817 **Name**
Crossing Name Pumicestone Channel **Alt. Name** Bribie Island Bridge
Structure Type Bridge **Owner** MR DEPARTMENT OF MAIN RO
Construction Type Girder/Beam **District** 407 North Coast
Construction Material Pre-Stressed Concrete **LGA Id** 250 MORETON BAY REGIONAI
Inspector **Date**

Inspection Level 1 [X] **2** [ ] **3** [ ] **Overall Condition Rating** **Underwater** [ ]
Vermin Screens [ ] **Security Measures** [ ]

Road Section Id	Description	S	Cway	S	Start RPC	Start Dist	End RPC	End Dist	TDist Start	TDist End

Inspector's Comments

All components are performing satisfactorily. 39 spans.

Steward's Comments

Vermin Screen Comments

Security Measures Comments

Total Maintenance Backlog Amount $

Released under RTI - DTMR

Structure Maintenance Schedule	M1	Sheet 2 of 2

Structure Id 817 **Name** _____

Inspection Date _____ **Inspection Level 1** [X] **2** [ ] **3** [ ]

Released under RTI - DTMR

Level 1
19 October 2016

Released under RTI - DTMR

Routine Maintenance Inspection Report

B1/1 | **Sheet** 1 Of 5

Structure Id	817	**Name**	
Crossing Name	Pumicestone Channel	**Alt. Name**	Bribie Island Bridge
Structure Type	Bridge	**Owner**	MR DEPARTMENT OF MAIN
Construction Type	Girder/Beam	**District**	407 North Coast
Construction Material	Pre-Stressed Concrete	**LGA Id**	250 MORETON BAY REGION
Inspector	Peter A Robertson	**Date**	19-OCT-2016
Date of Next Inspection		**Work Order Number**	

Inspection Level 1 **Programmed** [X] **Exceptional** [ ] **Permanent Standing Water** [ ]

Vermin Screens [ ] **Security Measures** [ ]

Road Section Id	Description	S	Cway	S	Start RPC	Start Dist	End RPC	End Dist	TDist Start	TDist End
126	CABOOLTURE - BR	C	1	C	5	0.000	5	0.839	18.220	19.059

Inspection Elements *(Refer to bottom of form)	Problem (tick) Y	Problem (tick) N	Location and Comments (include maintenance activity number)	Rectified Y	Rectified N	Mtce Required Y	Mtce Required N	Inspect Required Y	Inspect Required N
Approaches									
1 Signs And Delineation									
- Missing, Damaged, Obscured (Includes Id Plate)		X			X		X		X
2 Guardrail									
- Accident Damage		X			X		X		X
- Incorrect Alignment		X			X		X		X
- Connection To Bridge		X			X		X		X
- Delineators		n/a			X		X		X
3 Road Drainage									
- Blocked Inlets/Outlets		X			X		X		X
- Scour Of Outlets/Embankment		X			X		X		X
4 Road Surface									
- Material Defects* - Concrete		n/a			X		X		X
- Material Defects* - Surfacing		X			X		X		X
- Settlement, Depressions		X			X		X		X
- Rough Joint Transition		X			X		X		X
Grids									

Released under RTI - DTMR

Routine Maintenance Inspection Report

B1/1

Sheet 2 Of 5

Structure Id 817 **Name** ----------

Inspection Date 19-OCT-2016

Inspection Elements *(Refer to bottom of form)	Problem (tick)		Location and Comments (include maintenance activity number)	Rectified		Mtce Required		Inspect Required	
	Y	N		Y	N	Y	N	Y	N
Bridge Surface									
5 Bridge Surface									
- Material Defects* : Surfacing		n/a			X		X		X
- Material Defects* : Concrete		X			X		X		X
- Material Defects* : Timber		n/a			X		X		X
- Scuppers		X			X		X		X
6 Footpaths									
- Clean		X			X		X		X
- Even		X			X		X		X
7 Barriers									
- Impact Damage		X			X		X		X
- Loose/Damaged Fixings		X			X		X		X
- Loose Post Base		X			X		X		X
- Material Defects*		X			X		X		X
- Delineators		n/a			X		X		X
8 Expansion Joints									
- Loose/Damaged Fixings		n/a			X		X		X
- Damaged/Missing Seals		n/a			X		X		X
- Deck/Nosing/Ballast Wall Damage		X			X		X		X
- Obstructions In Gap		X			X		X		X
Waterway									
9 General									
- Trees Or Bushes Under Bridge		X			X		X		X
- Debris Against Structure		X			X		X		X
- Riverbank/Embankment Erosion		X			X		X		X
- Scour Holes In Bed		X			X		X		X
- Damaged Bed Protection		X			X		X		X

Released under RTI - DTMR

Routine Maintenance Inspection Report

B1/1

Structure Id 817 **Name** ----------

Inspection Date 19-OCT-2016

Inspection Elements *(Refer to bottom of form)	Problem (tick)		Location and Comments (include maintenance activity number)	Rectified		Mtce Required		Inspect Required	
	Y	N		Y	N	Y	N	Y	N
Substructure (Including Culvert Wingwalls)									
10 Material Defects*									
- Piles/Columns/Braces/Wales		X			X		X		X
- Footings/Pile Caps		n/a			X		X		X
- Walls/Stems		n/a			X		X		X
- Headstocks		X			X		X		X
11 General									
- Forward Movement Of Abutments/Wings		X			X		X		X
- Blocked Drains/Weepholes		X			X		X		X
- Debris On Shelf/Bearing		X			X		X		X
- Scour/Erosion Of Spillthrough		X			X		X		X
- Dampness/Leakage From Deck		X			X		X		X
- Substructure Protection (Over-Bridges)		n/a			X		X		X
12 Bearings									
- Gap Closed/Decks In Contact/Damaged		X			X		X		X
- Bearing Displaced / Damaged		X			X		X		X
- Poorly Seated		X			X		X		X
- Corroded / Seized / No Lubricant		X			X		X		X
Superstructure									
13 Material Defects*									
- Girders (including fasteners)		X			X		X		X
- Cross Girders		X			X		X		X
- Deck		X			X		X		X
- Coatings		X			X		X		X
14 General									
- Debris / Dirt Build-Up		X			X		X		X
- Impact Damage		X			X		X		X
- Excessive Movement / Vibration		X			X		X		X
- Dampness		X			X		X		X
- Ventholes		n/a			X		X		X

Released under RTI - DTMR

Routine Maintenance Inspection Report

B1/1

Structure Id 817 **Name** ----------

Inspection Date 19-OCT-2016

Inspection Elements *(Refer to bottom of form)	Problem (tick)		Location and Comments (include maintenance activity number)	Rectified		Mtce Required		Inspect Required	
	Y	N		Y	N	Y	N	Y	N
Miscellaneous									
15 Damage To Services									
- Fasteners/Brackets		X			X		X		X
- Pipe/Conduit		X			X		X		X
- Openings		n/a			X		X		X
16 Roadway Under Bridge									
- Delineation		n/a			X		X		X
- Barriers		n/a			X		X		X
- Road Drainage		n/a			X		X		X
Culverts									
17 Material Defects* In :									
- Walls		n/a			X		X		X
- Roofs		n/a			X		X		X
- Aprons		n/a			X		X		X
- Wingwalls / Headwalls		n/a			X		X		X
- Steel Culverts**		n/a			X		X		X
Large Traffic Management Signs									
18 Issues / Material Defects* In:									
- Footings		n/a			X		X		X
- Base Plates		n/a			X		X		X
- Columns / Column Trusses		n/a			X		X		X
- Beam / Beam Truss		n/a			X		X		X
- Sign Clips / Fasteners / Bridge Mounts		n/a			X		X		X
- Permanent Access Equipment		n/a			X		X		X
19 General									
- Deformation Of Columns / Beams		n/a			X		X		X
- Deformation Of Sign Face		n/a			X		X		X
- Sagging Of Overhead Span Members		n/a			X		X		X
- Rotation Of Supports From Plumb		n/a			X		X		X
- Obvious Mis-Alignment Of Members		n/a			X		X		X
- Issues With Mounted Devices		n/a			X		X		X
- Id Number Plate Visible		n/a			X		X		X
- Other		n/a			X		X		X

Material *	Defects Description
Concrete	Cracking, spalling, corrosion of reinforcement, drummy areas

Released under RTI - DTMR

Steel	Bending, buckling, cracking, distortion, loose bolts, rivets, corrosion, coating damage
Timber	Splitting, crushing, decay, infestation, loose bolts or pins
Masonry	Cracking, opening joints, mortar loss, bulging
Bituminous Surfacing	Cracking, crazing, breaking up, lifting off, rutting, pushing
Protective Coatings	Cracked, peeling, weathered
** Steel Culverts	Probe or sound culvert walls at normal water level, check for pitting or loss of culvert materi

General Comments

Fair condition

Vermin Screen Comments

Security Measures Comments

Released under RTI - DTMR

Structure Maintenance Schedule

M1 | **Sheet** 1 of 2

Structure Id 817 | **Name**
Crossing Name Pumicestone Channel | **Alt. Name** Bribie Island Bridge
Structure Type Bridge | **Owner** MR DEPARTMENT OF MAIN RO
Construction Type Girder/Beam | **District** 407 North Coast
Construction Material Pre-Stressed Concrete | **LGA Id** 250 MORETON BAY REGIONAI
Inspector | **Date**

Inspection Level 1 [X] **2** [ ] **3** [ ] **Overall Condition Rating** _____ **Underwater** [ ]
Vermin Screens [ ] **Security Measures** [ ]

Road Section Id	Description	S	Cway	S	Start RPC	Start Dist	End RPC	End Dist	TDist Start	TDist End

Inspector's Comments

Fair condition

Steward's Comments

Vermin Screen Comments

Security Measures Comments

Total Maintenance Backlog Amount $_____

Released under RTI - DTMR

Structure Maintenance Schedule	M1	Sheet 2 of 2

Structure Id 817 **Name** _____

Inspection Date _____ **Inspection Level 1** [X] **2** [ ] **3** [ ]

Released under RTI - DTMR

Level 1
10 October 2018

Released under RTI - DTMR

Routine Maintenance Inspection Report

B1/1 | **Sheet 1 Of 6**

Structure Id	817	**Name**	
Crossing Name	Pumicestone Channel	**Alt. Name**	Bribie Island Bridge
Structure Type	Bridge	**Owner**	MR DEPARTMENT OF MAIN
Construction Type	Girder/Beam	**District**	407 North Coast
Construction Material	Pre-Stressed Concrete	**LGA Id**	250 MORETON BAY REGION
Inspector	Peter A Robertson	**Date**	10-OCT-2018
Date of Next Inspection		**Work Order Number**	

Inspection Level 1 **Programmed** [X] **Exceptional** [ ] **Permanent Standing Water** [ ]

Vermin Screens [ ] **Security Measures** [ ]

Road Section Id	Description	S	Cway	S	Start RPC	Start Dist	End RPC	End Dist	TDist Start	TDist End
126	CABOOLTURE - BR	C	1	C	5	0.000	5	0.839	18.220	19.059

Inspection Elements *(Refer to bottom of form)	Problem (tick) Y	Problem (tick) N	Location and Comments (include maintenance activity number)	Rectified Y	Rectified N	Mtce Required Y	Mtce Required N	Inspect Required Y	Inspect Required N
Approaches									
1 Signs And Delineation									
- Missing, Damaged, Obscured (Includes Id Plate)		X			X		X		X
2 Guardrail									
- Accident Damage		X			X		X		X
- Incorrect Alignment		X			X		X		X
- Connection To Bridge		n/a			X		X		X
- Delineators		n/a			X		X		X
3 Road Drainage									
- Blocked Inlets/Outlets		X			X		X		X
- Scour Of Outlets/Embankment		X			X		X		X
4 Road Surface									
- Material Defects* - Concrete		n/a			X		X		X
- Material Defects* - Surfacing		X			X		X		X
- Settlement, Depressions		X			X		X		X
- Rough Joint Transition		X			X		X		X

Released under RTI - DTMR

Routine Maintenance Inspection Report

B1/1

Structure Id 817 **Name** ----------

Inspection Date 10-OCT-2018

Inspection Elements *(Refer to bottom of form)	Problem (tick)		Location and Comments (include maintenance activity number)	Rectified		Mtce Required		Inspect Required	
	Y	N		Y	N	Y	N	Y	N
Grids									
20 Issues / Material Defects* In:									
- Silting (0 - 100%)		n/a			X		X		X
- Warning Signs (Y / N)		n/a			X		X		X
- Guide Posts (Y / N)		n/a			X		X		X
- Hazard Markers (Y / N)		n/a			X		X		X
- Fence Type		n/a			X		X		X
- Grid Width (1 / 2 / 3)		n/a			X		X		X
- Approach Geometry (1 / 2 / 3)		n/a			X		X		X
- Approach Visibility (1 / 2 / 3)		n/a			X		X		X
- Grid Condition (1 / 2 / 5 / 10)		n/a			X		X		X
- Abutment Condition (1 / 2 / 5)		n/a			X		X		X
- General		n/a			X		X		X
Bridge Surface									
5 Bridge Surface									
- Material Defects* : Surfacing		n/a			X		X		X
- Material Defects* : Concrete		X			X		X		X
- Material Defects* : Timber		n/a			X		X		X
- Scuppers		X			X		X		X
6 Footpaths									
- Clean		X			X		X		X
- Even		X			X		X		X
7 Barriers									
- Impact Damage		X			X		X		X
- Loose/Damaged Fixings		X			X		X		X
- Loose Post Base		X			X		X		X
- Material Defects*		X			X		X		X
- Delineators		n/a			X		X		X
8 Expansion Joints									
- Loose/Damaged Fixings		n/a			X		X		X
- Damaged/Missing Seals		n/a			X		X		X
- Deck/Nosing/Ballast Wall Damage		X			X		X		X
- Obstructions In Gap		X			X		X		X

Released under RTI - DTMR

Routine Maintenance Inspection Report

B1/1

Structure Id 817 **Name** ----------

Inspection Date 10-OCT-2018

Inspection Elements *(Refer to bottom of form)	Problem (tick)		Location and Comments (include maintenance activity number)	Rectified		Mtce Required		Inspect Required	
	Y	N		Y	N	Y	N	Y	N
Waterway									
9 General									
- Trees Or Bushes Under Bridge		X			X		X		X
- Debris Against Structure		X			X		X		X
- Riverbank/Embankment Erosion		X			X		X		X
- Scour Holes In Bed		X			X		X		X
- Damaged Bed Protection		X			X		X		X
Substructure (Including Culvert Wingwalls)									
10 Material Defects*									
- Piles/Columns/Braces/Wales		X			X		X		X
- Footings/Pile Caps		n/a			X		X		X
- Walls/Stems		n/a			X		X		X
- Headstocks		X			X		X		X
11 General									
- Forward Movement Of Abutments/Wings		X			X		X		X
- Blocked Drains/Weepholes		X			X		X		X
- Debris On Shelf/Bearing		X			X		X		X
- Scour/Erosion Of Spillthrough		X			X		X		X
- Dampness/Leakage From Deck		X			X		X		X
- Substructure Protection (Over-Bridges)		n/a			X		X		X
12 Bearings									
- Gap Closed/Decks In Contact/Damaged		X			X		X		X
- Bearing Displaced / Damaged		X			X		X		X
- Poorly Seated		X			X		X		X
- Corroded / Seized / No Lubricant		n/a			X		X		X

Released under RTI - DTMR

Routine Maintenance Inspection Report

B1/1

Sheet 4 Of 6

Structure Id 817 **Name** ----------

Inspection Date 10-OCT-2018

Inspection Elements *(Refer to bottom of form)	Problem (tick)		Location and Comments (include maintenance activity number)	Rectified		Mtce Required		Inspect Required	
	Y	N		Y	N	Y	N	Y	N
Superstructure									
13 Material Defects*									
- Girders (including fasteners)		X			X		X		X
- Cross Girders		X			X		X		X
- Deck		X			X		X		X
- Coatings		X			X		X		X
14 General									
- Debris / Dirt Build-Up		X			X		X		X
- Impact Damage		X			X		X		X
- Excessive Movement / Vibration		X			X		X		X
- Dampness		X			X		X		X
- Ventholes		n/a			X		X		X
Miscellaneous									
15 Damage To Services									
- Fasteners/Brackets		X			X		X		X
- Pipe/Conduit		X			X		X		X
- Openings		n/a			X		X		X
16 Roadway Under Bridge									
- Delineation		n/a			X		X		X
- Barriers		n/a			X		X		X
- Road Drainage		n/a			X		X		X
Culverts									
17 Material Defects* In :									
- Walls		n/a			X		X		X
- Roofs		n/a			X		X		X
- Aprons		n/a			X		X		X
- Wingwalls / Headwalls		n/a			X		X		X
- Steel Culverts**		n/a			X		X		X

Released under RTI - DTMR

Routine Maintenance Inspection Report

B1/1

Sheet 5 Of 6

Structure Id 817 **Name** ----------

Inspection Date 10-OCT-2018

Inspection Elements *(Refer to bottom of form)	Problem (tick)		Location and Comments (include maintenance activity number)	Rectified		Mtce Required		Inspect Required	
	Y	N		Y	N	Y	N	Y	N
Large Traffic Management Signs									
18 Issues / Material Defects* In:									
- Footings		n/a			X		X		X
- Base Plates		n/a			X		X		X
- Columns / Column Trusses		n/a			X		X		X
- Beam / Beam Truss		n/a			X		X		X
- Sign Clips / Fasteners / Bridge Mounts		n/a			X		X		X
- Permanent Access Equipment		n/a			X		X		X
19 General									
- Deformation Of Columns / Beams		n/a			X		X		X
- Deformation Of Sign Face		n/a			X		X		X
- Sagging Of Overhead Span Members		n/a			X		X		X
- Rotation Of Supports From Plumb		n/a			X		X		X
- Obvious Mis-Alignment Of Members		n/a			X		X		X
- Issues With Mounted Devices		n/a			X		X		X
- Id Number Plate Visible		n/a			X		X		X
- Other		n/a			X		X		X

Material *	Defects Description
Concrete	Cracking, spalling, corrosion of reinforcement, drummy areas
Steel	Bending, buckling, cracking, distortion, loose bolts, rivets, corrosion, coating damage
Timber	Splitting, crushing, decay, infestation, loose bolts or pins
Masonry	Cracking, opening joints, mortar loss, bulging
Bituminous Surfacing	Cracking, crazing, breaking up, lifting off, rutting, pushing
Protective Coatings	Cracked, peeling, weathered
** Steel Culverts	Probe or sound culvert walls at normal water level, check for pitting or loss of culvert materi

Released Under RTI - DTMR

Routine Maintenance Inspection Report	B1/1	Sheet 6 Of 6

General Comments

Fair condition 38 spans

Vermin Screen Comments

Security Measures Comments

Released under RTI - DTMR

Structure Maintenance Schedule

M1 | **Sheet** 1 of 2

Structure Id 817 | **Name**
Crossing Name Pumicestone Channel | **Alt. Name** Bribie Island Bridge
Structure Type Bridge | **Owner** MR DEPARTMENT OF MAIN RO
Construction Type Girder/Beam | **District** 407 North Coast
Construction Material Pre-Stressed Concrete | **LGA Id** 250 MORETON BAY REGIONAI
Inspector | **Date**

Inspection Level 1 [X] **2** [ ] **3** [ ] **Overall Condition Rating** _____ **Underwater** [ ]
Vermin Screens [ ] **Security Measures** [ ]

Road Section Id	Description	S	Cway	S	Start RPC	Start Dist	End RPC	End Dist	TDist Start	TDist End

Inspector's Comments

Fair condition 38 spans

Steward's Comments

Vermin Screen Comments

Security Measures Comments

Total Maintenance Backlog Amount $_____

Released under RTI - DTMR

Structure Maintenance Schedule	M1	Sheet 2 of 2

Structure Id 817 **Name** _____

Inspection Date _____ **Inspection Level 1** [X] **2** [ ] **3** [ ]

Released under RTI - DTMR

Level 1
18 October 2019

Released under RTI - DTMR

Routine Maintenance Inspection Report

B1/1 | **Sheet** 1 Of 6

Structure Id	817	**Name**	
Crossing Name	Pumicestone Channel	**Alt. Name**	Bribie Island Bridge
Structure Type	Bridge	**Owner**	MR DEPARTMENT OF MAIN
Construction Type	Girder/Beam	**District**	407 North Coast
Construction Material	Pre-Stressed Concrete	**LGA Id**	250 MORETON BAY REGION
Inspector	Karlin R Waerea	**Date**	18-OCT-2019
Date of Next Inspection		**Work Order Number**	

Inspection Level 1 **Programmed** [X] **Exceptional** [ ] **Permanent Standing Water** [ ]

Vermin Screens [ ] **Security Measures** [ ]

Road Section Id	Description	S	Cway	S	Start RPC	Start Dist	End RPC	End Dist	TDist Start	TDist End
126	CABOOLTURE - BR	C	1	C	5	0.000	5	0.839	18.220	19.059

Inspection Elements *(Refer to bottom of form)	Problem (tick) Y	Problem (tick) N	Location and Comments (include maintenance activity number)	Rectified Y	Rectified N	Mtce Required Y	Mtce Required N	Inspect Required Y	Inspect Required N
Approaches									
1 Signs And Delineation									
- Missing, Damaged, Obscured (Includes Id Plate)		X			X		X		X
2 Guardrail									
- Accident Damage		X			X		X		X
- Incorrect Alignment		X			X		X		X
- Connection To Bridge		X			X		X		X
- Delineators		X			X		X		X
3 Road Drainage									
- Blocked Inlets/Outlets		X			X		X		X
- Scour Of Outlets/Embankment		X			X		X		X
4 Road Surface									
- Material Defects* - Concrete		n/a			X		X		X
- Material Defects* - Surfacing		X			X		X		X
- Settlement, Depressions		X			X		X		X
- Rough Joint Transition		X			X		X		X

Released under RTI - DTMR

Routine Maintenance Inspection Report

B1/1

Structure Id 817 **Name** ----------

Inspection Date 18-OCT-2019

Inspection Elements *(Refer to bottom of form)	Problem (tick)		Location and Comments (include maintenance activity number)	Rectified		Mtce Required		Inspect Required	
	Y	N		Y	N	Y	N	Y	N
Grids									
20 Issues / Material Defects* In:									
- Silting (0 - 100%)		n/a			X		X		X
- Warning Signs (Y / N)		n/a			X		X		X
- Guide Posts (Y / N)		n/a			X		X		X
- Hazard Markers (Y / N)		n/a			X		X		X
- Fence Type		n/a			X		X		X
- Grid Width (1 / 2 / 3)		n/a			X		X		X
- Approach Geometry (1 / 2 / 3)		n/a			X		X		X
- Approach Visibility (1 / 2 / 3)		n/a			X		X		X
- Grid Condition (1 / 2 / 5 / 10)		n/a			X		X		X
- Abutment Condition (1 / 2 / 5)		n/a			X		X		X
- Suggested Action		n/a			X		X		X
- General		n/a			X		X		X
Bridge Surface									
5 Bridge Surface									
- Material Defects* : Surfacing		X			X		X		X
- Material Defects* : Concrete		X			X		X		X
- Material Defects* : Timber		n/a			X		X		X
- Scuppers		X			X		X		X
6 Footpaths									
- Clean		X			X		X		X
- Even		X			X		X		X
7 Barriers									
- Impact Damage		X			X		X		X
- Loose/Damaged Fixings		X			X		X		X
- Loose Post Base		X			X		X		X
- Material Defects*		X			X		X		X
- Delineators		X			X		X		X
8 Expansion Joints									
- Loose/Damaged Fixings		X			X		X		X
- Damaged/Missing Seals		X			X		X		X
- Deck/Nosing/Ballast Wall Damage		X			X		X		X
- Obstructions In Gap		X			X		X		X

Released under RTI - DTMR

Routine Maintenance Inspection Report

B1/1

Structure Id 817 **Name** ----------

Inspection Date 18-OCT-2019

Inspection Elements *(Refer to bottom of form)	Problem (tick)		Location and Comments (include maintenance activity number)	Rectified		Mtce Required		Inspect Required	
	Y	N		Y	N	Y	N	Y	N
Waterway									
9 General									
- Trees Or Bushes Under Bridge		X			X		X		X
- Debris Against Structure		X			X		X		X
- Riverbank/Embankment Erosion		X			X		X		X
- Scour Holes In Bed		X			X		X		X
- Damaged Bed Protection		X			X		X		X
Substructure (Including Culvert Wingwalls)									
10 Material Defects*									
- Piles/Columns/Braces/Wales		X			X		X		X
- Footings/Pile Caps		X			X		X		X
- Walls/Stems		X			X		X		X
- Headstocks		X			X		X		X
11 General									
- Forward Movement Of Abutments/Wings		X			X		X		X
- Blocked Drains/Weepholes		X			X		X		X
- Debris On Shelf/Bearing		X			X		X		X
- Scour/Erosion Of Spillthrough		X			X		X		X
- Dampness/Leakage From Deck		X			X		X		X
- Substructure Protection (Over-Bridges)		n/a			X		X		X
12 Bearings									
- Gap Closed/Decks In Contact/Damaged		X			X		X		X
- Bearing Displaced / Damaged		X			X		X		X
- Poorly Seated		X			X		X		X
- Corroded / Seized / No Lubricant		n/a			X		X		X

Released under RTI - DTMR

Routine Maintenance Inspection Report

B1/1

Sheet 4 Of 6

Structure Id 817 **Name** ----------

Inspection Date 18-OCT-2019

Inspection Elements *(Refer to bottom of form)	Problem (tick)		Location and Comments (include maintenance activity number)	Rectified		Mtce Required		Inspect Required	
	Y	N		Y	N	Y	N	Y	N
Superstructure									
13 Material Defects*									
- Girders (including fasteners)		X			X		X		X
- Cross Girders		X			X		X		X
- Deck		X			X		X		X
- Coatings		X			X		X		X
14 General									
- Debris / Dirt Build-Up		X			X		X		X
- Impact Damage		X			X		X		X
- Excessive Movement / Vibration		X			X		X		X
- Dampness		X			X		X		X
- Ventholes		n/a			X		X		X
Miscellaneous									
15 Damage To Services									
- Fasteners/Brackets		X			X		X		X
- Pipe/Conduit		X			X		X		X
- Openings		X			X		X		X
16 Roadway Under Bridge									
- Delineation		n/a			X		X		X
- Barriers		n/a			X		X		X
- Road Drainage		n/a			X		X		X
Culverts									
17 Material Defects* In :									
- Walls		n/a			X		X		X
- Roofs		n/a			X		X		X
- Aprons		n/a			X		X		X
- Wingwalls / Headwalls		n/a			X		X		X
- Steel Culverts**		n/a			X		X		X

Released under RTI - DTMR

Routine Maintenance Inspection Report

B1/1

Sheet 5 Of 6

Structure Id 817 **Name** ----------

Inspection Date 18-OCT-2019

Inspection Elements *(Refer to bottom of form)	Problem (tick)		Location and Comments (include maintenance activity number)	Rectified		Mtce Required		Inspect Required	
	Y	N		Y	N	Y	N	Y	N
Large Traffic Management Signs									
18 Issues / Material Defects* In:									
- Footings		n/a			X		X		X
- Base Plates		n/a			X		X		X
- Columns / Column Trusses		n/a			X		X		X
- Beam / Beam Truss		n/a			X		X		X
- Sign Clips / Fasteners / Bridge Mounts		n/a			X		X		X
- Permanent Access Equipment		n/a			X		X		X
19 General									
- Deformation Of Columns / Beams		n/a			X		X		X
- Deformation Of Sign Face		n/a			X		X		X
- Sagging Of Overhead Span Members		n/a			X		X		X
- Rotation Of Supports From Plumb		n/a			X		X		X
- Obvious Mis-Alignment Of Members		n/a			X		X		X
- Issues With Mounted Devices		n/a			X		X		X
- Id Number Plate Visible		n/a			X		X		X
- Other		n/a			X		X		X

Material *	Defects Description
Concrete	Cracking, spalling, corrosion of reinforcement, drummy areas
Steel	Bending, buckling, cracking, distortion, loose bolts, rivets, corrosion, coating damage
Timber	Splitting, crushing, decay, infestation, loose bolts or pins
Masonry	Cracking, opening joints, mortar loss, bulging
Bituminous Surfacing	Cracking, crazing, breaking up, lifting off, rutting, pushing
Protective Coatings	Cracked, peeling, weathered
** Steel Culverts	Probe or sound culvert walls at normal water level, check for pitting or loss of culvert materi

Released Under RTI - DTMR

Routine Maintenance Inspection Report	B1/1	Sheet 6 Of 6

General Comments

Structure is in good condition and is performing satisfactorily.

Vermin Screen Comments

Security Measures Comments

Released under RTI - DTMR

Structure Maintenance Schedule

M1

Structure Id 817 Name

Crossing Name Pumicestone Channel Alt. Name Bribie Island Bridge

Structure Type Bridge Owner MR DEPARTMENT OF MAIN RO

Construction Type Girder/Beam District 407 North Coast

Construction Material Pre-Stressed Concrete LGA Id 250 MORETON BAY REGIONAI

Inspector Date

Inspection Level 1 [X] 2 [ ] 3 [ ] Overall Condition Rating Underwater [ ]

Vermin Screens [ ] Security Measures [ ]

Road Section Id	Description	S	Cway	S	Start RPC	Start Dist	End RPC	End Dist	TDist Start	TDist End

Inspector's Comments

Structure is in good condition and is performing satisfactorily.

Steward's Comments

Vermin Screen Comments

Security Measures Comments

Total Maintenance Backlog Amount $

Released under RTI - DTMR

Structure Maintenance Schedule	M1	Sheet 2 of 2

Structure Id 817 **Name** _____

Inspection Date _____ **Inspection Level 1** [X] **2** [ ] **3** [ ]

Released under RTI - DTMR

Level 2
18 December 2011

Released under RTI - DTMR

Structure Condition Inspection Report

B2/1

Structure Id	817	**Name**	
Crossing Name	Pumicestone Channel	**Alt. Name**	Bribie Island Bridge
Structure Type	Bridge	**Owner**	MR DEPARTMENT OF MAIN RO
Construction Type	Girder/Beam	**District**	407 North Coast
Construction Material	Pre-Stressed Concrete	**LGA Id**	250 MORETON BAY REGIONAI
Inspector	Peter A Robertson	**Date**	18-DEC-2011

Inspection Level 2 [X] **Programmed** [X] **Undersize Components** [ ]
Level 3 [ ] **Exceptional** [ ] **Underwater** [ ]

Road Section Id	Description	S	Cway	S	Start RPC	Start Dist	End RPC	End Dist	TDist Start	TDist End
126	CABOOLTURE - BR	C	1	C	5	0.000	5	0.839	18.220	19.059

Overall Ratings	1	2	3	4	5	Comments
Original Structure (O)			X			
Most neoprene pads either splitting bulging or both. Some bearings require replacement. Areas of spalling throughout structure . P1 P1 up to .5mm wide crack.Underwater Inspection completed on 17-MAY-2013. Adjustments made.(P9,P3).No other significant changes to make.Report and video in Inspection Pics.Other Photos available in Project Files; Underwater Inspections.						
Widening Left (W L 1)	X					

Widening (WLn, WRn), Lengthening (L1, L2), Raised (Ra), Redecked (Re), Shortening (S1, S2), Strengthening (St)

Released under RTI - DTMR

Structure Id 817 **Name** _____

Inspection Date 18-DEC-2011 **Inspection Level 2** [X] **Level 3** [ ] **Underwater** [ ]

Component Location				Exposure Class	Quantity	Unit	Quantity Per Condition State				Maintenance Reqd	Comments
Modification	Group	Component	Standard				1	2	3	4		* Location of item/condition * Description of defects by location type, magnitude,extent * References of sketches and photos (Roll/Exposure Nos)
O	AP1	AP	70 O	4	1.0	EACH			1.0			
Pavement pot-holing approx 0.5m2 side 1 and cracking transversely <3-4mm wide at start of relieving-slab. Relieving-slab appears to have slight rotatation under traffic. Recomend stabilising relieving-slab and repairing pavement. See photo 47.												
O	AP1	GR	72 S	4	1.0	EACH				1.0		
Guardrail not to AS/NZS 3845 standards, not connected to structure, average height 580mm and no end treatment, replace. See Photo 46.												
O	AP1	GR	72 O	4	2.0	EACH	1.0	1.0			X	Mesh fence side 1 of walkway not connected at base of posts, see photo 45 in Insp Pics.
O	AP1	GR	72 T	4	1.0	EACH				1.0		
Side 2 of Approach only; not to AS/NZS 3845,entirely timber, replace, see photo 44.												
O	AP1	FY	4 C	4	50.0	LINM	50.0					
O	AP1	PRO	53 O	4	50.0	M2	50.0					
O	A1	K	3 C	4	6.2	LINM	6.2					
O	A1	BR	2 C	4	1.1	LINM	1.1					
O	A1	J1	11 O	4	1.8	LINM		1.8				Minor splitting on top surface of all 3 rubber seals.
O	A1	J1	13 O	4	5.5	LINM	5.5					
O	S1	BR	2 C	4	43.9	LINM		43.9			X	Protective coating no longer effective, recomend repaint. See photo 48 in Insp Pics as reference for all spans.
O	S1	FY	4 C	4	21.9	LINM	21.9					
O	S1	BR	2 O	4	21.8	LINM	21.8					
O	S1	K	3 C	4	65.8	LINM	65.8					
O	S1	WS	1 C	4	160.0	M2		160.0			X	
Minor-moderate map and transverse cracking <1mm throughout. Excess road material has collected along kerb. See Photos 50,57,63,67,74,75 in Insp Pics as reference for all spans.												
O	P1	J1	11 O	4	1.8	LINM		1.8				Minor splitting top surface on all 3 elastomeric seals.
O	P1	J2	13 O	4	5.5	LINM	5.5					
O	S2	BR	2 C	4	43.9	LINM		43.9			X	Protective coating no longer effective, recomend repaint. See photo 48 in Insp Pics as reference for all spans.
O	S2	FY	4 C	4	21.9	LINM	21.9					
O	S2	BR	2 O	4	21.9	LINM	21.9					
O	S2	K	3 C	4	65.8	LINM	65.8					
O	S2	WS	1 C	4	106.5	M2		106.5			X	
Minor-moderate map and transverse cracking <1mm throughout. Excess road material has collected along kerb. See Photos 50,57,63,67,74,75 in Insp Pics as reference for all spans.												
O	P2	J1	11 O	4	1.8	LINM		1.2	0.6			
Middle seal has moderate splitting on top surface, monitor, photo 49.												
O	P2	J2	13 O	4	5.5	LINM	5.5					

Released under RTI - DTMR

Structure Id 817 **Name** _____

Inspection Date 18-DEC-2011 **Inspection Level 2** [X] **Level 3** [ ] **Underwater** [ ]

Component Location				Exposure Class	Quantity	Unit	Quantity Per Condition State				Maintenance Reqd	Comments
Modification	Group	Component	Standard				1	2	3	4		* Location of item/condition * Description of defects by location type, magnitude,extent * References of sketches and photos (Roll/Exposure Nos)
O	S3	BR	2 C	4	43.9	LINM		43.9			X	Protective coating no longer effective, recomend repaint. See photo 48 in Insp Pics as reference for all spans.
O	S3	FY	4 C	4	21.9	LINM	21.9					
O	S3	BR	2 O	4	21.9	LINM	21.9					
O	S3	K	3 C	4	65.8	LINM	65.8					
O	S3	WS	1 C	4	160.5	M2		160.5			X	
Minor-moderate map and transverse cracking <1mm throughout. Excess road material has collected along kerb. See Photos 50,57,63,67,74,75 in Insp Pics as reference for all spans.												
O	P3	J1	11 O	4	1.8	LINM	0.6		1.2			Moderate splitting in seal 1 and bulging/twisting in seal 3, monitor both, see photos 51,52.
O	P3	J2	13 O	4	5.5	LINM	5.5					
O	S4	BR	2 C	4	43.9	LINM		43.9			X	Protective coating no longer effective, recomend repaint. See photo 48 in Insp Pics as reference for all spans.
O	S4	FY	4 C	4	21.9	LINM	21.9					
O	S4	BR	2 O	4	21.9	LINM	21.7	0.2				
Traffic damage at top of 2 posts, see photo 53 in Insp Pics.												
O	S4	K	3 C	4	65.8	LINM	65.8					
O	S4	WS	1 C	4	160.5	M2		160.5			X	
Minor-moderate map and transverse cracking <1mm throughout. Excess road material has collected along kerb. See Photos 50,57,63,67,74,75 in Insp Pics as reference for all spans.												
O	P4	J1	11 O	4	1.8	LINM			1.8			
Moderate splitting on top surface of all 3 seals, see photos 54,55, monitor.												
O	P4	J2	13 O	4	5.5	LINM	5.5					
O	S5	BR	2 C	4	43.9	LINM		43.9			X	Protective coating no longer effective, recomend repaint. See photo 48 in Insp Pics as reference for all spans.
O	S5	FY	4 C	4	21.9	LINM	21.9					
O	S5	BR	2 O	4	21.9	LINM	21.8	0.1				Minor traffic damage to 1 post at top.
O	S5	K	3 C	4	65.8	LINM	65.8					
O	S5	WS	1 C	4	160.5	M2		160.5			X	
Minor-moderate map and transverse cracking <1mm throughout. Excess road material has collected along kerb. See Photos 50,57,63,67,74,75 in Insp Pics as reference for all spans.												
O	P5	J1	11 O	4	1.8	LINM		1.2	0.6			Moderate splits top of seal 3, monitor, photo 56.
O	P5	J2	13 O	4	5.5	LINM	5.5					
O	S6	BR	2 C	4	43.9	LINM		43.9			X	Protective coating no longer effective, recomend repaint. See photo 48 in Insp Pics as reference for all spans.
O	S6	FY	4 C	4	21.9	LINM	21.9					
O	S6	BR	2 O	4	21.9	LINM	21.9					
O	S6	K	3 C	4	65.8	LINM	65.8					

Released under RTI - DTMR

Structure Id 817 **Name** _____

Inspection Date 18-DEC-2011 **Inspection Level 2** [X] **Level 3** [ ] **Underwater** [ ]

Component Location				Exposure Class	Quantity	Unit	Quantity Per Condition State				Maintenance Reqd	Comments
Modification	Group	Component	Standard				1	2	3	4		* Location of item/condition * Description of defects by location type, magnitude,extent * References of sketches and photos (Roll/Exposure Nos)
O	S6	WS	1 C	4	160.5	M2		160.5			X	
Minor-moderate map and transverse cracking <1mm throughout. Excess road material has collected along kerb. See Photos 50,57,63,67,74,75 in Insp Pics as reference for all spans.												
O	P6	J1	11 O	4	1.8	LINM		0.6	1.2			
Moderate splits top surface on seals 2 and 3, monitor.												
O	P6	J2	13 O	4	5.5	LINM	5.5					
O	S7	BR	2 C	4	43.9	LINM		43.9				Protective coating no longer effective, recomend repaint. See photo 48 in Insp Pics as reference for all spans.
O	S7	FY	4 C	4	21.9	LINM	21.9					
O	S7	BR	2 O	4	21.9	LINM	21.9					
O	S7	K	3 C	4	65.8	LINM	65.8					
O	S7	WS	1 C	4	160.5	M2		160.5			X	
Minor-moderate map and transverse cracking <1mm throughout. Excess road material has collected along kerb. See Photos 50,57,63,67,74,75 in Insp Pics as reference for all spans.												
O	P7	J1	11 O	4	1.8	LINM		1.2	0.6			Moderate splits in top of seal 2, monitor, photo 58.
O	P7	J2	13 O	4	5.5	LINM	5.5					
O	S8	BR	2 C	4	43.9	LINM		43.9			X	Protective coating no longer effective, recomend repaint. See photo 48 in Insp Pics as reference for all spans.
O	S8	FY	4 C	4	21.9	LINM	21.9					
O	S8	BR	2 O	4	21.9	LINM	21.9					
O	S8	K	3 C	4	65.8	LINM	65.8					
O	S8	WS	1 C	4	160.5	M2		160.5			X	
Minor-moderate map and transverse cracking <1mm throughout. Excess road material has collected along kerb. See Photos 50,57,63,67,74,75 in Insp Pics as reference for all spans.												
O	P8	J1	11 O	4	1.8	LINM		0.6	1.2			Moderate splits top surface of seals 2 and 3, monitor, see photo 59.
O	P8	J2	13 O	4	5.5	LINM	5.5					
O	S9	BR	2 C	4	43.9	LINM		43.9			X	Protective coating no longer effective, recomend repaint. See photo 48 in Insp Pics as reference for all spans.
O	S9	FY	4 C	4	21.9	LINM	21.9					
O	S9	BR	2 O	4	21.9	LINM	21.9					
O	S9	K	3 C	4	65.8	LINM	65.8					
O	S9	WS	1 C	4	160.5	M2		160.5			X	
Minor-moderate map and transverse cracking <1mm throughout. Excess road material has collected along kerb. See Photos 50,57,63,67,74,75 in Insp Pics as reference for all spans.												
O	P9	J1	11 O	4	1.8	LINM		1.8				Minor splitting in all seals along top surface.
O	P9	J1	13 O	4	5.5	LINM	5.5					
WL1	S10	BR	2 S	4	5.5	LINM	5.5					

Released under RTI - DTMR

Structure Id 817 **Name** _____

Inspection Date 18-DEC-2011 **Inspection Level 2** [X] **Level 3** [ ] **Underwater** [ ]

Component Location				Exposure Class	Quantity	Unit	Quantity Per Condition State				Maintenance Reqd	Comments
Modification	Group	Component	Standard				1	2	3	4		* Location of item/condition * Description of defects by location type, magnitude,extent * References of sketches and photos (Roll/Exposure Nos)
WL1	S10	K	3 C	4	5.5	LINM	5.5					
WL1	S10	FY	4 C	4	3.0	LINM	3.0					
O	S10	BR	2 C	4	38.4	LINM		38.4			X	Protective coating no longer effective, recomend repaint. See photo 48 in Insp Pics as reference for all spans.
O	S10	FY	4 C	4	21.9	LINM	21.9					
O	S10	BR	2 O	4	21.9	LINM	21.9					
O	S10	K	3 C	4	65.8	LINM	65.8					
O	S10	WS	1 O	4	160.5	M2		160.5			X	Minor-moderate map and transverse cracking <1mm throughout. Excess road material has collected along kerb. See Photos 50,57,63,67,74,75 in Insp Pics as reference for all spans.
O	P10	J1	11 O	4	1.8	LINM			1.8			Moderate splits at top on all 3 seals, monitor. See photo 60.
O	P10	J2	13 O	4	5.5	LINM	5.5					
O	S11	BR	2 C	4	43.9	LINM		43.9			X	Protective coating no longer effective, recomend repaint. See photo 48 in Insp Pics as reference for all spans.
O	S11	FY	4 C	4	21.9	LINM	21.9					
O	S11	BR	2 O	4	21.9	LINM	21.9					
O	S11	K	3 C	4	65.8	LINM	65.8					
O	S11	WS	1 O	4	160.5	M2		160.5			X	Minor-moderate map and transverse cracking <1mm throughout. Excess road material has collected along kerb. See Photos 50,57,63,67,74,75 in Insp Pics as reference for all spans.
O	P11	J1	11 O	4	1.8	LINM		0.6	1.2			Rubber joints 2,3 have moderate splits on top surface, monitor, photo 61.
O	P11	J2	13 O	4	5.5	LINM	5.5					
O	S12	BR	2 C	4	43.9	LINM		43.9			X	Protective coating no longer effective, recomend repaint. See photo 48 in Insp Pics as reference for all spans.
O	S12	FY	4 C	4	21.9	LINM	21.9					
O	S12	BR	2 O	4	21.9	LINM	21.9					
O	S12	K	3 C	4	65.5	LINM	65.5					
O	S12	WS	1 C	4	160.5	M2		160.5			X	Minor-moderate map and transverse cracking <1mm throughout. Excess road material has collected along kerb. See Photos 50,57,63,67,74,75 in Insp Pics as reference for all spans.
O	P12	J1	11 O	4	1.8	LINM		1.2	0.6			Rubber joint No. 2 has moderate splits top surface, monitor, Photo 62.
O	P12	J2	13 O	4	5.5	LINM	5.5					
O	S13	BR	2 C	4	43.9	LINM		43.9			X	Protective coating no longer effective, recomend repaint. See photo 48 in Insp Pics as reference for all spans.
O	S13	FY	4 C	4	21.9	LINM	21.9					
O	S13	BR	2 O	4	21.9	LINM	21.9					

Released under RTI - DTMR

Structure Id 817 **Name** _____

Inspection Date 18-DEC-2011 **Inspection Level 2** [X] **Level 3** [ ] **Underwater** [ ]

Component Location				Exposure Class	Quantity	Unit	Quantity Per Condition State				Maintenance Reqd	Comments
Modification	Group	Component	Standard				1	2	3	4		* Location of item/condition * Description of defects by location type, magnitude,extent * References of sketches and photos (Roll/Exposure Nos)
O	S13	K	3 C	4	65.8	LINM	65.8					
O	S13	WS	1 C	4	160.5	M2		160.5			X	
Minor-moderate map and transverse cracking <1mm throughout. Excess road material has collected along kerb. See Photos 50,57,63,67,74,75 in Insp Pics as reference for all spans.												
O	P13	J1	11 O	4	1.8	LINM		0.6	1.2			Rubber joints 1 and 3 have moderate splits top surface, monitor, see photo 64.
O	P13	J2	13 O	4	5.5	LINM	5.5					
O	S14	BR	2 C	4	43.9	LINM		43.6	0.3			
Side 2 post No.6 spalling at top, exposed steel. Clean steel and reinstate mortar, approx 0.2m2, see photo 65. Protective coating failing throughout.												
O	S14	FY	4 C	4	21.9	LINM	21.9					
O	S14	BR	2 O	4	21.9	LINM	21.9					
O	S14	K	3 C	4	65.8	LINM	65.8					
O	S14	WS	1 C	4	160.5	M2		160.5			X	
Minor-moderate map and transverse cracking <1mm throughout. Excess road material has collected along kerb. See Photos 50,57,63,67,74,75 in Insp Pics as reference for all spans.												
O	P14	J1	11 O	4	1.8	LINM		1.2	0.6			Rubber joint No.3 has moderate split and tearing at top, monitor, see photo 66.
O	P14	J2	13 O	4	5.5	LINM	5.5					
O	S15	BR	2 C	4	43.9	LINM		43.9			X	Protective coating no longer effective, recomend repaint. See photo 48 in Insp Pics as reference for all spans.
O	S15	FY	4 C	4	21.9	LINM	21.9					
O	S15	BR	2 O	4	21.9	LINM	21.9					
O	S15	K	3 C	4	65.8	LINM	65.8					
O	S15	WS	1 C	4	160.5	M2		160.5			X	
Minor-moderate map and transverse cracking <1mm throughout. Excess road material has collected along kerb. See Photos 50,57,63,67,74,75 in Insp Pics as reference for all spans.												
O	P15	J1	11 O	4	1.8	LINM		1.8				Minor splits.
O	P15	J2	13 O	4	5.5	LINM	5.5					
O	S16	BR	2 C	4	43.9	LINM		43.9			X	Protective coating no longer effective, recomend repaint. See photo 48 in Insp Pics as reference for all spans.
O	S16	FY	4 C	4	21.9	LINM	21.9					
O	S16	BR	2 O	4	21.9	LINM	21.9					
O	S16	K	3 C	4	65.8	LINM	65.8					
O	S16	WS	1 C	4	160.5	M2		160.5			X	
Minor-moderate map and transverse cracking <1mm throughout. Excess road material has collected along kerb. See Photos 50,57,63,67,74,75 in Insp Pics as reference for all spans.												
O	P16	J1	11 O	4	1.8	LINM		1.8				Hairline splits in top surface.
O	P16	J2	13 O	4	5.5	LINM	5.5					

Released under RTI - DTMR

Structure Id 817 **Name** _____

Inspection Date 18-DEC-2011 **Inspection Level 2** [X] **Level 3** [ ] **Underwater** [ ]

Component Location				Exposure Class	Quantity	Unit	Quantity Per Condition State				Maintenance Reqd	Comments
Modification	Group	Component	Standard				1	2	3	4		* Location of item/condition * Description of defects by location type, magnitude,extent * References of sketches and photos (Roll/Exposure Nos)
O	S17	BR	2 C	4	43.9	LINM		43.6	0.3			
Side 2 posts 4,5 cracking spalling, recomend break back cracked section and reinstate concrete,approx 0.2m2.												
O	S17	FY	4 C	4	21.9	LINM	21.9					
O	S17	BR	2 O	4	21.9	LINM	21.9					
O	S17	K	3 C	4	65.8	LINM	65.8					
O	S17	WS	1 C	4	160.5	M2		160.5			X	
Minor-moderate map and transverse cracking <1mm throughout. Excess road material has collected along kerb. See Photos 50,57,63,67,74,75 in Insp Pics as reference for all spans.												
O	P17	J1	11 O	4	1.8	LINM		0.6	1.2			
Rubber joints 1 and 2 have moderate splits at top, monitor.												
O	P17	J2	13 O	4	5.5	LINM	5.5					
O	S18	BR	2 C	4	43.9	LINM		43.9			X	Protective coating no longer effective, recomend repaint. See photo 48 in Insp Pics as reference for all spans.
O	S18	FY	4 C	4	21.9	LINM	21.9					
O	S18	BR	2 O	4	21.9	LINM	21.9					
O	S18	K	3 C	4	65.8	LINM	65.8					
O	S18	WS	1 C	4	160.5	M2		160.5			X	
Minor-moderate map and transverse cracking <1mm throughout. Excess road material has collected along kerb. See Photos 50,57,63,67,74,75 in Insp Pics as reference for all spans.												
O	P18	J1	11 O	4	1.8	LINM		1.8				Minor splittting/bulging throughout.
O	P18	J2	13 O	4	5.5	LINM	5.5					
WL1	S19	BR	2 S	4	5.5	LINM	5.3	0.2			X	One nut missing at post base, replace.
WL1	S19	K	3 C	4	5.5	LINM	5.5					
WL1	S19	FY	4 C	4	3.0	LINM	3.0					
O	S19	BR	2 C	4	38.4	LINM		38.4			X	Protective coating no longer effective, recomend repaint. See photo 48 in Insp Pics as reference for all spans.
O	S19	FY	4 C	4	21.9	LINM	21.9					
O	S19	BR	2 O	4	21.9	LINM	21.9					
O	S19	K	3 C	4	65.8	LINM	65.8					
O	S19	WS	1 C	4	160.5	M2		160.5			X	
Minor-moderate map and transverse cracking <1mm throughout. Excess road material has collected along kerb. See Photos 50,57,63,67,74,75 in Insp Pics as reference for all spans.												
O	P19	J1	11 O	4	1.8	LINM		1.2	0.6			Rubber joint No.2 has moderate splits at top, monitor.
O	P19	J2	13 O	4	5.5	LINM	5.5					
O	S20	BR	2 C	4	43.9	LINM		43.9			X	Protective coating no longer effective, recomend repaint. See photo 48 in Insp Pics as reference for all spans.

Released under RTI - DTMR

Structure Id 817 **Name** _____

Inspection Date 18-DEC-2011 **Inspection Level 2** [X] **Level 3** [ ] **Underwater** [ ]

Component Location				Exposure Class	Quantity	Unit	Quantity Per Condition State				Maintenance Reqd	Comments
Modification	Group	Component	Standard				1	2	3	4		* Location of item/condition * Description of defects by location type, magnitude,extent * References of sketches and photos (Roll/Exposure Nos)
O	S20	FY	4 C	4	21.9	LINM	21.9					
O	S20	BR	2 O	4	21.9	LINM	21.9					
O	S20	K	3 C	4	65.8	LINM	65.8					
O	S20	WS	1 C	4	160.5	M2		160.5			X	
Minor-moderate map and transverse cracking <1mm throughout. Excess road material has collected along kerb. See Photos 50,57,63,67,74,75 in Insp Pics as reference for all spans.												
O	P20	J1	11 O	4	1.8	LINM		1.2	0.6			Rubber joint No.2 has moderate splits on top surface, monitor, photo 63
O	P20	J2	13 O	4	5.5	LINM	5.5					
O	S21	BR	2 C	4	43.9	LINM		43.9			X	Protective coating no longer effective, recomend repaint. See photo 48 in Insp Pics as reference for all spans.
O	S21	FY	4 C	4	21.9	LINM	21.9					
O	S21	BR	2 O	4	21.9	LINM	21.9					
O	S21	K	3 C	4	65.8	LINM	65.8					
O	S21	WS	1 C	4	160.5	M2		160.5			X	
Minor-moderate map and transverse cracking <1mm throughout. Excess road material has collected along kerb. See Photos 50,57,63,67,74,75 in Insp Pics as reference for all spans.												
O	P21	J1	11 O	4	1.8	LINM		1.8				Minor splits top surface.
O	P21	J2	13 O	4	5.5	LINM	5.5					
O	S22	BR	2 C	4	43.9	LINM		43.9			X	Protective coating no longer effective, recomend repaint. See photo 48 in Insp Pics as reference for all spans.
O	S22	FY	4 C	4	21.9	LINM	21.9					
O	S22	BR	2 O	4	21.9	LINM	21.9					
O	S22	K	3 C	4	65.8	LINM	65.8					
O	S22	WS	1 C	4	160.5	M2		160.5			X	
Minor-moderate map and transverse cracking <1mm throughout. Excess road material has collected along kerb. See Photos 50,57,63,67,74,75 in Insp Pics as reference for all spans.												
O	P22	J1	11 O	4	1.8	LINM		1.8				Rubber joint No 3 has minor splits at top.
O	P22	J2	13 O	4	5.5	LINM	5.5					
O	S23	BR	2 C	4	43.9	LINM		43.9			X	Protective coating no longer effective, recomend repaint. See photo 48 in Insp Pics as reference for all spans.
O	S23	FY	4 C	4	21.9	LINM	21.9					
O	S23	BR	2 O	4	21.9	LINM	21.9					
O	S23	K	3 C	4	65.8	LINM	65.8					
O	S23	WS	1 C	4	160.5	M2		160.5				
Minor-moderate map and transverse cracking <1mm throughout. Excess road material has collected along kerb. See Photos 50,57,63,67,74,75 in Insp Pics as reference for all spans.												

Released under RTI - DTMR

Structure Id 817 **Name** _____

Inspection Date 18-DEC-2011 **Inspection Level 2** [X] **Level 3** [ ] **Underwater** [ ]

Component Location				Exposure Class	Quantity	Unit	Quantity Per Condition State				Maintenance Reqd	Comments
Modification	Group	Component	Standard				1	2	3	4		* Location of item/condition * Description of defects by location type, magnitude,extent * References of sketches and photos (Roll/Exposure Nos)
O	P23	J1	11 O	4	1.8	LINM		1.2	0.6			
Rubber joint No.3 has moderate splits,bulging and unevenness throughout, monitor, see photo 69.												
O	P23	J2	13 O	4	5.5	LINM	5.5					
O	S24	BR	2 C	4	43.9	LINM		43.9			X	Protective coating no longer effective, recomend repaint. See photo 48 in Insp Pics as reference for all spans.
O	S24	FY	4 C	4	21.9	LINM	21.9					
O	S24	BR	2 O	4	21.9	LINM	21.9					
O	S24	K	3 C	4	65.8	LINM	65.8					
O	S24	WS	1 C	4	160.5	M2		160.5			X	
Minor-moderate map and transverse cracking <1mm throughout. Excess road material has collected along kerb. See Photos 50,57,63,67,74,75 in Insp Pics as reference for all spans.												
O	P24	J1	11 O	4	1.8	LINM		1.2	0.6			Rubber joint No.2 has moderate splits on top surface, monitor, photo 70.
O	P24	J2	13 O	4	5.5	LINM	5.5					
O	S25	BR	2 C	4	43.9	LINM		43.9			X	Protective coating no longer effective, recomend repaint. See photo 48 in Insp Pics as reference for all spans.
O	S25	FY	4 C	4	21.9	LINM	21.9					
O	S25	BR	2 O	4	21.9	LINM	21.9					
O	S25	K	3 C	4	65.8	LINM	65.8					
O	S25	WS	1 C	4	160.5	M2		160.5			X	
Minor-moderate map and transverse cracking <1mm throughout. Excess road material has collected along kerb. See Photos 50,57,63,67,74,75 in Insp Pics as reference for all spans.												
O	P25	J1	11 O	4	1.8	LINM		1.2	0.6			
Rubber joints 1 and 2 minor splits. Rubber joint No.3 has moderate splitting on top surface, monitor, photo 71.												
O	P25	J2	13 O	4	5.5	LINM	5.5					
O	S26	BR	2 C	4	43.9	LINM		43.9			X	
Minor-moderate map and transverse cracking <1mm throughout. Excess road material has collected along kerb. See Photos 50,57,63,67,74,75 in Insp Pics as reference for all spans.												
O	S26	FY	4 C	4	21.9	LINM	21.9					
O	S26	BR	2 O	4	21.9	LINM	21.9					
O	S26	K	3 C	4	65.8	LINM	65.8					
O	S26	WS	1 C	4	160.5	M2		160.5			X	
Minor-moderate map and transverse cracking <1mm throughout. Excess road material has collected along kerb. See Photos 50,57,63,67,74,75 in Insp Pics as reference for all spans.												
O	P26	J1	11 O	4	1.8	LINM		1.2	0.6			
Rubber joint No. 3 splitting on top, monitor, photo 72.												
O	P26	J2	13 O	4	5.5	LINM	5.5					

Released under RTI - DTMR

Structure Id 817 **Name** _____

Inspection Date 18-DEC-2011 **Inspection Level 2** [X] **Level 3** [ ] **Underwater** [ ]

Component Location				Exposure Class	Quantity	Unit	Quantity Per Condition State				Maintenance Reqd	Comments
Modification	Group	Component	Standard				1	2	3	4		* Location of item/condition * Description of defects by location type, magnitude,extent * References of sketches and photos (Roll/Exposure Nos)
O	S27	BR	2 C	4	43.9	LINM		43.9			X	Protective coating no longer effective, recomend repaint. See photo 48 in Insp Pics as reference for all spans.
O	S27	FY	4 C	4	21.9	LINM	21.9					
O	S27	BR	2 O	4	21.9	LINM	21.9					
O	S27	K	3 C	4	65.8	LINM	65.8					
O	S27	WS	1 C	4	160.5	M2		160.5			X	
Minor-moderate map and transverse cracking <1mm throughout. Excess road material has collected along kerb. See Photos 50,57,63,67,74,75 in Insp Pics as reference for all spans.												
O	P27	J1	11 O	4	1.8	LINM		1.8				Minor splitting/bulging at top.
O	P27	J2	13 O	4	5.5	LINM	5.5					
O	S28	BR	2 C	4	43.9	LINM		43.9			X	Protective coating no longer effective, recomend repaint. See photo 48 in Insp Pics as reference for all spans.
O	S28	FY	4 C	4	21.9	LINM	21.9					
O	S28	BR	2 O	4	21.9	LINM	21.9					
O	S28	K	3 C	4	65.8	LINM	65.8					
O	S28	WS	1 C	4	160.5	M2		160.5			X	
Minor-moderate map and transverse cracking <1mm throughout. Excess road material has collected along kerb. See Photos 50,57,63,67,74,75 in Insp Pics as reference for all spans.												
O	P28	J1	11 O	4	1.8	LINM		1.2	0.6			Rubber joint No.3 has moderate splits at top, monitor, photo 73.
O	P28	J2	13 O	4	5.5	LINM	5.5					
WL1	S29	BR	2 S	4	5.5	LINM	5.5					
WL1	S29	K	3 C	4	5.5	LINM	5.5					
WL1	S29	FY	4 C	4	3.0	LINM	3.0					
O	S29	BR	2 C	4	38.4	LINM		38.4			X	Protective coating no longer effective, recomend repaint. See photo 48 in Insp Pics as reference for all spans.
O	S29	FY	4 C	4	21.9	LINM	21.9					
O	S29	BR	2 O	4	21.9	LINM	21.9					
O	S29	K	3 C	4	65.8	LINM	65.8					
O	S29	WS	1 C	4	160.5	M2		160.5			X	
Minor-moderate map and transverse cracking <1mm throughout. Excess road material has collected along kerb. See Photos 50,57,63,67,74,75 in Insp Pics as reference for all spans.												
O	P29	J1	11 O	4	1.8	LINM		1.8				Minor splits/bulging in all 3 rubber joints at top.
O	P29	J2	13 O	4	5.5	LINM	5.5					
O	S30	BR	2 C	4	43.9	LINM		43.6	0.3			
Protective coating has failed. Side 1 post 6 spalling at top with exposed steel, recomend break back to below steel and reinstate concrete.												

Released under RTI - DTMR

Structure Id 817 **Name** _____

Inspection Date 18-DEC-2011 **Inspection Level 2** [X] **Level 3** [ ] **Underwater** [ ]

Component Location				Exposure Class	Quantity	Unit	Quantity Per Condition State				Maintenance Reqd	Comments
Modification	Group	Component	Standard				1	2	3	4		* Location of item/condition * Description of defects by location type, magnitude,extent * References of sketches and photos (Roll/Exposure Nos)
O	S30	FY	4 C	4	21.9	LINM	21.9					
O	S30	BR	2 O	4	21.9	LINM	21.9					
O	S30	K	3 C	4	65.8	LINM	65.8					
O	S30	WS	1 C	4	160.5	M2		160.5			X	
Minor-moderate map and transverse cracking <1mm throughout. Excess road material has collected along kerb. See Photos 50,57,63,67,74,75 in Insp Pics as reference for all spans.												
O	P30	J1	11 O	4	1.8	LINM		1.8				Minor splits,bulging in all 3 rubber joints.
O	P30	J2	13 O	4	5.5	LINM	5.5					
O	S31	BR	2 C	4	43.9	LINM		43.9			X	Protective coating no longer effective, recomend repaint. See photo 48 in Insp Pics as reference for all spans.
O	S31	FY	4 C	4	21.9	LINM	21.9					
O	S31	BR	2 O	4	21.9	LINM	21.9					
O	S31	K	3 C	4	65.8	LINM	65.8					
O	S31	WS	1 C	4	160.5	M2		160.5			X	
Minor-moderate map and transverse cracking <1mm throughout. Excess road material has collected along kerb. See Photos 50,57,63,67,74,75 in Insp Pics as reference for all spans.												
O	P31	J1	14 S	4	1.0	LINM	1.0					
O	P31	J2	11 O	4	1.8	LINM		1.2	0.6			
Minor splits in rubber joints 1 and 2. Rubber joint number 3 has moderate splits at top, monitor,photo 76.												
O	P31	J3	13 O	4	5.5	LINM	5.5					
O	S32	BR	2 C	4	43.9	LINM		43.9			X	Protective coating no longer effective, recomend repaint. See photo 48 in Insp Pics as reference for all spans.
O	S32	FY	4 C	4	21.9	LINM	21.9					
O	S32	BR	2 O	4	21.9	LINM	21.9					
O	S32	K	3 C	4	65.8	LINM	65.8					
O	S32	WS	1 C	4	160.5	M2		160.5			X	
Minor-moderate map and transverse cracking <1mm throughout. Excess road material has collected along kerb. See Photos 50,57,63,67,74,75 in Insp Pics as reference for all spans.												
O	P32	J1	11 O	4	1.8	LINM		1.8				
Moderate bulging and minor splitting in all 3 rubber joints.												
O	P32	J2	13 O	4	5.5	LINM	5.5					
O	S33	BR	2 C	4	43.9	LINM		43.9			X	Protective coating no longer effective, recomend repaint. See photo 48 in Insp Pics as reference for all spans.
O	S33	FY	4 C	4	21.9	LINM	21.9					
O	S33	BR	2 O	4	21.9	LINM	21.9					
O	S33	K	3 C	4	65.8	LINM	65.8					

Released under RTI - DTMR

Structure Id 817 **Name** _____

Inspection Date 18-DEC-2011 **Inspection Level 2** [X] **Level 3** [ ] **Underwater** [ ]

Component Location				Exposure Class	Quantity	Unit	Quantity Per Condition State				Maintenance Reqd	Comments
Modification	Group	Component	Standard				1	2	3	4		* Location of item/condition * Description of defects by location type, magnitude,extent * References of sketches and photos (Roll/Exposure Nos)
O	S33	WS	1 C	4	160.5	M2		160.5			X	
Minor-moderate map and transverse cracking <1mm throughout. Excess road material has collected along kerb. See Photos 50,57,63,67,74,75 in Insp Pics as reference for all spans.												
O	P33	J1	11 O	4	1.8	LINM			1.8			Moderate splits in all 3 joints, monitor, photo 77.
O	P33	J2	13 O	4	5.5	LINM	5.5					
O	S34	BR	2 C	4	43.9	LINM		43.9			X	Protective coating no longer effective, recomend repaint. See photo 48 in Insp Pics as reference for all spans.
O	S34	FY	4 C	4	21.9	LINM	21.9					
O	S34	BR	2 O	4	21.9	LINM	21.9					
O	S34	K	3 C	4	65.8	LINM	65.8					
O	S34	WS	1 C	4	160.5	M2		160.5			X	
Minor-moderate map and transverse cracking <1mm throughout. Excess road material has collected along kerb. See Photos 50,57,63,67,74,75 in Insp Pics as reference for all spans.												
O	P34	J1	11 O	4	1.8	LINM		1.8				Minor splitting in all 3 rubber joints.
O	P34	J2	13 O	4	5.5	LINM	5.5					
O	S35	BR	2 C	4	43.9	LINM		43.9			X	Protective coating no longer effective, recomend repaint. See photo 48 in Insp Pics as reference for all spans.
O	S35	FY	4 C	4	21.9	LINM	21.9					
O	S35	BR	2 O	4	21.9	LINM	21.9					
O	S35	K	3 C	4	65.8	LINM	65.8					
O	S35	WS	1 C	4	160.5	M2		160.5				
Minor-moderate map and transverse cracking <1mm throughout. Excess road material has collected along kerb. See Photos 50,57,63,67,74,75 in Insp Pics as reference for all spans.												
O	P35	J1	11 O	4	1.8	LINM		1.8				Slight bulging in all three rubber joint seals.
O	P35	J2	13 O	4	5.5	LINM	5.5					
O	S36	BR	2 C	4	43.9	LINM		43.9			X	Protective coating no longer effective, recomend repaint. See photo 48 in Insp Pics as reference for all spans.
O	S36	FY	4 C	4	21.9	LINM	21.9					
O	S36	BR	2 O	4	21.9	LINM	21.9					
O	S36	K	3 C	4	65.8	LINM	65.8					
O	S36	WS	1 C	4	160.5	M2		160.5			X	
Minor-moderate map and transverse cracking <1mm throughout. Excess road material has collected along kerb. See Photos 50,57,63,67,74,75 in Insp Pics as reference for all spans.												
O	P36	J1	11 O	4	1.8	LINM		1.8				Slight bulging in all 3 rubber joint seals.
O	P36	J2	13 O	4	5.5	LINM	5.5					
O	S37	BR	2 C	4	43.9	LINM		43.9			X	Protective coating no longer effective, recomend repaint. See photo 48 in Insp Pics as reference for all spans.
O	S37	FY	4 C	4	21.9	LINM	21.9					

Released under RTI - DTMR

Structure Id 817 **Name** _____

Inspection Date 18-DEC-2011 **Inspection Level 2** [X] **Level 3** [ ] **Underwater** [ ]

Component Location				Exposure Class	Quantity	Unit	Quantity Per Condition State				Maintenance Reqd	Comments
Modification	Group	Component	Standard				1	2	3	4		* Location of item/condition * Description of defects by location type, magnitude,extent * References of sketches and photos (Roll/Exposure Nos)
O	S37	BR	2 O	4	21.9	LINM	21.9					
O	S37	K	3 C	4	65.8	LINM	65.8					
O	S37	WS	1 C	4	160.5	M2		160.5			X	
Minor-moderate map and transverse cracking <1mm throughout. Excess road material has collected along kerb. See Photos 50,57,63,67,74,75 in Insp Pics as reference for all spans.												
O	P37	J1	11 O	4	1.8	LINM			1.8			All three rubber joints have moderate splitting on top surface, monitor, photos 80,81.
O	P37	J2	13 O	4	5.5	LINM	5.5					
O	S38	BR	2 C	4	43.9	LINM		43.9			X	Protective coating no longer effective, recomend repaint. See photo 48 in Insp Pics as reference for all spans.
O	S38	FY	4 C	4	21.9	LINM	21.9					
O	S38	BR	2 O	4	21.9	LINM	20.9	1.0				
Minor traffic damage to a couple of posts, see photo 82 in Insp Pics.												
O	S38	K	3 C	4	65.8	LINM	65.8					
O	S38	WS	1 C	4	160.5	M2		160.5			X	
Minor-moderate map and transverse cracking <1mm throughout. Excess road material has collected along kerb. See Photos 50,57,63,67,74,75 in Insp Pics as reference for all spans.												
O	A2	BR	2 C	4	1.1	LINM	1.1					
O	A2	K	3 C	4	6.2	LINM	6.2					
O	A2	J1	11 O	4	1.8	LINM		1.2	0.6			Rubber joint No.3 has moderate splits on top surface, monitor, photo 83.
O	A2	J2	13 O	4	5.5	LINM	5.5					
O	A2	J3	10 O	4	7.3	LINM		7.3				
Rubber seal 10mm below pavement and filled with sand and vegetation.												
O	AP2	PRO	53 C	4	40.0	M2	40.0					
O	AP2	FY	4 C	4	20.0	LINM	20.0					
O	AP2	GR	72 O	4	2.0	EACH	2.0					
O	AP2	GR	72 S	4	1.0	EACH				1.0		
Not to Australian standards, not connected to structure, recomend replace for 28m, see photo 85.												
O	AP2	AP	70 O	4	1.0	EACH			1.0			
Pavement pot-holing in eastbound lane approx 3m2, recomend dig-out and replace, photo 84.												
O	A1	B	42 O	4	3.0	EACH			3.0			All bearings bulging, monitor.
O	A1	PED	44 O	4	3.0	EACH	3.0					
O	A1	A	50 C	4	1.0	EACH		1.0				Heavy leakage on abutment face, photo 01 in Insp Pics.
O	A1	WW	51 C	4	2.0	EACH		2.0				

Released under RTI - DTMR

Structure Id 817 **Name** _____

Inspection Date 18-DEC-2011 **Inspection Level 2** [X] **Level 3** [ ] **Underwater** [ ]

Component Location				Exposure Class	Quantity	Unit	Quantity Per Condition State				Maintenance Reqd	Comments
Modification	Group	Component	Standard				1	2	3	4		* Location of item/condition * Description of defects by location type, magnitude,extent * References of sketches and photos (Roll/Exposure Nos)
O	S1	D	20C	4	160.2	M2	160.2					
O	S1	G	22P	4	3.0	EACH	3.0					
O	S1	XG	31C	4	3.0	EACH	3.0					
O	S1	W	71O	4	1.0	EACH	1.0					
O	P1	B	42O	4	6.0	EACH			6.0			
All bearings splitting and bulging, see photo 03, monitor.												
O	P1	PED	44O	4	6.0	EACH	6.0					
O	P1	H	54C	4	1.0	EACH	1.0					
O	P1	P	56P	4	5.0	EACH	5.0					
O	S2	D	20C	4	160.5	M2	160.5					
O	S2	G	22P	4	3.0	EACH	3.0					
O	S2	XG	31C	4	3.0	EACH	3.0					
O	S2	W	71O	4	1.0	EACH	1.0					
O	P2	B	42O	4	6.0	EACH			6.0			
All bearings are bulging and splitting, monitor, see photo 04.												
O	P2	PED	44O	4	6.0	EACH	6.0					
O	P2	H	54C	4	1.0	EACH	1.0					
O	P2	P	56P	4	5.0	EACH	5.0					
O	S3	D	20C	4	160.5	M2	160.5					
O	S3	G	22P	4	3.0	EACH	3.0					
O	S3	XG	31C	4	3.0	EACH	2.0		1.0			
3,1,1. XG1 side 2 outside of girder 3 spalling, exposed steel approx 0.2m2, repair, see photo 06.												
O	S3	W	71O	4	1.0	EACH	1.0					
O	P3	B	42O	4	6.0	EACH			6.0			
All bearings are bulging and splitting, monitor, see photo 04.												
O	P3	PED	44O	4	6.0	EACH	6.0					
O	P3	H	54C	4	1.0	EACH	1.0					
O	P3	P	56P	4	5.0	EACH	5.0					
O	S4	D	20C	4	160.5	M2	160.5					
O	S4	G	22P	4	3.0	EACH	3.0					

Released under RTI - DTMR

Structure Id 817 **Name** _____

Inspection Date 18-DEC-2011 **Inspection Level 2** [X] **Level 3** [ ] **Underwater** [ ]

Component Location				Exposure Class	Quantity	Unit	Quantity Per Condition State				Maintenance Reqd	Comments
Modification	Group	Component	Standard				1	2	3	4		* Location of item/condition * Description of defects by location type, magnitude,extent * References of sketches and photos (Roll/Exposure Nos)
O	S4	XG	31 C	4	3.0	EACH	3.0					
O	S4	W	71 O	4	1.0	EACH	1.0					
O	P4	B	42 O	4	6.0	EACH			6.0			
All bearings either bulging,splitting or both at front and side edges, see photo 04 as typical. Monitor.												
O	P4	PED	44 O	4	6.0	EACH	6.0					
O	P4	H	54 C	4	1.0	EACH		1.0				
Horizonal hairline crack <0.1mm wide on all 4 faces of headstock. Crack has not changed since last report, possible this line (crack) may indicate 2 stages of concrete pour.												
O	P4	P	56 P	4	5.0	EACH	5.0					
O	S5	D	20 C	4	160.5	M2	160.5					
O	S5	G	22 P	4	3.0	EACH	3.0					
O	S5	XG	31 C	4	3.0	EACH	2.0		1.0			
1,1,3. XG3 side 2 spalling with exposed steel, repair, approx 0.2m2, see photo 07.												
O	S5	W	71 O	4	1.0	EACH	1.0					
O	P5	B	42 O	4	6.0	EACH			6.0			All bearings either bulging, splitting or both, front and side surfaces, monitor, see photo 8 as typical.
O	P5	PED	44 O	4	6.0	EACH	6.0					
O	P5	H	54 C	4	1.0	EACH	1.0					
O	P5	P	56 P	4	5.0	EACH	5.0					
O	S6	D	20 C	4	160.5	M2	160.5					
O	S6	G	22 P	4	3.0	EACH	2.0		1.0			
1,3,1. Girder 2 E2 a 200mm x 50mm section spalled with steel exposed, repair, see photo 09.												
O	S6	XG	31 C	4	3.0	EACH	3.0					
O	S6	W	71 O	4	1.0	EACH	1.0					
O	P6	B	42 O	4	6.0	EACH			6.0			
All bearings either bulging/splitting or both on front and side edges, monitor, see photo 04 as reference.												
O	P6	PED	44 O	4	6.0	EACH	6.0					
O	P6	H	54 C	4	1.0	EACH	1.0					
O	P6	P	56 P	4	5.0	EACH	5.0					
O	S7	D	20 C	4	160.5	M2	160.5					
O	S7	G	22 P	4	3.0	EACH	3.0					

Released under RTI - DTMR

Structure Id 817 **Name** _____

Inspection Date 18-DEC-2011 **Inspection Level 2** [X] **Level 3** [ ] **Underwater** [ ]

Component Location				Exposure Class	Quantity	Unit	Quantity Per Condition State				Maintenance Reqd	Comments
Modification	Group	Component	Standard				1	2	3	4		* Location of item/condition * Description of defects by location type, magnitude,extent * References of sketches and photos (Roll/Exposure Nos)
O	S7	XG	31C	4	3.0	EACH	3.0					
O	S7	W	71O	4	1.0	EACH	1.0					
O	P7	B	42O	4	6.0	EACH			6.0			
All bearings either bulging/splitting or both along all exposed faces, monitor, see photo 10 as reference.												
O	P7	PED	44O	4	6.0	EACH	6.0					
O	P7	H	54C	4	1.0	EACH	1.0					
O	P7	P	56P	4	5.0	EACH	4.0		1.0			
3,1,1,1,1. Pile 1 has vertical crack approx 1.5m x <0.5mm wide crack, monitor.												
O	S8	D	20C	4	160.5	M2	160.5					
O	S8	G	22P	4	3.0	EACH	3.0					
O	S8	XG	31C	4	3.0	EACH	3.0					
O	S8	W	71O	4	1.0	EACH	1.0					
O	P8	B	42O	4	6.0	EACH			6.0			
All bearings either bulging splitting or both on all exposed faces, monitor, see photo 10 as reference.												
O	P8	PED	44O	4	6.0	EACH	6.0					
O	P8	H	54C	4	1.0	EACH	1.0					
O	P8	P	56P	4	5.0	EACH	5.0					
O	S9	D	20C	4	160.5	M2	160.5					
O	S9	G	22P	4	3.0	EACH	3.0					
O	S9	XG	31C	4	3.0	EACH	3.0					
O	S9	W	71O	4	1.0	EACH	1.0					
O	P9	B	42O	4	6.0	EACH			6.0			All bearings either bulging, splitting or both on all exposed faces, monitor, see photo 10 as reference.
O	P9	PED	44O	4	6.0	EACH	6.0					
O	P9	H	54C	4	1.0	EACH	1.0					
O	P9	P	56P	4	5.0	EACH	4.0			1.0		
1,1,4,1,1. P3 vertical crack 2m. from riverbed 110mm long 12mm wide 4mm deep. Seek Engineers advice for fix.Underwater Inspection and video in Inspection Pics.												
O	S10	D	20C	4	160.5	M2	160.5					
O	S10	G	22P	4	3.0	EACH	3.0					

Released under RTI - DTMR

Structure Id 817 **Name** _____

Inspection Date 18-DEC-2011 **Inspection Level 2** [X] **Level 3** [ ] **Underwater** [ ]

Component Location				Exposure Class	Quantity	Unit	Quantity Per Condition State				Maintenance Reqd	Comments
Modification	Group	Component	Standard				1	2	3	4		* Location of item/condition * Description of defects by location type, magnitude,extent * References of sketches and photos (Roll/Exposure Nos)
O	S10	XG	31 C	4	3.0	EACH	2.0		1.0			
1,1,3. XG3 spalling/exposed steel side 1 outside of girder 1, approx 0.3m2, repair, see photo 12.												
O	S10	W	71 O	4	1.0	EACH	1.0					
O	P10	B	42 O	4	6.0	EACH			6.0			
All bearings either bulging splitting or both on all exposed faces, monitor, see photo 10 as reference.												
O	P10	PED	44 O	4	6.0	EACH	6.0					
O	P10	H	54 C	4	1.0	EACH	1.0					
O	P10	P	56 P	4	5.0	EACH	5.0					
O	S11	D	20 C	4	160.5	M2	160.5					
O	S11	G	22 P	4	3.0	EACH	3.0					
O	S11	XG	31 C	4	3.0	EACH	3.0					
O	S11	W	71 O	4	1.0	EACH	1.0					
O	P11	B	42 O	4	6.0	EACH			6.0			
All bearings either bulging splitting or both on all exposed faces, monitor, see photo 13 as reference.												
O	P11	PED	44 O	4	6.0	EACH	6.0					
O	P11	H	54 C	4	1.0	EACH	1.0					
O	P11	P	56 P	4	5.0	EACH	5.0					
O	S12	D	20 C	4	160.5	M2	160.5					
O	S12	G	22 P	4	3.0	EACH	3.0					
O	S12	XG	31 C	4	3.0	EACH	2.0		1.0			
1,1,3. XG3 spalling/exposed steel, side 1 outside of girder 1, approx 0.3m2, repair.												
O	S12	W	71 O	4	1.0	EACH	1.0					
O	P12	B	42 O	4	6.0	EACH			5.0	1.0		
3,3,3,3,3,4. Bearings 1-5 have moderate splitting/bulging or both along all faces, monitor. Bearing 6 has excessive bulging front and sides, recomend replace, see photo 15.												
O	P12	PED	44 O	4	6.0	EACH	6.0					
O	P12	H	54 C	4	1.0	EACH	1.0					
O	P12	P	56 P	4	5.0	EACH	5.0					
O	S13	D	20 C	4	160.5	M2	160.5					
O	S13	G	22 P	4	3.0	EACH	3.0					

Released under RTI - DTMR

Structure Id 817 **Name** _____

Inspection Date 18-DEC-2011 **Inspection Level 2** [X] **Level 3** [ ] **Underwater** [ ]

Component Location				Exposure Class	Quantity	Unit	Quantity Per Condition State				Maintenance Reqd	Comments
Modification	Group	Component	Standard				1	2	3	4		* Location of item/condition * Description of defects by location type, magnitude,extent * References of sketches and photos (Roll/Exposure Nos)
O	S13	XG	31C	4	3.0	EACH	3.0					
O	S13	W	71O	4	1.0	EACH	1.0					
O	P13	B	42O	4	6.0	EACH			6.0			All bearings have either moderate bulging/splitting or both along all faces, monitor.
O	P13	PED	44O	4	6.0	EACH	6.0					
O	P13	H	54C	4	1.0	EACH	1.0					
O	P13	P	56P	4	5.0	EACH	5.0					
O	S14	D	20C	4	160.5	M2	160.5					
O	S14	G	22P	4	3.0	EACH	3.0					
O	S14	XG	31C	4	3.0	EACH	3.0					
O	S14	W	71O	4	1.0	EACH	1.0					
O	P14	B	42O	4	6.0	EACH			6.0			All bearing have either moderate splitting or bulging or both, monitor.
O	P14	PED	44O	4	6.0	EACH	6.0					
O	P14	H	54C	4	1.0	EACH	1.0					
O	P14	P	56P	4	5.0	EACH	5.0					
O	S15	D	20C	4	160.5	M2	160.5					
O	S15	G	22P	4	3.0	EACH	3.0					
O	S15	XG	31C	4	3.0	EACH	3.0					
O	S15	W	71O	4	1.0	EACH	1.0					
O	P15	B	42O	4	6.0	EACH			6.0			All bearings have either moderate splitting, bulging or both along front and side edges.
O	P15	PED	44O	4	6.0	EACH	6.0					
O	P15	H	54C	4	1.0	EACH	1.0					
O	P15	P	56P	4	7.0	EACH	7.0					
O	S16	D	20C	4	160.5	M2	160.5					
O	S16	G	22P	4	3.0	EACH	3.0					
O	S16	XG	31C	4	3.0	EACH	3.0					
O	S16	W	71O	4	1.0	EACH	1.0					
O	P16	B	42O	4	6.0	EACH			6.0			All bearings have either moderate splitting, bulging or both along front and side edges, monitor.
O	P16	PED	44O	4	6.0	EACH	6.0					
O	P16	H	54C	4	1.0	EACH	1.0					

Released under RTI - DTMR

Structure Id 817 **Name** _____

Inspection Date 18-DEC-2011 **Inspection Level 2** [X] **Level 3** [ ] **Underwater** [ ]

Component Location				Exposure Class	Quantity	Unit	Quantity Per Condition State				Maintenance Reqd	Comments
Modification	Group	Component	Standard				1	2	3	4		* Location of item/condition * Description of defects by location type, magnitude,extent * References of sketches and photos (Roll/Exposure Nos)
O	P16	P	56P	4	5.0	EACH	5.0					
O	S17	D	20C	4	160.5	M2	160.5					
O	S17	G	22P	4	3.0	EACH	3.0					
O	S17	XG	31C	4	3.0	EACH	3.0					
O	S17	W	71O	4	1.0	EACH	1.0					
O	P17	B	42O	4	6.0	EACH			6.0			All bearings have either splitting,bulging or both along front and side edges, monitor
O	P17	PED	44O	4	6.0	EACH	6.0					
O	P17	H	54C	4	1.0	EACH	1.0					
O	P17	P	56P	4	5.0	EACH	5.0					
O	S18	D	20C	4	160.5	M2	160.5					
O	S18	G	22P	4	3.0	EACH	3.0					
O	S18	XG	31C	4	3.0	EACH	3.0					
O	S18	W	71O	4	1.0	EACH	1.0					
O	P18	B	42O	4	6.0	EACH			6.0			All bearings have either moderate splitting, bulging or both along front and side edges, monitor. See photo 17 in bearing 2.
O	P18	PED	44O	4	6.0	EACH	6.0					
O	P18	H	54C	4	1.0	EACH	1.0					
O	P18	P	56P	4	5.0	EACH	5.0					
O	S19	D	20C	4	160.5	M2	160.5					
O	S19	G	22P	4	3.0	EACH	3.0					
O	S19	XG	31C	4	3.0	EACH	3.0					
O	S19	W	71O	4	1.0	EACH	1.0					
O	P19	B	42O	4	6.0	EACH			6.0			All bearings have either moderate splitting, bulging or both along front and side edges,monitor.
O	P19	PED	44O	4	6.0	EACH	6.0					
O	P19	H	54C	4	1.0	EACH	1.0					
O	P19	P	56P	4	5.0	EACH	5.0					
O	S20	D	20C	4	160.5	M2	160.5					
O	S20	G	22P	4	3.0	EACH	3.0					
O	S20	XG	31C	4	3.0	EACH	3.0					
O	S20	W	71O	4	1.0	EACH	1.0					

Released under RTI - DTMR

Structure Id 817 **Name** _____

Inspection Date 18-DEC-2011 **Inspection Level 2** [X] **Level 3** [ ] **Underwater** [ ]

Component Location				Exposure Class	Quantity	Unit	Quantity Per Condition State				Maintenance Reqd	Comments
Modification	Group	Component	Standard				1	2	3	4		* Location of item/condition * Description of defects by location type, magnitude,extent * References of sketches and photos (Roll/Exposure Nos)
O	P20	B	42 O	4	6.0	EACH			6.0			All bearings have either moderate splitting, bulging or both along front and side edges,monitor.
O	P20	PED	44 O	4	6.0	EACH	6.0					
O	P20	H	54 C	4	1.0	EACH	1.0					
O	P20	P	56 P	4	5.0	EACH	4.0	1.0				
2,1,1,1,1. Minor spalling top of pile 1 which has concrete sleeve bottem.												
O	S21	D	20 C	4	160.5	M2	160.5					
O	S21	G	22 P	4	3.0	EACH	3.0					
O	S21	XG	31 C	4	3.0	EACH	3.0					
O	S21	W	71 O	4	1.0	EACH	1.0					
O	P21	B	42 O	4	6.0	EACH			5.0	1.0		
3,4,3,3,3,3. Bearing 2 excessive bulging, recomend replacing, see photo 19. Bearings 1,3,4,5,6 have either moderate splitting, bulging or both along front and side edges,monitor.												
O	P21	PED	44 O	4	6.0	EACH	6.0					
O	P21	H	54 C	4	1.0	EACH	1.0					
O	P21	P	56 P	4	5.0	EACH	5.0					
O	S22	D	20 C	4	160.5	M2	160.5					
O	S22	G	22 P	4	3.0	EACH	3.0					
O	S22	XG	31 C	4	3.0	EACH	3.0					
O	S22	W	71 O	4	1.0	EACH	1.0					
O	P22	B	42 O	4	6.0	EACH			6.0			All bearings have either moderate splitting, bulging or both along front and side edges,monitor.
O	P22	PED	44 O	4	6.0	EACH	6.0					
O	P22	H	54 C	4	1.0	EACH	1.0					
O	P22	P	56 P	4	5.0	EACH	5.0					
O	S23	D	20 C	4	160.5	M2	160.5					
O	S23	G	22 P	4	3.0	EACH	3.0					
O	S23	XG	31 C	4	3.0	EACH	2.0		1.0			
3,1,1. XG1 spalling, steel exposed side 2, approx 0.3m2 square, repair.												
O	S23	W	71 O	4	1.0	EACH	1.0					
O	P23	B	42 O	4	6.0	EACH			6.0			
All bearings have either moderate splitting, bulging or both along front and side edges, see bearing 5 photo 20, as typical, monitor.												

Released under RTI - DTMR

Structure Id 817 **Name** _____

Inspection Date 18-DEC-2011 **Inspection Level 2** [X] **Level 3** [ ] **Underwater** [ ]

Component Location				Exposure Class	Quantity	Unit	Quantity Per Condition State				Maintenance Reqd	Comments
Modification	Group	Component	Standard				1	2	3	4		* Location of item/condition * Description of defects by location type, magnitude,extent * References of sketches and photos (Roll/Exposure Nos)
O	P23	PED	44 O	4	6.0	EACH	6.0					
O	P23	H	54 C	4	1.0	EACH	1.0					
O	P23	P	56 P	4	5.0	EACH	5.0					
O	S24	D	20 C	4	160.5	M2	160.5				X	Damaged service platform, see photo 21 in Insp Pics.
O	S24	G	22 P	4	3.0	EACH	3.0					
O	S24	XG	31 C	4	3.0	EACH	3.0					
O	S24	W	71 O	4	1.0	EACH	1.0					
O	P24	B	42 O	4	6.0	EACH			6.0			All bearings have either moderate splitting, bulging or both along front and side edges, monitor.
O	P24	PED	44 O	4	6.0	EACH	6.0					
O	P24	H	54 C	4	1.0	EACH	1.0					
O	P24	P	56 P	4	5.0	EACH	5.0					
O	S25	G	22 P	4	3.0	EACH	3.0					
O	S25	D	20 C	4	160.5	M2	160.5					
O	S25	XG	31 C	4	3.0	EACH	3.0					
O	S25	W	71 O	4	1.0	EACH	1.0					
O	P25	B	42 O	4	6.0	EACH			6.0			All bearings have either moderate splitting, bulging or both along front and side edges,monitor.
O	P25	PED	44 O	4	6.0	EACH	6.0					
O	P25	H	54 C	4	1.0	EACH	1.0					
O	P25	P	56 P	4	5.0	EACH	5.0					
O	S26	D	20 C	4	160.5	M2	160.5					
O	S26	G	22 P	4	3.0	EACH	3.0					
O	S26	XG	31 C	4	3.0	EACH	3.0					
O	S26	W	71 O	4	1.0	EACH	1.0					
O	P26	B	42 O	4	6.0	EACH			6.0			All bearings have either moderate splitting, bulging or both along front and side edges, see bearing 4 photo 22, monitor.
O	P26	PED	44 O	4	6.0	EACH	6.0					
O	P26	H	54 C	4	1.0	EACH	1.0					
O	P26	P	56 P	4	5.0	EACH	5.0					
O	S27	D	20 C	4	160.5	M2	160.5					
O	S27	G	22 P	4	3.0	EACH	3.0					

Released under RTI - DTMR

Structure Id 817 **Name** _____

Inspection Date 18-DEC-2011 **Inspection Level 2** [X] **Level 3** [ ] **Underwater** [ ]

Component Location				Exposure Class	Quantity	Unit	Quantity Per Condition State				Maintenance Reqd	Comments
Modification	Group	Component	Standard				1	2	3	4		* Location of item/condition * Description of defects by location type, magnitude,extent * References of sketches and photos (Roll/Exposure Nos)
O	S27	XG	31C	4	3.0	EACH	3.0					
O	S27	W	71O	4	1.0	EACH	1.0					
O	P27	B	42O	4	6.0	EACH			6.0			All bearings have either moderate splitting, bulging or both along front and side edges,monitor.
O	P27	PED	44O	4	6.0	EACH	6.0					
O	P27	H	54C	4	1.0	EACH	1.0					
O	P27	P	56P	4	5.0	EACH	5.0					
O	S28	D	20C	4	160.5	M2	160.5					
O	S28	G	22P	4	3.0	EACH	3.0					
O	S28	XG	31C	4	3.0	EACH	2.0	1.0				1,2,1. XG No 2 has minor spalling side 2 outside of girder 3.
O	S28	W	71O	4	1.0	EACH	1.0					
O	P28	B	42O	4	6.0	EACH		2.0	4.0			3,3,3,3,2,2. Bearings 1,2,3,4 either bulging/splitting or both along front and side edges, monitor.
O	P28	PED	44O	4	6.0	EACH	6.0					
O	P28	H	54C	4	1.0	EACH	1.0					
O	P28	P	56P	4	5.0	EACH	5.0					
O	S29	D	20C	4	160.5	M2	160.5					
O	S29	G	22P	4	3.0	EACH	3.0					
O	S29	XG	31C	4	3.0	EACH	3.0					
O	S29	W	71O	4	1.0	EACH	1.0					
O	P29	B	42O	4	6.0	EACH			6.0			All bearings have either moderate splitting, bulging or both along front and side edges, monitor. See photo 24 for bearing 1.
O	P29	PED	44O	4	6.0	EACH	6.0					
O	P29	H	54C	4	1.0	EACH	1.0					
O	P29	P	56P	4	5.0	EACH	5.0					
O	S30	D	20C	4	160.5	M2	160.5					
O	S30	G	22P	4	3.0	EACH	3.0					
O	S30	XG	31C	4	3.0	EACH	3.0					
O	S30	W	71O	4	1.0	EACH	1.0					

Released under RTI - DTMR

Structure Id 817 **Name** _____

Inspection Date 18-DEC-2011 **Inspection Level 2** [X] **Level 3** [ ] **Underwater** [ ]

Component Location				Exposure Class	Quantity	Unit	Quantity Per Condition State				Maintenance Reqd	Comments
Modification	Group	Component	Standard				1	2	3	4		* Location of item/condition * Description of defects by location type, magnitude,extent * References of sketches and photos (Roll/Exposure Nos)
O	P30	B	42 O	4	6.0	EACH			6.0			All bearings have either moderate splitting, bulging or both along front and side edges,monitor.
O	P30	PED	44 O	4	6.0	EACH	6.0					
O	P30	H	54 C	4	1.0	EACH	1.0					
O	P30	P	56 P	4	5.0	EACH	5.0					
O	S31	D	20 C	4	160.5	M2	160.5					
O	S31	G	22 P	4	3.0	EACH	3.0					
O	S31	XG	31 C	4	3.0	EACH	2.0		1.0			
1,1,3. XG3 starting to show signs of spalling,monitor, photo 25.												
O	S31	W	71 O	4	1.0	EACH	1.0					
O	P31	B	42 O	4	6.0	EACH			6.0			All bearings have either moderate splitting, bulging or both along front and side edges, monitor.
O	P31	PED	44 O	4	6.0	EACH	6.0					
O	P31	H	54 C	4	1.0	EACH		1.0				
2 vertical cracks on face 2 side 2, <0.2mm wide, marked and dated.												
O	P31	P	56 P	4	5.0	EACH	5.0					
O	S32	D	20 C	4	160.5	M2	160.5					
O	S32	G	22 P	4	3.0	EACH	3.0					
O	S32	XG	31 C	4	3.0	EACH	3.0					
O	S32	W	71 O	4	1.0	EACH	1.0					
O	P32	B	42 O	4	6.0	EACH			6.0			
All bearings have either moderate splitting, bulging or both along front and side edges, monitor. See photo 26, bearing 5.												
O	P32	PED	44 O	4	6.0	EACH	6.0					
O	P32	H	54 C	4	1.0	EACH	1.0					
O	P32	P	56 P	4	5.0	EACH	5.0					
O	S33	D	20 C	4	160.5	M2	160.5					
O	S33	G	22 P	4	3.0	EACH	3.0					
O	S33	XG	31 C	4	3.0	EACH	2.0		1.0			
1,1,3. XG3 starting to spall side one, monitor, see photo 27.												
O	S33	W	71 O	4	1.0	EACH	1.0					
O	P33	B	42 O	4	6.0	EACH			6.0			All bearings have either moderate splitting, bulging or both along front and side edges, monitor.

Released under RTI - DTMR

Structure Id 817 **Name** _____

Inspection Date 18-DEC-2011 **Inspection Level 2** [X] **Level 3** [ ] **Underwater** [ ]

Component Location				Exposure Class	Quantity	Unit	Quantity Per Condition State				Maintenance Reqd	Comments
Modification	Group	Component	Standard				1	2	3	4		* Location of item/condition * Description of defects by location type, magnitude,extent * References of sketches and photos (Roll/Exposure Nos)
O	P33	PED	44 O	4	6.0	EACH	6.0					
O	P33	H	54 C	4	1.0	EACH	1.0					
O	P33	P	56 P	4	5.0	EACH	5.0					
O	S34	D	20 C	4	160.5	M2	160.5					
O	S34	G	22 P	4	3.0	EACH	3.0					
O	S34	XG	31 C	4	3.0	EACH	3.0					
O	S34	W	71 O	4	1.0	EACH	1.0					
O	P34	B	42 O	4	6.0	EACH			6.0			All bearings have either moderate splitting, bulging or both along front and side edges, monitor.
O	P34	PED	44 O	4	6.0	EACH	6.0					
O	P34	H	54 C	4	1.0	EACH	1.0					
O	P34	P	56 P	4	5.0	EACH	5.0					
O	S35	D	20 C	4	160.5	M2	160.5					
O	S35	G	22 P	4	3.0	EACH	3.0					
O	S35	XG	31 C	4	3.0	EACH	2.0		1.0			
1,1,3. XG3 starting to spall side 1, monitor, see photo 28.												
O	S35	W	71 O	4	1.0	EACH	1.0					
O	P35	B	42 O	4	6.0	EACH			6.0			All bearings have either moderate splitting, bulging or both along front and side edges, monitor.
O	P35	PED	44 O	4	6.0	EACH	6.0					
O	P35	H	54 C	4	1.0	EACH	1.0					
O	P35	P	56 P	4	5.0	EACH	5.0					
O	S36	D	20 C	4	160.5	M2	160.5					
O	S36	G	22 P	4	3.0	EACH	3.0					
O	S36	XG	31 C	4	3.0	EACH	2.0		1.0			
1,1,3. XG3 starting to spall side 1, monitor.												
O	S36	W	71 O	4	1.0	EACH	1.0					
O	P36	B	42 O	4	6.0	EACH			4.0	2.0		
3,3,3,3,4,4. Bearings 1,2,3,4 have either moderate splitting, bulging or both along front and side edges, monitor. Bearing 5 severe bulging and splitting, replace, POA, photo 31. Bearing 6 severe bulging and splitting, replace, POA, photo 30.												
O	P36	PED	44 O	4	6.0	EACH	6.0					
O	P36	H	54 C	4	1.0	EACH	1.0					

Released under RTI - DTMR

Structure Id 817 **Name** _____

Inspection Date 18-DEC-2011 **Inspection Level 2** [X] **Level 3** [ ] **Underwater** [ ]

Component Location				Exposure Class	Quantity	Unit	Quantity Per Condition State				Maintenance Reqd	Comments
Modification	Group	Component	Standard				1	2	3	4		* Location of item/condition * Description of defects by location type, magnitude,extent * References of sketches and photos (Roll/Exposure Nos)
O	P36	P	56 P	4	5.0	EACH	5.0					
O	S37	D	20 C	4	160.5	M2	160.5					
O	S37	G	22 P	4	3.0	EACH	3.0					
O	S37	XG	31 C	4	3.0	EACH	2.0		1.0			
1,1,3. XG3 starting to spall side 2 between girders 2 and 3 monitor.												
O	S37	W	71 O	4	1.0	EACH	1.0					
O	P37	B	42 O	4	4.0	EACH			4.0			
X,3,3,X,3,3. Bearings 2,3,5,6 have either moderate splitting, bulging or both, monitor. Bearings 1 and 4 in exception due to ply sheeting in spans 37 and 38.												
O	P37	PED	44 O	4	4.0	EACH	4.0					Ped 1 and 4 in exceptions due to ply sheeting in spans 37 and 38.
O	P37	H	54 C	4	1.0	EACH	1.0					
O	P37	P	56 P	4	5.0	EACH	5.0					
O	S38	D	20 C	4	160.5	M2	160.5					Actual inspection was 50% only due to ply-sheeting between girders 1 and 2 covering the rest.
O	S38	G	22 P	4	3.0	EACH	2.0		1.0			
3,1,1. Girder 1 E1 starting to spall, monitor.												
O	S38	XG	31 C	4	3.0	EACH	3.0					Note: only 50% inspected due to ply-sheeting between Girders 1 and 2.
O	S38	W	71 O	4	1.0	EACH	1.0					
O	A2	B	42 O	4	3.0	EACH	X	X	X	X		Exception due to all bearings covered in behind block wall. See photo 35 in Exceptions.
O	A2	PED	44 O	4	3.0	EACH	X	X	X	X		
Components in exception due to block wall, see photo 35 in Exceptions.												
O	A2	A	50 C	4	1.0	EACH	X	X	X	X		Abutment in exception due to block wall, see photo 35 in Exceptions Report.
O	A2	P	56 P	4	5.0	EACH	X	X	X	X		All piles underground.
O	A2	WW	51 C	4	2.0	EACH	2.0					

Released under RTI - DTMR

Defective Components Report

B2/3 | **Sheet 1 Of 20**

Structure Id 817 | **Name**
Crossing Name Pumicestone Channel | **Alt. Name** Bribie Island Bridge
Structure Type Bridge | **Owner** MR DEPARTMENT OF MAIN R
Construction Type Girder/Beam | **District** 407 North Coast
Construction Material Pre-Stressed Concrete | **LGA Id** 250 MORETON BAY REGIONA
Inspector Peter A Robertson | **Date** 18-DEC-2011

Inspection Level 2 [X] **Programmed** [X]
Level 3 [ ] **Exceptional** [ ] **Underwater** [ ]

Road Section Id	Description	S	Cway	Start S	Start RPC	Start Tdist	End RPC	End Tdist	TDist Start	TDist End
126	CABOOLTURE - BR	C	1	C	5	0.000	5	0.839	18.220	19.059

Component Location: Modification	Group	Component	Standard Number	Exposure Class	Condition State	Description of Defect (* Detailed Description * Estimated Quantity * "Other" action required * Urgency of action (what, who, when, how) * Recommended Testing * Reference of Sketches and Photos (Roll/Exposure Nos))	Required Action (X): Monitor	Level 3 Inspection	Other
O	AP1	AP	70 O	4	3				X
Pavement pot-holing approx 0.5m2 side 1 and cracking transversely <3-4mm wide at start of relieving-slab. Relieving-slab appears to have slight rotatation under traffic. Recomend stabilising relieving-slab and repairing pavement. See photo 47.									
O	AP1	GR1	72 S	4	4				X
Guardrail not to AS/NZS 3845 standards, not connected to structure, average height 580mm and no end treatment, replace. See photo 46.									
O	AP1	GR1	72 T	4	4				X
Side 2 of Approach only; not to AS/NZS 3845,entirely timber, replace, see photo 44.									
O	P2	J1	11 O	4	3		X		
Middle seal has moderate splitting on top surface, monitor, photo 49.									
O	P3	J1	11 O	4	3		X		
Moderate splitting in seal 1 and bulging in seal 3, monitor both, see photos 51,52.									
O	P4	J1	11 O	4	3		X		
Moderate splitting on top surface of all 3 seals, see photos 54,55, monitor.									
O	P5	J1	11 O	4	3	Moderate splits top of seal 3, monitor, photo 56.	X		
O	P6	J1	11 O	4	3		X		
Moderate splits top surface on seals 2 and 3, monitor.									
O	P7	J1	11 O	4	3	Moderate splits in top of seal 2, monitor, photo 58.	X		
O	P8	J1	11 O	4	3	Moderate splits top surface of seals 2 and 3, monitor, see photo 59.	X		
O	P10	J1	11 O	4	3		X		
Moderate splits at top on all 3 seals, monitor. See photo 60.									

Released under RTI - DTMR

Defective Components Report

B2/3 | **Sheet 2 Of 20**

Structure Id 817 **Name** _____

Inspection Date 18-DEC-2011 **Inspection Level 2** [X] **Level 3** [ ] **Underwater** [ ]

Component Location				Exposure Class	Condition State	Description of Defect * Detailed Description * Estimated Quantity * "Other" action required * Urgency of action (what, who, when, how) * Recommended Testing * Reference of Sketches and Photos (Roll/Exposure Nos)	Required Action (X)		
Modification	Group	Component	Standard Number				Monitor	Level 3 Inspection	Other
O	P11	J1	11 O	4	3	Rubber joints 2,3 have moderate splits on top surface, monitor, photo 61.	X		
O	P12	J1	11 O	4	3	Rubber joint No. 2 has moderate splits top surface, monitor, Photo 62.	X		
O	P13	J1	11 O	4	3	Rubber joints 1 and 3 have moderate splits top surface, monitor, see photo 64.	X		
O	S14	BR2	2 C	4	3				X
Side 2 post No.6 spalling at top, exposed steel. Clean steel and reinstate mortar, approx 0.2m2, see photo 65. Protective coating failing throughout.									
O	P14	J1	11 O	4	3	Rubber joint No.3 has moderate split and tearing at top, monitor, see photo 66.	X		
O	S17	BR2	2 C	4	3				X
Side 2 posts 4,5 cracking spalling, recomend break back cracked section and reinstate concrete,approx 0.2m2.									
O	P17	J1	11 O	4	3	Rubber joints 1 and 2 have moderate splits at top, monitor.	X		
O	P19	J1	11 O	4	3	Rubber joint No.2 has moderate splits at top, monitor.	X		
O	P20	J1	11 O	4	3	Rubber joint No.2 has moderate splits on top surface, monitor, photo 68.	X		
O	P23	J1	11 O	4	3		X		
Rubber joint No.3 has moderate splits,bulging and unevenness throughout, monitor, see photo 69.									
O	P24	J1	11 O	4	3	Rubber joint No.2 has moderate splits on top surface, monitor, photo 70.	X		
O	P25	J1	11 O	4	3		X		
Rubber joints 1 and 2 minor splits. Rubber joint No.3 has moderate splitting on top surface, monitor, photo 71.									
O	P26	J1	11 O	4	3		X		
Rubber joint No. 3 splitting on top, monitor, photo 72.									
O	P28	J1	11 O	4	3	Rubber joint No.3 has moderate splits at top, monitor, photo 73.	X		
O	S30	BR1	2 C	4	3				X
Side 1 post 6 spalling at top with exposed steel, recomend break back to below steel and reinstate concrete.									
O	P31	J2	11 O	4	3		X		
Minor splits in rubber joints 1 and 2. Rubber joint number 3 has moderate splits at top, monitor,photo 76.									
O	P33	J1	11 O	4	3	Moderate splits in all 3 joints, monitor, photo 77.	X		
O	P37	J1	11 O	4	3	All three rubber joints have moderate splitting on top surface, monitor, photos 80,81.	X		

Released under RTI - DTMR

Defective Components Report

B2/3 | **Sheet 3 Of 20**

Structure Id 817 **Name** _____

Inspection Date 18-DEC-2011 **Inspection Level 2** [X] **Level 3** [ ] **Underwater** [ ]

Component Location				Exposure Class	Condition State	Description of Defect * Detailed Description * Estimated Quantity * "Other" action required * Urgency of action (what, who, when, how) * Recommended Testing * Reference of Sketches and Photos (Roll/Exposure Nos)	Required Action (X)		
Modification	Group	Component	Standard Number				Monitor	Level 3 Inspection	Other
O	A2	J1	11 O	4	3	Rubber joint No.3 has moderate splits on top surface, monitor, photo 83.	X		
O	AP2	GR1	72 S	4	4				X
Not to Australian standards, not connected to structure, recomend replace for 28m. see photo 85.									
O	AP2	AP	70 O	4	3				X
Pavement pot-holing in eastbound lane approx 3m2, recomend dig-out and replace, photo 84.									
O	A1	B1	42 O	4	3	All bearings bulging, monitor.	X		
O	A1	B2	42 O	4	3	All bearings bulging, monitor.	X		
O	A1	B3	42 O	4	3	All bearings bulging, monitor.	X		
O	P1	B1	42 O	4	3		X		
All bearings splitting and bulging, see photo 03, monitor.									
O	P1	B2	42 O	4	3		X		
All bearings splitting and bulging, see photo 03, monitor.									
O	P1	B3	42 O	4	3		X		
All bearings splitting and bulging, see photo 03, monitor.									
O	P1	B4	42 O	4	3		X		
All bearings splitting and bulging, see photo 03, monitor.									
O	P1	B5	42 O	4	3		X		
All bearings splitting and bulging, see photo 03, monitor.									
O	P1	B6	42 O	4	3		X		
All bearings splitting and bulging, see photo 03, monitor.									
O	P2	B1	42 O	4	3		X		
All bearings are bulging and splitting, monitor, see photo 04.									
O	P2	B2	42 O	4	3		X		
All bearings are bulging and splitting, monitor, see photo 04.									
O	P2	B3	42 O	4	3		X		
All bearings are bulging and splitting, monitor, see photo 04.									

Released under RTI - DTMR

Defective Components Report

B2/3 | **Sheet 4 Of 20**

Structure Id 817 **Name** _____

Inspection Date 18-DEC-2011 **Inspection Level 2** [X] **Level 3** [ ] **Underwater** [ ]

Component Location				Exposure Class	Condition State	Description of Defect * Detailed Description * Estimated Quantity * "Other" action required * Urgency of action (what, who, when, how) * Recommended Testing * Reference of Sketches and Photos (Roll/Exposure Nos)	Required Action (X)		
Modification	Group	Component	Standard Number				Monitor	Level 3 Inspection	Other
O	P2	B4	42 O	4	3		X		
All bearings are bulging and splitting, monitor, see photo 04.									
O	P2	B5	42 O	4	3		X		
All bearings are bulging and splitting, monitor, see photo 04.									
O	P2	B6	42 O	4	3		X		
All bearings are bulging and splitting, monitor, see photo 04.									
O	S3	XG1	31 C	4	3				X
3,1,1. XG1 side 2 outside of girder 3 spalling, exposed steel approx 0.2m2, repair, see photo 06.									
O	P3	B1	42 O	4	3	All bearings are bulging and splitting, monitor, see photo 04.	X		
O	P3	B2	42 O	4	3		X		
All bearings are bulging and splitting, monitor, see photo 04.									
O	P3	B3	42 O	4	3		X		
All bearings are bulging and splitting, monitor, see photo 04.									
O	P3	B4	42 O	4	3		X		
All bearings are bulging and splitting, monitor, see photo 04.									
O	P3	B5	42 O	4	3		X		
All bearings are bulging and splitting, monitor, see photo 04.									
O	P3	B6	42 O	4	3		X		
All bearings are bulging and splitting, monitor, see photo 04.									
O	P4	B1	42 O	4	3		X		
All bearings either bulging,splitting or both at front and side edges, see photo 04 as typical. Monitor.									
O	P4	B2	42 O	4	3		X		
All bearings either bulging,splitting or both at front and side edges, see photo 04 as typical. Monitor.									
O	P4	B3	42 O	4	3		X		
All bearings either bulging,splitting or both at front and side edges, see photo 04 as typical. Monitor.									

Released under RTI - DTMR

Defective Components Report

B2/3 | **Sheet 5 Of 20**

Structure Id 817 **Name** _____

Inspection Date 18-DEC-2011 **Inspection Level 2** [X] **Level 3** [ ] **Underwater** [ ]

Component Location				Exposure Class	Condition State	Description of Defect * Detailed Description * Estimated Quantity * "Other" action required * Urgency of action (what, who, when, how) * Recommended Testing * Reference of Sketches and Photos (Roll/Exposure Nos)	Required Action (X)		
Modification	Group	Component	Standard Number				Monitor	Level 3 Inspection	Other
O	P4	B4	42 O	4	3		X		
All bearings either bulging,splitting or both at front and side edges, see photo 04 as typical. Monitor.									
O	P4	B5	42 O	4	3		X		
All bearings either bulging,splitting or both at front and side edges, see photo 04 as typical. Monitor.									
O	P4	B6	42 O	4	3		X		
All bearings either bulging,splitting or both at front and side edges, see photo 04 as typical. Monitor.									
O	S5	XG3	31 C	4	3	1,1,3. XG3 side 2 spalling with exposed steel, repair, approx 0.2m2, see photo 07.			X
O	P5	B1	42 O	4	3		X		
All bearings either bulging, splitting or both, front and side surfaces, monitor, see photo 8 as typical.									
O	P5	B2	42 O	4	3		X		
All bearings either bulging, splitting or both, front and side surfaces, monitor, see photo 8 as typical.									
O	P5	B3	42 O	4	3		X		
All bearings either bulging, splitting or both, front and side surfaces, monitor, see photo 8 as typical.									
O	P5	B4	42 O	4	3		X		
All bearings either bulging, splitting or both, front and side surfaces, monitor, see photo 8 as typical.									
O	P5	B5	42 O	4	3		X		
All bearings either bulging, splitting or both, front and side surfaces, monitor, see photo 8 as typical.									
O	P5	B6	42 O	4	3		X		
All bearings either bulging, splitting or both, front and side surfaces, monitor, see photo 8 as typical.									
O	S6	G2	22 P	4	3				X
1,3,1. Girder 2 E2 a 200mm x 50mm section spalled with steel exposed, repair, see photo 09.									
O	P6	B1	42 O	4	3		X		
All bearings either bulging/splitting or both on front and side edges, monitor, see photo 04 as reference.									
O	P6	B2	42 O	4	3		X		
All bearings either bulging/splitting or both on front and side edges, monitor, see photo 04 as reference.									

Released under RTI - DTMR

Defective Components Report

B2/3 | **Sheet 6 Of 20**

Structure Id 817 **Name** _____

Inspection Date 18-DEC-2011 **Inspection Level 2** [X] **Level 3** [ ] **Underwater** [ ]

Component Location				Exposure Class	Condition State	Description of Defect * Detailed Description * Estimated Quantity * "Other" action required * Urgency of action (what, who, when, how) * Recommended Testing * Reference of Sketches and Photos (Roll/Exposure Nos)	Required Action (X)		
Modification	Group	Component	Standard Number				Monitor	Level 3 Inspection	Other
O	P6	B3	42 O	4	3		X		
All bearings either bulging/splitting or both on front and side edges, monitor, see photo 04 as reference.									
O	P6	B4	42 O	4	3		X		
All bearings either bulging/splitting or both on front and side edges, monitor, see photo 04 as reference.									
O	P6	B5	42 O	4	3		X		
All bearings either bulging/splitting or both on front and side edges, monitor, see photo 04 as reference.									
O	P6	B6	42 O	4	3		X		
All bearings either bulging/splitting or both on front and side edges, monitor, see photo 04 as reference.									
O	P7	B1	42 O	4	3		X		
All bearings either bulging/splitting or both along all exposed faces, monitor, see photo 10 as reference.									
O	P7	B2	42 O	4	3		X		
All bearings either bulging/splitting or both along all exposed faces, monitor, see photo 10 as reference.									
O	P7	B3	42 O	4	3		X		
All bearings either bulging/splitting or both along all exposed faces, monitor, see photo 10 as reference.									
O	P7	B4	42 O	4	3		X		
All bearings either bulging/splitting or both along all exposed faces, monitor, see photo 10 as reference.									
O	P7	B5	42 O	4	3		X		
All bearings either bulging/splitting or both along all exposed faces, monitor, see photo 10 as reference.									
O	P7	B6	42 O	4	3		X		
All bearings either bulging/splitting or both along all exposed faces, monitor, see photo 10 as reference.									
O	P7	P1	56 P	4	3		X		
3,1,1,1,1. Pile 1 has vertical crack approx 1.5m x <0.5mm wide crack, monitor.									

Released under RTI - DTMR

Defective Components Report

B2/3 | **Sheet 7 Of 20**

Structure Id 817 **Name** _____

Inspection Date 18-DEC-2011 **Inspection Level 2** [X] **Level 3** [ ] **Underwater** [ ]

Component Location				Exposure Class	Condition State	Description of Defect * Detailed Description * Estimated Quantity * "Other" action required * Urgency of action (what, who, when, how) * Recommended Testing * Reference of Sketches and Photos (Roll/Exposure Nos)	Required Action (X)		
Modification	Group	Component	Standard Number				Monitor	Level 3 Inspection	Other
O	P8	B1	42 O	4	3		X		
All bearings either bulging splitting or both on all exposed faces, monitor, see photo 10 as reference.									
O	P8	B2	42 O	4	3		X		
All bearings either bulging splitting or both on all exposed faces, monitor, see photo 10 as reference.									
O	P8	B3	42 O	4	3		X		
All bearings either bulging splitting or both on all exposed faces, monitor, see photo 10 as reference.									
O	P8	B4	42 O	4	3		X		
All bearings either bulging splitting or both on all exposed faces, monitor, see photo 10 as reference.									
O	P8	B5	42 O	4	3		X		
All bearings either bulging splitting or both on all exposed faces, monitor, see photo 10 as reference.									
O	P8	B6	42 O	4	3		X		
All bearings either bulging splitting or both on all exposed faces, monitor, see photo 10 as reference.									
O	P9	B1	42 O	4	3		X		
All bearings either bulging splitting or both on all exposed faces, monitor, see photo 10 as reference.									
O	P9	B2	42 O	4	3		X		
All bearings either bulging splitting or both on all exposed faces, monitor, see photo 10 as reference.									
O	P9	B3	42 O	4	3		X		
All bearings either bulging splitting or both on all exposed faces, monitor, see photo 10 as reference.									
O	P9	B4	42 O	4	3		X		
All bearings either bulging splitting or both on all exposed faces, monitor, see photo 10 as reference.									
O	P9	B5	42 O	4	3		X		
All bearings either bulging splitting or both on all exposed faces, monitor, see photo 10 as reference.									
O	P9	B6	42 O	4	3		X		
All bearings either bulging splitting or both on all exposed faces, monitor, see photo 10 as reference.									
O	P9	P3	56 P	4	4				X
1,1,4,1,1.P3 vertical crack is 110mm long 12mm wide 4mm deep.2m.from river bed.Spalling due to lack of cover.Seek Engineers advice for fix.									

Released under RTI - DTMR

Defective Components Report

B2/3 | **Sheet 8 Of 20**

Structure Id 817 **Name** _____

Inspection Date 18-DEC-2011 **Inspection Level 2** [X] **Level 3** [ ] **Underwater** [ ]

Component Location				Exposure Class	Condition State	Description of Defect * Detailed Description * Estimated Quantity * "Other" action required * Urgency of action (what, who, when, how) * Recommended Testing * Reference of Sketches and Photos (Roll/Exposure Nos)	Required Action (X)		
Modification	Group	Component	Standard Number				Monitor	Level 3 Inspection	Other
O	S10	XG3	31 C	4	3				X
1,1,3. XG3 spalling/exposed steel side 1 outside of girder 1, approx 0.3m2, repair, see photo 12.									
O	P10	B1	42 O	4	3		X		
All bearings either bulging splitting or both on all exposed faces, monitor, see photo 10 as reference.									
O	P10	B2	42 O	4	3		X		
All bearings either bulging splitting or both on all exposed faces, monitor, see photo 10 as reference.									
O	P10	B3	42 O	4	3		X		
All bearings either bulging splitting or both on all exposed faces, monitor, see photo 10 as reference.									
O	P10	B4	42 O	4	3		X		
All bearings either bulging splitting or both on all exposed faces, monitor, see photo 10 as reference.									
O	P10	B5	42 O	4	3		X		
All bearings either bulging splitting or both on all exposed faces, monitor, see photo 10 as reference.									
O	P10	B6	42 O	4	3		X		
All bearings either bulging splitting or both on all exposed faces, monitor, see photo 10 as reference.									
O	P11	B1	42 O	4	3		X		
All bearings either bulging splitting or both on all exposed faces, monitor, see photo 13 as reference.									
O	P11	B2	42 O	4	3		X		
All bearings either bulging splitting or both on all exposed faces, monitor, see photo 13 as reference.									
O	P11	B3	42 O	4	3		X		
All bearings either bulging splitting or both on all exposed faces, monitor, see photo 13 as reference.									
O	P11	B4	42 O	4	3		X		
All bearings either bulging splitting or both on all exposed faces, monitor, see photo 13 as reference.									
O	P11	B5	42 O	4	3		X		
All bearings either bulging splitting or both on all exposed faces, monitor, see photo 13 as reference.									
O	P11	B6	42 O	4	3		X		
All bearings either bulging splitting or both on all exposed faces, monitor, see photo 13 as reference.									

Released under RTI - DTMR

Defective Components Report

B2/3 | **Sheet 9 Of 20**

Structure Id 817 **Name** _____

Inspection Date 18-DEC-2011 **Inspection Level 2** [X] **Level 3** [ ] **Underwater** [ ]

Component Location				Exposure Class	Condition State	Description of Defect * Detailed Description * Estimated Quantity * "Other" action required * Urgency of action (what, who, when, how) * Recommended Testing * Reference of Sketches and Photos (Roll/Exposure Nos)	Required Action (X)		
Modification	Group	Component	Standard Number				Monitor	Level 3 Inspection	Other
O	S12	XG3	31 C	4	3				X
1,1,3. XG3 spalling/exposed steel, side 1 outside of girder 1, approx 0.3m2, repair.									
O	P12	B1	42 O	4	3		X		
3,3,3,3,3,4. Bearings 1-5 have moderate splitting/bulging or both along all faces, monitor.									
O	P12	B2	42 O	4	3		X		
3,3,3,3,3,4. Bearings 1-5 have moderate splitting/bulging or both along all faces, monitor.									
O	P12	B3	42 O	4	3		X		
3,3,3,3,3,4. Bearings 1-5 have moderate splitting/bulging or both along all faces, monitor.									
O	P12	B4	42 O	4	3		X		
3,3,3,3,3,4. Bearings 1-5 have moderate splitting/bulging or both along all faces, monitor.									
O	P12	B5	42 O	4	3		X		
3,3,3,3,3,4. Bearings 1-5 have moderate splitting/bulging or both along all faces, monitor.									
O	P12	B6	42 O	4	4				X
3,3,3,3,3,4. Bearing 6 has excessive bulging front and sides, recomend replace, see photo 15. POA.									
O	P13	B1	42 O	4	3	All bearings have either moderate bulging/splitting or both along all faces, monitor.	X		
O	P13	B2	42 O	4	3	All bearings have either moderate bulging/splitting or both along all faces, monitor.	X		
O	P13	B3	42 O	4	3	All bearings have either moderate bulging/splitting or both along all faces, monitor.	X		
O	P13	B4	42 O	4	3	All bearings have either moderate bulging/splitting or both along all faces, monitor.	X		
O	P13	B5	42 O	4	3	All bearings have either moderate bulging/splitting or both along all faces, monitor.	X		
O	P13	B6	42 O	4	3	All bearings have either moderate bulging/splitting or both along all faces, monitor.	X		
O	P14	B1	42 O	4	3	All bearing have either moderate splitting or bulging or both, monitor.	X		
O	P14	B2	42 O	4	3	All bearing have either moderate splitting or bulging or both, monitor.	X		
O	P14	B3	42 O	4	3	All bearing have either moderate splitting or bulging or both, monitor.	X		

Released under RTI - DTMR

Defective Components Report

B2/3 | **Sheet 10 Of 20**

Structure Id 817 **Name** _____

Inspection Date 18-DEC-2011 **Inspection Level 2** [X] **Level 3** [ ] **Underwater** [ ]

Component Location				Exposure Class	Condition State	Description of Defect * Detailed Description * Estimated Quantity * "Other" action required * Urgency of action (what, who, when, how) * Recommended Testing * Reference of Sketches and Photos (Roll/Exposure Nos)	Required Action (X)		
Modification	Group	Component	Standard Number				Monitor	Level 3 Inspection	Other
O	P14	B4	42 O	4	3	All bearing have either moderate splitting or bulging or both, monitor.	X		
O	P14	B5	42 O	4	3	All bearing have either moderate splitting or bulging or both, monitor.	X		
O	P14	B6	42 O	4	3	All bearing have either moderate splitting or bulging or both, monitor.	X		
O	P15	B1	42 O	4	3	All bearings have either moderate splitting, bulging or both along front and side edges.	X		
O	P15	B2	42 O	4	3	All bearings have either moderate splitting, bulging or both along front and side edges.	X		
O	P15	B3	42 O	4	3	All bearings have either moderate splitting, bulging or both along front and side edges.	X		
O	P15	B4	42 O	4	3	All bearings have either moderate splitting, bulging or both along front and side edges.	X		
O	P15	B5	42 O	4	3	All bearings have either moderate splitting, bulging or both along front and side edges.	X		
O	P15	B6	42 O	4	3	All bearings have either moderate splitting, bulging or both along front and side edges.	X		
O	P16	B1	42 O	4	3	All bearings have either moderate splitting, bulging or both along front and side edges.	X		
O	P16	B2	42 O	4	3	All bearings have either moderate splitting, bulging or both along front and side edges.	X		
O	P16	B3	42 O	4	3	All bearings have either moderate splitting, bulging or both along front and side edges.	X		
O	P16	B4	42 O	4	3	All bearings have either moderate splitting, bulging or both along front and side edges.	X		
O	P16	B5	42 O	4	3	All bearings have either moderate splitting, bulging or both along front and side edges.	X		
O	P16	B6	42 O	4	3	All bearings have either moderate splitting, bulging or both along front and side edges.	X		
O	P17	B1	42 O	4	3	All bearings have either splitting,bulging or both along front and side edges, monitor	X		
O	P17	B2	42 O	4	3	All bearings have either splitting,bulging or both along front and side edges, monitor	X		
O	P17	B3	42 O	4	3	All bearings have either splitting,bulging or both along front and side edges, monitor	X		
O	P17	B4	42 O	4	3	All bearings have either splitting,bulging or both along front and side edges, monitor	X		
O	P17	B5	42 O	4	3	All bearings have either splitting,bulging or both along front and side edges, monitor	X		
O	P17	B6	42 O	4	3	All bearings have either splitting,bulging or both along front and side edges, monitor	X		
O	P18	B1	42 O	4	3		X		
All bearings have either moderate splitting, bulging or both along front and side edges, monitor. See photo 17 in bearing 2.									
O	P18	B2	42 O	4	3		X		
All bearings have either moderate splitting, bulging or both along front and side edges, monitor. See photo 17 in bearing 2.									

Released under RTI - DTMR

Defective Components Report

B2/3 | **Sheet 11 Of 20**

Structure Id 817 **Name** _____

Inspection Date 18-DEC-2011 **Inspection Level 2** [X] **Level 3** [ ] **Underwater** [ ]

Component Location				Exposure Class	Condition State	Description of Defect * Detailed Description * Estimated Quantity * "Other" action required * Urgency of action (what, who, when, how) * Recommended Testing * Reference of Sketches and Photos (Roll/Exposure Nos)	Required Action (X)		
Modification	Group	Component	Standard Number				Monitor	Level 3 Inspection	Other
O	P18	B3	42 O	4	3		X		
All bearings have either moderate splitting, bulging or both along front and side edges, monitor. See photo 17 in bearing 2.									
O	P18	B4	42 O	4	3		X		
All bearings have either moderate splitting, bulging or both along front and side edges, monitor. See photo 17 in bearing 2.									
O	P18	B5	42 O	4	3		X		
All bearings have either moderate splitting, bulging or both along front and side edges, monitor. See photo 17 in bearing 2.									
O	P18	B6	42 O	4	3		X		
All bearings have either moderate splitting, bulging or both along front and side edges, monitor. See photo 17 in bearing 2.									
O	P19	B1	42 O	4	3		X		
All bearings have either moderate splitting, bulging or both along front and side edges,monitor.									
O	P19	B2	42 O	4	3		X		
All bearings have either moderate splitting, bulging or both along front and side edges,monitor.									
O	P19	B3	42 O	4	3		X		
All bearings have either moderate splitting, bulging or both along front and side edges,monitor.									
O	P19	B4	42 O	4	3		X		
All bearings have either moderate splitting, bulging or both along front and side edges,monitor.									
O	P19	B5	42 O	4	3		X		
All bearings have either moderate splitting, bulging or both along front and side edges,monitor.									
O	P19	B6	42 O	4	3		X		
All bearings have either moderate splitting, bulging or both along front and side edges,monitor.									
O	P20	B1	42 O	4	3		X		
All bearings have either moderate splitting, bulging or both along front and side edges,monitor.									
O	P20	B2	42 O	4	3		X		
All bearings have either moderate splitting, bulging or both along front and side edges,monitor.									
O	P20	B3	42 O	4	3		X		
All bearings have either moderate splitting, bulging or both along front and side edges,monitor.									
O	P20	B4	42 O	4	3		X		

Released under RTI - DTMR

Structure Id 817 Name _____

Inspection Date 18-DEC-2011 Inspection Level 2 [X] Level 3 [ ] Underwater [ ]

Component Location				Exposure Class	Condition State	Description of Defect * Detailed Description * Estimated Quantity * "Other" action required * Urgency of action (what, who, when, how) * Recommended Testing * Reference of Sketches and Photos (Roll/Exposure Nos)	Required Action (X)		
Modification	Group	Component	Standard Number				Monitor	Level 3 Inspection	Other
						All bearings have either moderate splitting, bulging or both along front and side edges,monitor.			
O	P20	B5	42 O	4	3		X		
						All bearings have either moderate splitting, bulging or both along front and side edges,monitor.			
O	P20	B6	42 O	4	3		X		
						All bearings have either moderate splitting, bulging or both along front and side edges,monitor.			
O	P21	B1	42 O	4	3		X		
						3,4,3,3,3,3. Bearings 1,3,4,5,6 have either moderate splitting, bulging or both along front and side edges,monitor.			
O	P21	B2	42 O	4	4	3,4,3,3,3,3. Bearing 2 excessive bulging, recomend replacing, see photo 19. POA.			X
O	P21	B3	42 O	4	3		X		
						3,4,3,3,3,3. Bearings 1,3,4,5,6 have either moderate splitting, bulging or both along front and side edges,monitor.			
O	P21	B4	42 O	4	3		X		
						3,4,3,3,3,3. Bearings 1,3,4,5,6 have either moderate splitting, bulging or both along front and side edges,monitor.			
O	P21	B5	42 O	4	3		X		
						3,4,3,3,3,3. Bearings 1,3,4,5,6 have either moderate splitting, bulging or both along front and side edges, monitor.			
O	P21	B6	42 O	4	3		X		
						3,4,3,3,3,3. Bearings 1,3,4,5,6 have either moderate splitting, bulging or both along front and side edges,monitor.			
O	P22	B1	42 O	4	3		X		
						All bearings have either moderate splitting, bulging or both along front and side edges,monitor.			
O	P22	B2	42 O	4	3		X		
						All bearings have either moderate splitting, bulging or both along front and side edges,monitor.			
O	P22	B3	42 O	4	3		X		
						All bearings have either moderate splitting, bulging or both along front and side edges,monitor.			
O	P22	B4	42 O	4	3		X		
						All bearings have either moderate splitting, bulging or both along front and side edges,monitor.			
O	P22	B5	42 O	4	3		X		
						All bearings have either moderate splitting, bulging or both along front and side edges,monitor.			

Released under RTI - DTMR

Defective Components Report

B2/3 | **Sheet 13 Of 20**

Structure Id 817 **Name** _____

Inspection Date 18-DEC-2011 **Inspection Level 2** [X] **Level 3** [ ] **Underwater** [ ]

Component Location				Exposure Class	Condition State	Description of Defect * Detailed Description * Estimated Quantity * "Other" action required * Urgency of action (what, who, when, how) * Recommended Testing * Reference of Sketches and Photos (Roll/Exposure Nos)	Required Action (X)		
Modification	Group	Component	Standard Number				Monitor	Level 3 Inspection	Other
O	P22	B6	42 O	4	3		X		
All bearings have either moderate splitting, bulging or both along front and side edges,monitor.									
O	S23	XG1	31 C	4	3				X
3,1,1. XG1 spalling, steel exposed side 2, approx 0.3m2 square, repair.									
O	P23	B1	42 O	4	3		X		
All bearings have either moderate splitting, bulging or both along front and side edges, see bearing 5 photo 20, as typical, monitor.									
O	P23	B2	42 O	4	3		X		
All bearings have either moderate splitting, bulging or both along front and side edges, see bearing 5 photo 20, as typical, monitor.									
O	P23	B3	42 O	4	3		X		
All bearings have either moderate splitting, bulging or both along front and side edges, see bearing 5 photo 20, as typical, monitor.									
O	P23	B4	42 O	4	3		X		
All bearings have either moderate splitting, bulging or both along front and side edges, see bearing 5 photo 20, as typical, monitor.									
O	P23	B5	42 O	4	3		X		
All bearings have either moderate splitting, bulging or both along front and side edges, see bearing 5 photo 20, as typical, monitor.									
O	P23	B6	42 O	4	3		X		
All bearings have either moderate splitting, bulging or both along front and side edges, see bearing 5 photo 20, as typical, monitor.									
O	P24	B1	42 O	4	3		X		
All bearings have either moderate splitting, bulging or both along front and side edges, monitor.									
O	P24	B2	42 O	4	3		X		
All bearings have either moderate splitting, bulging or both along front and side edges, monitor.									
O	P24	B3	42 O	4	3		X		
All bearings have either moderate splitting, bulging or both along front and side edges, monitor.									
O	P24	B4	42 O	4	3		X		
All bearings have either moderate splitting, bulging or both along front and side edges, monitor.									
O	P24	B5	42 O	4	3		X		
All bearings have either moderate splitting, bulging or both along front and side edges, monitor.									
O	P24	B6	42 O	4	3		X		

Released under RTI - DTMR

Defective Components Report

B2/3 | Sheet 14 Of 20

Structure Id 817 Name _____

Inspection Date 18-DEC-2011 Inspection Level 2 [X] Level 3 [ ] Underwater [ ]

Component Location				Exposure Class	Condition State	Description of Defect * Detailed Description * Estimated Quantity * "Other" action required * Urgency of action (what, who, when, how) * Recommended Testing * Reference of Sketches and Photos (Roll/Exposure Nos)	Required Action (X)		
Modification	Group	Component	Standard Number				Monitor	Level 3 Inspection	Other
All bearings have either moderate splitting, bulging or both along front and side edges, monitor.									
O	P25	B1	42 O	4	3		X		
All bearings have either moderate splitting, bulging or both along front and side edges,monitor.									
O	P25	B2	42 O	4	3		X		
All bearings have either moderate splitting, bulging or both along front and side edges,monitor.									
O	P25	B3	42 O	4	3		X		
All bearings have either moderate splitting, bulging or both along front and side edges,monitor.									
O	P25	B4	42 O	4	3		X		
All bearings have either moderate splitting, bulging or both along front and side edges,monitor.									
O	P25	B5	42 O	4	3		X		
All bearings have either moderate splitting, bulging or both along front and side edges,monitor.									
O	P25	B6	42 O	4	3		X		
All bearings have either moderate splitting, bulging or both along front and side edges,monitor.									
O	P26	B1	42 O	4	3		X		
All bearings have either moderate splitting, bulging or both along front and side edges, see bearing 4 photo 22, monitor.									
O	P26	B2	42 O	4	3		X		
All bearings have either moderate splitting, bulging or both along front and side edges, see bearing 4 photo 22, monitor.									
O	P26	B3	42 O	4	3		X		
All bearings have either moderate splitting, bulging or both along front and side edges, see bearing 4 photo 22, monitor.									
O	P26	B4	42 O	4	3		X		
All bearings have either moderate splitting, bulging or both along front and side edges, see bearing 4 photo 22, monitor.									
O	P26	B5	42 O	4	3		X		
All bearings have either moderate splitting, bulging or both along front and side edges, see bearing 4 photo 22, monitor.									
O	P26	B6	42 O	4	3		X		
All bearings have either moderate splitting, bulging or both along front and side edges, see bearing 4 photo 22, monitor.									
O	P27	B1	42 O	4	3		X		

Released under RTI - DTMR

Defective Components Report

Structure Id 817 Name _____

Inspection Date 18-DEC-2011 Inspection Level 2 [X] Level 3 [ ] Underwater [ ]

Component Location				Exposure Class	Condition State	Description of Defect * Detailed Description * Estimated Quantity * "Other" action required * Urgency of action (what, who, when, how) * Recommended Testing * Reference of Sketches and Photos (Roll/Exposure Nos)	Required Action (X)		
Modification	Group	Component	Standard Number				Monitor	Level 3 Inspection	Other
						All bearings have either moderate splitting, bulging or both along front and side edges,monitor.			
O	P27	B2	42 O	4	3		X		
						All bearings have either moderate splitting, bulging or both along front and side edges,monitor.			
O	P27	B3	42 O	4	3		X		
						All bearings have either moderate splitting, bulging or both along front and side edges,monitor.			
O	P27	B4	42 O	4	3		X		
						All bearings have either moderate splitting, bulging or both along front and side edges,monitor.			
O	P27	B5	42 O	4	3		X		
						All bearings have either moderate splitting, bulging or both along front and side edges,monitor.			
O	P27	B6	42 O	4	3		X		
						All bearings have either moderate splitting, bulging or both along front and side edges,monitor.			
O	P28	B1	42 O	4	3		X		
						3,3,3,3,2,2. Bearings 1,2,3,4 either bulging/splitting or both along front and side edges, monitor.			
O	P28	B2	42 O	4	3		X		
						3,3,3,3,2,2. Bearings 1,2,3,4 either bulging/splitting or both along front and side edges, monitor.			
O	P28	B3	42 O	4	3		X		
						3,3,3,3,2,2. Bearings 1,2,3,4 either bulging/splitting or both along front and side edges, monitor.			
O	P28	B4	42 O	4	3		X		
						3,3,3,3,2,2. Bearings 1,2,3,4 either bulging/splitting or both along front and side edges, monitor.			
O	P29	B1	42 O	4	3		X		
						All bearings have either moderate splitting, bulging or both along front and side edges, monitor. See photo 24 for bearing 1.			
O	P29	B2	42 O	4	3		X		
						All bearings have either moderate splitting, bulging or both along front and side edges, monitor. See photo 24 for bearing 1.			
O	P29	B3	42 O	4	3		X		

Released under RTI - DTMR

Structure Id 817 Name _____

Inspection Date 18-DEC-2011 Inspection Level 2 [X] Level 3 [ ] Underwater [ ]

Component Location				Exposure Class	Condition State	Description of Defect * Detailed Description * Estimated Quantity * "Other" action required * Urgency of action (what, who, when, how) * Recommended Testing * Reference of Sketches and Photos (Roll/Exposure Nos)	Required Action (X)		
Modification	Group	Component	Standard Number				Monitor	Level 3 Inspection	Other
						All bearings have either moderate splitting, bulging or both along front and side edges, monitor. See photo 24 for bearing 1.			
O	P29	B4	42 O	4	3		X		
						All bearings have either moderate splitting, bulging or both along front and side edges, monitor. See photo 24 for bearing 1.			
O	P29	B5	42 O	4	3		X		
						All bearings have either moderate splitting, bulging or both along front and side edges, monitor. See photo 24 for bearing 1.			
O	P29	B6	42 O	4	3		X		
						All bearings have either moderate splitting, bulging or both along front and side edges, monitor. See photo 24 for bearing 1.			
O	P30	B1	42 O	4	3		X		
						All bearings have either moderate splitting, bulging or both along front and side edges,monitor.			
O	P30	B2	42 O	4	3		X		
						All bearings have either moderate splitting, bulging or both along front and side edges,monitor.			
O	P30	B3	42 O	4	3		X		
						All bearings have either moderate splitting, bulging or both along front and side edges,monitor.			
O	P30	B4	42 O	4	3		X		
						All bearings have either moderate splitting, bulging or both along front and side edges,monitor.			
O	P30	B5	42 O	4	3		X		
						All bearings have either moderate splitting, bulging or both along front and side edges,monitor.			
O	P30	B6	42 O	4	3		X		
						All bearings have either moderate splitting, bulging or both along front and side edges,monitor.			
O	S31	XG3	31 C	4	3		X		
						1,1,3. XG3 starting to show signs of spalling,monitor, photo 25.			
O	P31	B1	42 O	4	3		X		
						All bearings have either moderate splitting, bulging or both along front and side edges, monitor.			
O	P31	B2	42 O	4	3		X		
						All bearings have either moderate splitting, bulging or both along front and side edges, monitor.			
O	P31	B3	42 O	4	3		X		

Released under RTI - DTMR

Structure Id 817 Name _____

Inspection Date 18-DEC-2011 Inspection Level 2 [X] Level 3 [ ] Underwater [ ]

Component Location				Exposure Class	Condition State	Description of Defect * Detailed Description * Estimated Quantity * "Other" action required * Urgency of action (what, who, when, how) * Recommended Testing * Reference of Sketches and Photos (Roll/Exposure Nos)	Required Action (X)		
Modification	Group	Component	Standard Number				Monitor	Level 3 Inspection	Other
						All bearings have either moderate splitting, bulging or both along front and side edges, monitor.			
O	P31	B4	42 O	4	3		X		
						All bearings have either moderate splitting, bulging or both along front and side edges, monitor.			
O	P31	B5	42 O	4	3		X		
						All bearings have either moderate splitting, bulging or both along front and side edges, monitor.			
O	P31	B6	42 O	4	3		X		
						All bearings have either moderate splitting, bulging or both along front and side edges, monitor.			
O	P32	B1	42 O	4	3		X		
						All bearings have either moderate splitting, bulging or both along front and side edges, monitor. See photo 26, bearing 5.			
O	P32	B2	42 O	4	3		X		
						All bearings have either moderate splitting, bulging or both along front and side edges, monitor. See photo 26, bearing 5.			
O	P32	B3	42 O	4	3		X		
						All bearings have either moderate splitting, bulging or both along front and side edges, monitor. See photo 26, bearing 5.			
O	P32	B4	42 O	4	3		X		
						All bearings have either moderate splitting, bulging or both along front and side edges, monitor. See photo 26, bearing 5.			
O	P32	B5	42 O	4	3		X		
						All bearings have either moderate splitting, bulging or both along front and side edges, monitor. See photo 26, bearing 5.			
O	P32	B6	42 O	4	3		X		
						All bearings have either moderate splitting, bulging or both along front and side edges, monitor. See photo 26, bearing 5.			
O	S33	XG3	31 C	4	3	1,1,3. XG3 starting to spall side one, monitor, see photo 27.	X		
O	P33	B1	42 O	4	3		X		
						All bearings have either moderate splitting, bulging or both along front and side edges, monitor.			
O	P33	B2	42 O	4	3		X		
						All bearings have either moderate splitting, bulging or both along front and side edges, monitor.			
O	P33	B3	42 O	4	3		X		
						All bearings have either moderate splitting, bulging or both along front and side edges, monitor.			

Released under RTI - DTMR

Defective Components Report

B2/3 | **Sheet 18 Of 20**

Structure Id 817 **Name** _____

Inspection Date 18-DEC-2011 **Inspection Level 2** [X] **Level 3** [ ] **Underwater** [ ]

Component Location				Exposure Class	Condition State	Description of Defect * Detailed Description * Estimated Quantity * "Other" action required * Urgency of action (what, who, when, how) * Recommended Testing * Reference of Sketches and Photos (Roll/Exposure Nos)	Required Action (X)		
Modification	Group	Component	Standard Number				Monitor	Level 3 Inspection	Other
O	P33	B4	42 O	4	3		X		
All bearings have either moderate splitting, bulging or both along front and side edges, monitor.									
O	P33	B5	42 O	4	3		X		
All bearings have either moderate splitting, bulging or both along front and side edges, monitor.									
O	P33	B6	42 O	4	3		X		
All bearings have either moderate splitting, bulging or both along front and side edges, monitor.									
O	P34	B1	42 O	4	3		X		
All bearings have either moderate splitting, bulging or both along front and side edges, monitor.									
O	P34	B2	42 O	4	3		X		
All bearings have either moderate splitting, bulging or both along front and side edges, monitor.									
O	P34	B3	42 O	4	3		X		
All bearings have either moderate splitting, bulging or both along front and side edges, monitor.									
O	P34	B4	42 O	4	3		X		
All bearings have either moderate splitting, bulging or both along front and side edges, monitor.									
O	P34	B5	42 O	4	3		X		
All bearings have either moderate splitting, bulging or both along front and side edges, monitor.									
O	P34	B6	42 O	4	3		X		
All bearings have either moderate splitting, bulging or both along front and side edges, monitor.									
O	S35	XG3	31 C	4	3	1,1,3. XG3 starting to spall side 1, monitor, see photo 28.	X		
O	P35	B1	42 O	4	3		X		
All bearings have either moderate splitting, bulging or both along front and side edges, monitor.									
O	P35	B2	42 O	4	3		X		
All bearings have either moderate splitting, bulging or both along front and side edges, monitor.									
O	P35	B3	42 O	4	3		X		
All bearings have either moderate splitting, bulging or both along front and side edges, monitor.									
O	P35	B4	42 O	4	3		X		
All bearings have either moderate splitting, bulging or both along front and side edges, monitor.									

Released under RTI - DTMR

Structure Id 817 Name _____

Inspection Date 18-DEC-2011 Inspection Level 2 [X] Level 3 [ ] Underwater [ ]

Component Location				Exposure Class	Condition State	Description of Defect * Detailed Description * Estimated Quantity * "Other" action required * Urgency of action (what, who, when, how) * Recommended Testing * Reference of Sketches and Photos (Roll/Exposure Nos)	Required Action (X)		
Modification	Group	Component	Standard Number				Monitor	Level 3 Inspection	Other
O	P35	B5	42 O	4	3		X		
All bearings have either moderate splitting, bulging or both along front and side edges, monitor.									
O	P35	B6	42 O	4	3		X		
All bearings have either moderate splitting, bulging or both along front and side edges, monitor.									
O	S36	XG3	31 C	4	3	1,1,3. XG3 starting to spall side 1, monitor.	X		
O	P36	B1	42 O	4	3		X		
3,3,3,3,4,4. Bearings 1,2,3,4 have either moderate splitting, bulging or both along front and side edges, monitor.									
O	P36	B2	42 O	4	3		X		
3,3,3,3,4,4. Bearings 1,2,3,4 have either moderate splitting, bulging or both along front and side edges, monitor.									
O	P36	B3	42 O	4	3		X		
3,3,3,3,4,4. Bearings 1,2,3,4 have either moderate splitting, bulging or both along front and side edges, monitor.									
O	P36	B4	42 O	4	3		X		
3,3,3,3,4,4. Bearings 1,2,3,4 have either moderate splitting, bulging or both along front and side edges, monitor.									
O	P36	B5	42 O	4	4				X
3,3,3,3,4,4. Bearing 5 severe bulging and splitting, replace, POA, photo 31.									
O	P36	B6	42 O	4	4				X
3,3,3,3,4,4. Bearing 6 severe bulging and splitting, replace, POA, photo 30.									
O	S37	XG3	31 C	4	3		X		
1,1,3. XG3 starting to spall side 2 between girders 2 and 3 monitor.									
O	P37	B2	42 O	4	3		X		
X,3,3,X,3,3. Bearings 2,3,5,6 have either moderate splitting, bulging or both, monitor. Bearings 1 and 4 in exception due to ply sheeting in spans 37 and 38.									
O	P37	B3	42 O	4	3		X		
X,3,3,X,3,3. Bearings 2,3,5,6 have either moderate splitting, bulging or both, monitor. Bearings 1 and 4 in exception due to ply sheeting in spans 37 and 38.									
O	P37	B5	42 O	4	3		X		

Released under RTI - DTMR

Defective Components Report

B2/3 | **Sheet** 20 Of 20

Structure Id 817 **Name** _____

Inspection Date 18-DEC-2011 **Inspection Level 2** [X] **Level 3** [ ] **Underwater** [ ]

Component Location				Exposure Class	Condition State	Description of Defect * Detailed Description * Estimated Quantity * "Other" action required * Urgency of action (what, who, when, how) * Recommended Testing * Reference of Sketches and Photos (Roll/Exposure Nos)	Required Action (X)		
Modification	Group	Component	Standard Number				Monitor	Level 3 Inspection	Other
						X,3,3,X,3,3. Bearings 2,3,5,6 have either moderate splitting, bulging or both, monitor. Bearings 1 and 4 in exception due to ply sheeting in spans 37 and 38.			
O	P37	B6	42 O	4	3		X		
						X,3,3,X,3,3. Bearings 2,3,5,6 have either moderate splitting, bulging or both, monitor. Bearings 1 and 4 in exception due to ply sheeting in spans 37 and 38.			
O	S38	G1	22 P	4	3		X		
						3,1,1. Girder 1 E1 starting to spall, monitor.			

Released under RTI - DTMR

Standard Procedure Exceptions Report

B2/4 | **Sheet** 1 Of 1

Structure Id 817 **Name**
Crossing Name Pumicestone Channel **Alt. Name** Bribie Island Bridge
Structure Type Bridge **Owner** MR DEPARTMENT OF MAIN R
Construction Type Girder/Beam **District** 407 North Coast
Construction Material Pre-Stressed Concrete **LGA Id** 250 MORETON BAY REGIONAI
Inspector Peter A Robertson **Date** 18-DEC-2011

Inspection Level 2 [X] **Programmed** [X]
Level 3 [ ] **Exceptional** [ ] **Underwater** [ ]

Road Section Id	Description	S	Cway	S	Start RPC	Start Dist	End RPC	End Dist	TDist Start	TDist End
126	CABOOLTURE - BR	C	1	C	5	0.000	5	0.839	18.220	19.059

Component Location: Modification	Group	Component	Standard Number	Exposure Class	Exception (X): Undefined Component	Component Not Inspected	Less than 25% Comp Inspected	Other	Comments (* Description of undefined component * Photograph/sketch references * Reasons component not inspected * Any other exceptions)
O	A2	B	42 O	4		X			Exception due to all bearings covered in behind block wall. See photo 35 in Exceptions.
O	A2	PED	44 O	4		X			Components in exception due to block wall, see photo 35 in Exceptions.
O	A2	A	50 C	4		X			Abutment in exception due to block wall, see photo 35 in Exceptions Report.
O	A2	P	56 P	4		X			All piles underground.

Released under RTI - DTMR

Level 2 Inspection Report - Photos & Sketches Record

B2/6

Structure Id 817 Name

Crossing Name Pumicestone Channel Alt. Name Bribie Island Bridge

Structure Type Bridge Owner MR DEPARTMENT OF MAIN R

Construction Type Girder/Beam District 407 North Coast

Construction Material Pre-Stressed Concrete LGA Id 250 MORETON BAY REGIONA

Inspector Peter A Robertson Date 18-DEC-2011

Inspection Level 2 [X] Programmed [X]

Level 3 [ ] Exceptional [ ] Underwater [ ]

Road Section					Start		End		TDist	
Id	Description	S	Cway	S	RPC	Dist	RPC	Dist	Start	End
126	CABOOLTURE - BR	C	1	C	5	0.000	5	0.839	18.220	19.059

Film/Exposure Number	Sketch No	Location			Description * Deck Surface (full width and alignment) * Side View (waterway, spans, piers, etc) * Underside (deck and pier construction) * Deficient Component and Major Defects * Undefined Elements	Id
		Modification	Group	Component		
01					Dive Report.	155135
01		O	P9	P3	Vertical crack.	155154
01.		O	A1	A	Stains on Abutment face.	200022658
03.		O	P1	B1	Bearing condition.	200022659
04.		O	P2	B1	Condition of bearing.	200022660
06.		O	S3	XG1	Spalled concrete.	200022661
07.		O	S5	XG3	Spalled section of XG.	200022662
08.		O	P5	B1	Typical bearing condition.	200022663
09.		O	S6	G2	Spalled section.	200022664
10.		O	P7	B1	Bearing condition,typical.	200022665
12.		O	S10	XG3	Spalled section of CONCRETE.	200022666
13.		O	P11	B2	Bearing condition, typical.	200022667
15.		O	P12	B6	Excessive bearing distortion.	200022668
16.		O	P16	B2	Bearing.	200022825
17.		O	P18	B2	Bearing condition, typical.	200022826
19.		O	P21	B2	Bearing condition.	200022827
20.		O	P23	B5	Bearing condition.	200022828
21.					Damaged services.	200022829
22.		O	P26	B4	Bearing condition,typical.	200022830

Released under RTI - DTMR

Structure Id 817 **Name** _____

Inspection Date 18-DEC-2011 **Inspection Level 2** [X] **Level 3** [ ] **Underwater** [ ]

Film/Exposure Number	Sketch No	Location			Description * Deck Surface (full width and alignment) * Side View (waterway, spans, piers, etc) * Underside (deck and pier construction) * Deficient Component and Major Defects * Undefined Elements	Id
		Modification	Group	Component		
24.		O	P29	B1	Bearing condition, typical.	200022836
25.		O	S31	XG3	Side view, crack in XG.	200022839
26.		O	P32	B5	Bearing condition.	200022840
27.		O	S33	XG3	Spalled section.	200022843
28.		O	S35	XG3	Spalled section.	200022844
30.		O	P36	B6	Bearing condition.	200022856
31.		O	P36	B5	Bearing condition.	200022854
35.		O	A2	B	Block wall.	200022860
44.		O	AP1	GR1	Timber guardrail.	200022497
45.		O	S6	WS	BASE OF MESH FENCE.	200022494
46.		O	AP1	GR1	Guardrail overview.	200022492
47.		O	AP1	AP	Pavement defect.	200022484
48.		O	S1	BR1	Top of Barrier.	200022499
49.		O	P2	J1	Split in seal.	200022517
50.		O	S3	WS	Map-cracking in WS.	200022529
51.		O	P3	J1	Split in seal.	200022518
52.		O	P3	J1	Bulge in seal.	200022519
53.		O	S4	BR1	Damage to barrier.	200022520
54.		O	P4	J1	Split in seal.	200022521
55.		O	P4	J1	Split in seal.	200022522
56.		O	P5	J1	Split in seal.	200022523
57.		O	S6	WS	Crack in wearing surface.	200022524
58.		O	P7	J1	Split in seal 2.	200022530
59.		O	P8	J1	Splits in seal.	200022531
60.		O	P10	J1	Spilt in seal.	200022591
61.		O	P11	J1	Split in rubber joint.	200022601

Released under RTI - DTMR

Structure Id 817 **Name** _____

Inspection Date 18-DEC-2011 **Inspection Level 2** [X] **Level 3** [ ] **Underwater** [ ]

Film/Exposure Number	Sketch No	Location			Description * Deck Surface (full width and alignment) * Side View (waterway, spans, piers, etc) * Underside (deck and pier construction) * Deficient Component and Major Defects * Undefined Elements	Id
		Modification	Group	Component		
62.		O	P12	J1	SPLITS IN Rubber Joint..	200022604
63.		O	S13	WS	Cracks in wearing surface.	200022525
64.		O	P13	J1	Split in rubber joint.	200022613
65		O	S14	BR2	Spalled post.	200022616
66.		O	P14	J1	Split in rubber joint.	200022623
67.		O	S14	WS	Map-cracking in WS.	200022526
68.		O	P20	J1	Spilt in rubber joint.	200022629
69.		O	P23	J1	Split in top.	200022630
70.		O	P24	J1	Split in rubber joint.	200022631
71.		O	P25	J1	Top surface of joint.	200022632
72.		O	P26	J1	Split in top of joint.	200022633
73.		O	P28	J1	Split in rubber joint.	200022634
74.		O	S30	WS	Cracks in WS.	200022527
75		O	S30	WS	Map-cracking in WS.	200022528
76.		O	P31	J2	Split in joint.	200022649
77.		O	P33	J1	Split in joint at top.	200022651
80.		O	P37	J1	Split in rubber joint.	200022652
81.		O	P37	J1	Split in rubber joint.	200022653
82		O	S38	BR1	Barrier minor traffic damage.	200022654
83.		O	A2	J1	Splits in top of rubber joint.	200022655
84.		O	AP2	AP	Pavement failing.	200022657
85.		O	AP2	GR1	Not connected to structure.	200022656

Released under RTI - DTMR

Structure Id 817 **Name** _____

Inspection Date 18-DEC-2011 **Inspection Level 2** [X] **Level 3** [ ] **Underwater** [ ]

Pictures

** All images printed for this report.

Id **Date**

Structure Id 817 **Name** _____

Inspection Date 18-DEC-2011 **Inspection Level 2** [X] **Level 3** [ ] **Underwater** [ ]

Pictures

** All images printed for this report.

200022484 | 18-DEC-2011

Film / Exposure Number: 47. **Sketch No**:

Description: PAVEMENT DEFECT.

Mod	Category	Number	Comp Code	Comp No
O	AP	1	AP	



Id 200022492 **Date** 18-DEC-2011

Film / Exposure Number: 46. **Sketch No**:

Description: GUARDRAIL OVERVIEW.

Mod	Category	Number	Comp Code	Comp No
O	AP	1	GR	1



Id 200022494 **Date** 18-DEC-2011

Film / Exposure Number: 45. **Sketch No**:

Description: BASE OF MESH FENCE.

Mod	Category	Number	Comp Code	Comp No
O	S	6	WS	



Released under RTI - DTMR

Structure Id 817 **Name** _____

Inspection Date 18-DEC-2011 **Inspection Level 2** [X] **Level 3** [ ] **Underwater** [ ]

Pictures

** All images printed for this report.

Id 200022497 **Date** 18-DEC-2011

Film / Exposure Number 44. **Sketch No**

Description TIMBER GUARDRAIL.

Mod	Category	Number	Comp Code	Comp No
O	AP	1	GR	1



Id 200022499 **Date** 18-DEC-2011

Film / Exposure Number 48. **Sketch No**

Description TOP OF BARRIER.

Mod	Category	Number	Comp Code	Comp No
O	S	1	BR	1



Id 200022517 **Date** 18-DEC-2011

Film / Exposure Number 49. **Sketch No**

Description SPLIT IN SEAL.

Mod	Category	Number	Comp Code	Comp No
O	P	2	J1	



Released under RTI - DTMR

Structure Id 817 **Name** _____

Inspection Date 18-DEC-2011 **Inspection Level 2** [X] **Level 3** [ ] **Underwater** [ ]

Pictures

** All images printed for this report.

Id 200022518 **Date** 18-DEC-2011

Film / Exposure Number 51. **Sketch No**

Description SPLIT IN SEAL.

Mod	Category	Number	Comp Code	Comp No
O	P	3	J1	



Id 200022519 **Date** 18-DEC-2011

Film / Exposure Number 52. **Sketch No**

Description BULGE IN SEAL.

Mod	Category	Number	Comp Code	Comp No
O	P	3	J1	



Id 200022520 **Date** 18-DEC-2011

Film / Exposure Number 53. **Sketch No**

Description DAMAGE TO BARRIER.

Mod	Category	Number	Comp Code	Comp No
O	S	4	BR	1



Released under RTI - DTMR

Structure Id 817 **Name** _____

Inspection Date 18-DEC-2011 **Inspection Level 2** [X] **Level 3** [ ] **Underwater** [ ]

Pictures

** All images printed for this report.

Id 200022521 **Date** 18-DEC-2011

Film / Exposure Number 54. **Sketch No**

Description SPLIT IN SEAL.

Mod	Category	Number	Comp Code	Comp No
O	P	4	J1	



Id 200022522 **Date** 18-DEC-2011

Film / Exposure Number 55. **Sketch No**

Description SPLIT IN SEAL.

Mod	Category	Number	Comp Code	Comp No
O	P	4	J1	



Id 200022523 **Date** 18-DEC-2011

Film / Exposure Number 56. **Sketch No**

Description SPLIT IN SEAL.

Mod	Category	Number	Comp Code	Comp No
O	P	5	J1	



Released under RTI - DTMR

Structure Id 817 **Name** _____

Inspection Date 18-DEC-2011 **Inspection Level 2** [X] **Level 3** [ ] **Underwater** [ ]

Pictures

** All images printed for this report.

Id 200022524 **Date** 18-DEC-2011

Film / Exposure Number 57. **Sketch No**

Description CRACK IN WEARING SURFACE.

Mod	Category	Number	Comp Code	Comp No
O	S	6	WS	



Id 200022525 **Date** 18-DEC-2011

Film / Exposure Number 63. **Sketch No**

Description CRACKS IN WEARING SURFACE.

Mod	Category	Number	Comp Code	Comp No
O	S	13	WS	



Id 200022526 **Date** 18-DEC-2011

Film / Exposure Number 67. **Sketch No**

Description MAP-CRACKING IN WS.

Mod	Category	Number	Comp Code	Comp No
O	S	14	WS	



Released under RTI Act

Structure Id 817 **Name** _____

Inspection Date 18-DEC-2011 **Inspection Level 2** [X] **Level 3** [ ] **Underwater** [ ]

Pictures

** All images printed for this report.

Id 200022527 **Date** 18-DEC-2011

Film / Exposure Number 74. **Sketch No**

Description CRACKS IN WS.

Mod	Category	Number	Comp Code	Comp No
O	S	30	WS	



Id 200022528 **Date** 18-DEC-2011

Film / Exposure Number 75 **Sketch No**

Description MAP-CRACKING IN WS.

Mod	Category	Number	Comp Code	Comp No
O	S	30	WS	



Id 200022529 **Date** 18-DEC-2011

Film / Exposure Number 50. **Sketch No**

Description MAP-CRACKING IN WS.

Mod	Category	Number	Comp Code	Comp No
O	S	3	WS	



Released under RTI - DTMB

Structure Id 817 **Name** _____

Inspection Date 18-DEC-2011 **Inspection Level 2** [X] **Level 3** [ ] **Underwater** [ ]

Pictures

** All images printed for this report.

Id 200022530 **Date** 18-DEC-2011

Film / Exposure Number 58. **Sketch No**

Description SPLIT IN SEAL 2.

Mod	Category	Number	Comp Code	Comp No
O	P	7	J1	



Id 200022531 **Date** 18-DEC-2011

Film / Exposure Number 59. **Sketch No**

Description SPLITS IN SEAL.

Mod	Category	Number	Comp Code	Comp No
O	P	8	J1	



Id 200022591 **Date** 18-DEC-2011

Film / Exposure Number 60. **Sketch No**

Description SPILT IN SEAL.

Mod	Category	Number	Comp Code	Comp No
O	P	10	J1	



Released under RTI - DTMR

Structure Id 817 **Name** _____

Inspection Date 18-DEC-2011 **Inspection Level 2** [X] **Level 3** [ ] **Underwater** [ ]

Pictures

** All images printed for this report.

Id 200022601 **Date** 18-DEC-2011

Film / Exposure Number 61. **Sketch No**

Description SPLIT IN RUBBER JOINT.

Mod	Category	Number	Comp Code	Comp No
O	P	11	J1	



Id 200022604 **Date** 18-DEC-2011

Film / Exposure Number 62. **Sketch No**

Description SPLITS IN Rubber Joint..

Mod	Category	Number	Comp Code	Comp No
O	P	12	J1	



Id 200022613 **Date** 18-DEC-2011

Film / Exposure Number 64. **Sketch No**

Description SPLIT IN RUBBER JOINT.

Mod	Category	Number	Comp Code	Comp No
O	P	13	J1	



Released under RTI - DTMR

Structure Id 817 **Name** _____

Inspection Date 18-DEC-2011 **Inspection Level 2** [X] **Level 3** [ ] **Underwater** [ ]

Pictures

** All images printed for this report.

Id 200022616 **Date** 18-DEC-2011

Film / Exposure Number 65 **Sketch No**

Description SPALLED POST.

Mod	Category	Number	Comp Code	Comp No
O	S	14	BR	2



Id 200022623 **Date** 18-DEC-2011

Film / Exposure Number 66. **Sketch No**

Description SPLIT IN RUBBER JOINT.

Mod	Category	Number	Comp Code	Comp No
O	P	14	J1	



Id 200022629 **Date** 18-DEC-2011

Film / Exposure Number 68. **Sketch No**

Description SPILT IN RUBBER JOINT.

Mod	Category	Number	Comp Code	Comp No
O	P	20	J1	



Released under RTI-DEM

Structure Id 817 **Name** _____

Inspection Date 18-DEC-2011 **Inspection Level 2** [X] **Level 3** [ ] **Underwater** [ ]

Pictures

** All images printed for this report.

Id 200022630 **Date** 18-DEC-2011

Film / Exposure Number 69. **Sketch No**

Description SPLIT IN TOP.

Mod	Category	Number	Comp Code	Comp No
O	P	23	J1	



Id 200022631 **Date** 18-DEC-2011

Film / Exposure Number 70. **Sketch No**

Description SPLIT IN RUBBER JOINT.

Mod	Category	Number	Comp Code	Comp No
O	P	24	J1	



Id 200022632 **Date** 18-DEC-2011

Film / Exposure Number 71. **Sketch No**

Description TOP SURFACE OF JOINT.

Mod	Category	Number	Comp Code	Comp No
O	P	25	J1	



Released under RTI - DTTAS

Structure Id 817 **Name** _____

Inspection Date 18-DEC-2011 **Inspection Level 2** [X] **Level 3** [ ] **Underwater** [ ]

Pictures

** All images printed for this report.

Id 200022633 **Date** 18-DEC-2011

Film / Exposure Number 72. **Sketch No**

Description SPLIT IN TOP OF JOINT.

Mod	Category	Number	Comp Code	Comp No
O	P	26	J1	



Id 200022634 **Date** 18-DEC-2011

Film / Exposure Number 73. **Sketch No**

Description SPLIT IN RUBBER JOINT.

Mod	Category	Number	Comp Code	Comp No
O	P	28	J1	



Id 200022649 **Date** 18-DEC-2011

Film / Exposure Number 76. **Sketch No**

Description SPLIT IN JOINT.

Mod	Category	Number	Comp Code	Comp No
O	P	31	J2	



Released under RTI - DTMR

Structure Id 817 **Name** _____

Inspection Date 18-DEC-2011 **Inspection Level 2** [X] **Level 3** [ ] **Underwater** [ ]

Pictures

** All images printed for this report.

Id 200022651 **Date** 18-DEC-2011

Film / Exposure Number 77. **Sketch No**

Description SPLIT IN JOINT AT TOP.

Mod	Category	Number	Comp Code	Comp No
O	P	33	J1	



Id 200022652 **Date** 18-DEC-2011

Film / Exposure Number 80. **Sketch No**

Description SPLIT IN RUBBER JOINT.

Mod	Category	Number	Comp Code	Comp No
O	P	37	J1	



Id 200022653 **Date** 18-DEC-2011

Film / Exposure Number 81. **Sketch No**

Description SPLIT IN RUBBER JOINT.

Mod	Category	Number	Comp Code	Comp No
O	P	37	J1	



Released under RTI - DTMR

Structure Id 817 **Name** _____

Inspection Date 18-DEC-2011 **Inspection Level 2** [X] **Level 3** [ ] **Underwater** [ ]

Pictures

** All images printed for this report.

Id 200022654 **Date** 18-DEC-2011

Film / Exposure Number 82 **Sketch No**

Description BARRIER MINOR TRAFFIC DAMAGE.

Mod	Category	Number	Comp Code	Comp No
O	S	38	BR	1



Id 200022655 **Date** 18-DEC-2011

Film / Exposure Number 83. **Sketch No**

Description SPLITS IN TOP OF RUBBER JOINT.

Mod	Category	Number	Comp Code	Comp No
O	A	2	J1	



Id 200022656 **Date** 18-DEC-2011

Film / Exposure Number 85. **Sketch No**

Description NOT CONNECTED TO STRUCTURE.

Mod	Category	Number	Comp Code	Comp No
O	AP	2	GR	1



Released under RTI - DTMR

Structure Id 817 **Name** _____

Inspection Date 18-DEC-2011 **Inspection Level 2** [X] **Level 3** [ ] **Underwater** [ ]

Pictures

** All images printed for this report.

Id 200022657 **Date** 18-DEC-2011

Film / Exposure Number 84. **Sketch No**

Description PAVEMENT FAILING.

Mod	Category	Number	Comp Code	Comp No
O	AP	2	AP	



Id 200022658 **Date** 18-DEC-2011

Film / Exposure Number 01. **Sketch No**

Description STAINS ON ABUTMENT FACE.

Mod	Category	Number	Comp Code	Comp No
O	A	1	A	



Id 200022659 **Date** 18-DEC-2011

Film / Exposure Number 03. **Sketch No**

Description BEARING CONDITION.

Mod	Category	Number	Comp Code	Comp No
O	P	1	B	1



Released under RTI - DTMR

Structure Id 817 **Name** _____

Inspection Date 18-DEC-2011 **Inspection Level 2** [X] **Level 3** [ ] **Underwater** [ ]

Pictures

** All images printed for this report.

Id 200022660 **Date** 18-DEC-2011

Film / Exposure Number 04. **Sketch No**

Description CONDITION OF BEARING.

Mod	Category	Number	Comp Code	Comp No
O	P	2	B	1



Id 200022661 **Date** 18-DEC-2011

Film / Exposure Number 06. **Sketch No**

Description SPALLED CONCRETE.

Mod	Category	Number	Comp Code	Comp No
O	S	3	XG	1



Id 200022662 **Date** 18-DEC-2011

Film / Exposure Number 07. **Sketch No**

Description SPALLED SECTION OF XG.

Mod	Category	Number	Comp Code	Comp No
O	S	5	XG	3



Released under RTI - DTMR

Structure Id 817 **Name** _____

Inspection Date 18-DEC-2011 **Inspection Level 2** [X] **Level 3** [ ] **Underwater** [ ]

Pictures

** All images printed for this report.

Id 200022663 **Date** 18-DEC-2011

Film / Exposure Number 08. **Sketch No**

Description TYPICAL BEARING CONDITION.

Mod	Category	Number	Comp Code	Comp No
O	P	5	B	1



Id 200022664 **Date** 18-DEC-2011

Film / Exposure Number 09. **Sketch No**

Description SPALLED SECTION.

Mod	Category	Number	Comp Code	Comp No
O	S	6	G	2



Id 200022665 **Date** 18-DEC-2011

Film / Exposure Number 10. **Sketch No**

Description BEARING CONDITION,TYPICAL.

Mod	Category	Number	Comp Code	Comp No
O	P	7	B	1



Released under RTI - RTMR

Structure Id 817 **Name** _____

Inspection Date 18-DEC-2011 **Inspection Level 2** [X] **Level 3** [ ] **Underwater** [ ]

Pictures

** All images printed for this report.

Id 200022666 **Date** 18-DEC-2011

Film / Exposure Number 12. **Sketch No**

Description SPALLED SECTION OF CONCRETE.

Mod	Category	Number	Comp Code	Comp No
O	S	10	XG	3



Id 200022667 **Date** 18-DEC-2011

Film / Exposure Number 13. **Sketch No**

Description BEARING CONDITION, TYPICAL.

Mod	Category	Number	Comp Code	Comp No
O	P	11	B	2



Id 200022668 **Date** 18-DEC-2011

Film / Exposure Number 15. **Sketch No**

Description EXCESSIVE BEARING DISTORTION.

Mod	Category	Number	Comp Code	Comp No
O	P	12	B	6



Released under RTI - DTMR

Structure Id 817 **Name** _____

Inspection Date 18-DEC-2011 **Inspection Level 2** [X] **Level 3** [ ] **Underwater** [ ]

Pictures

** All images printed for this report.

Id 200022825 **Date** 18-DEC-2011

Film / Exposure Number 16. **Sketch No**

Description BEARING.

Mod	Category	Number	Comp Code	Comp No
O	P	16	B	2



Id 200022826 **Date** 18-DEC-2011

Film / Exposure Number 17. **Sketch No**

Description BEARING CONDITION, TYPICAL.

Mod	Category	Number	Comp Code	Comp No
O	P	18	B	2



Id 200022827 **Date** 18-DEC-2011

Film / Exposure Number 19. **Sketch No**

Description BEARING CONDITION.

Mod	Category	Number	Comp Code	Comp No
O	P	21	B	2



Released under RTI - DTMR

Structure Id 817 **Name** _____

Inspection Date 18-DEC-2011 **Inspection Level 2** [X] **Level 3** [ ] **Underwater** [ ]

Pictures

** All images printed for this report.

Id 200022828 **Date** 18-DEC-2011

Film / Exposure Number 20. **Sketch No**

Description BEARING CONDITION.

Mod	Category	Number	Comp Code	Comp No
O	P	23	B	5



Id 200022829 **Date** 18-DEC-2011

Film / Exposure Number 21. **Sketch No**

Description DAMAGED SERVICES.

Mod	Category	Number	Comp Code	Comp No



Id 200022830 **Date** 18-DEC-2011

Film / Exposure Number 22. **Sketch No**

Description BEARING CONDITION,TYPICAL.

Mod	Category	Number	Comp Code	Comp No
O	P	26	B	4



Released under RTI - DTMR

Structure Id 817 **Name** _____

Inspection Date 18-DEC-2011 **Inspection Level 2** [X] **Level 3** [ ] **Underwater** [ ]

Pictures

** All images printed for this report.

Id 200022836 **Date** 18-DEC-2011

Film / Exposure Number 24. **Sketch No**

Description BEARING CONDITION, TYPICAL.

Mod	Category	Number	Comp Code	Comp No
O	P	29	B	1



Id 200022839 **Date** 18-DEC-2011

Film / Exposure Number 25. **Sketch No**

Description SIDE VIEW, CRACK IN XG.

Mod	Category	Number	Comp Code	Comp No
O	S	31	XG	3



Id 200022840 **Date** 18-DEC-2011

Film / Exposure Number 26. **Sketch No**

Description BEARING CONDITION.

Mod	Category	Number	Comp Code	Comp No
O	P	32	B	5



Released under RTI - DTMR

Structure Id 817 **Name** _____

Inspection Date 18-DEC-2011 **Inspection Level 2** [X] **Level 3** [ ] **Underwater** [ ]

Pictures

** All images printed for this report.

Id 200022843 **Date** 18-DEC-2011

Film / Exposure Number 27. **Sketch No**

Description SPALLED SECTION.

Mod	Category	Number	Comp Code	Comp No
O	S	33	XG	3



Id 200022844 **Date** 18-DEC-2011

Film / Exposure Number 28. **Sketch No**

Description SPALLED SECTION.

Mod	Category	Number	Comp Code	Comp No
O	S	35	XG	3



Id 200022854 **Date** 18-DEC-2011

Film / Exposure Number 31. **Sketch No**

Description BEARING CONDITION.

Mod	Category	Number	Comp Code	Comp No
O	P	36	B	5



Released under RTI - RTMR

Structure Id 817 **Name** _____

Inspection Date 18-DEC-2011 **Inspection Level 2** [X] **Level 3** [ ] **Underwater** [ ]

Pictures

** All images printed for this report.

Id 200022856 **Date** 18-DEC-2011

Film / Exposure Number 30. **Sketch No**

Description BEARING CONDITION.

Mod	Category	Number	Comp Code	Comp No
O	P	36	B	6

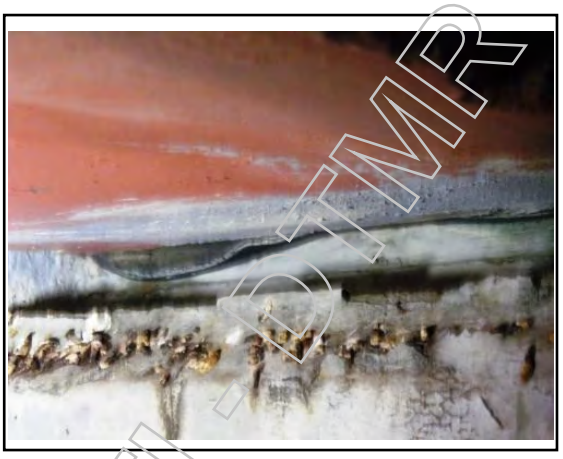

Id 200022860 **Date** 18-DEC-2011

Film / Exposure Number 35. **Sketch No**

Description BLOCK WALL.

Mod	Category	Number	Comp Code	Comp No
O	A	2	B	



Id 155135 **Date** 17-MAY-2013

Film / Exposure Number 01 **Sketch No**

Description Dive Report.

Mod	Category	Number	Comp Code	Comp No

Id 155154 **Date** 17-MAY-2013

Film / Exposure Number 01 **Sketch No**

Description Vertical crack.

Mod	Category	Number	Comp Code	Comp No
O	P	9	P	3

Released under RTI - DTMR

Structure Scour Soundings Report

B2/7 | **Sheet** 1 Of 13

Structure Id	817	**Name**	
Crossing Name	Pumicestone Channel	**Alt. Name**	Bribie Island Bridge
Structure Type	Bridge	**Owner**	MR DEPARTMENT OF MAIN R
Construction Type	Girder/Beam	**District**	407 North Coast
Construction Material	Pre-Stressed Concrete	**LGA Id**	250 MORETON BAY REGIONA
Inspector	Peter A Robertson	**Date**	18-DEC-11

Inspection Level 2 [X] **Programmed** [ ] **Partial Inspection** [ ]
Level 3 [ ] **Exceptional** [ ] **Underwater** [ ]

Road Section Id	Description	S	Cway	S	Start RPC	Start Dist	End RPC	End Dist	TDist Start	TDist End
126	CABOOLTURE - BR	C	1	C	5	0.000	5	0.839	18.220	19.059

Sounding Location: Modification	Group	Location	Side	Permanent Reference Feature: Top of kerb, deck or concrete parapet	Sounding Depth (m): Water Surface	Stream Bed: First	Previous	Rehab	Current	First Diff	Current Diff	Condition State	Critical Scour Dip	Comments
O	S1	E1	U	Top Of Par	4.4	4.8	4.8		4.7	0.1	0.1	1		First Scour Survey: 18-NOV-2007 Last Stream Bed Rehab: 08-OCT-2017 Previous Scour Survey: 08-OCT-2017
Walkway side. Measurements taken at 12:10pm.														
O	S1	MS	U	Top Of Par		5.7	5.7		5.7	0.0	0.0	1		
O	S1	E2	U	Top Of Par		6.0	6.0		6.0	0.0	0.0	1		
O	S2	E1	U	Top Of Par		6.1	6.1		6.0	0.1	0.1	1		
O	S2	MS	U	Top Of Par		6.3	6.3		6.3	0.0	0.0	1		
O	S2	E2	U	Top Of Par		6.3	6.3		6.4	0.1	0.1	1		
O	S3	E1	U	Top Of Par		6.4	6.4		6.4	0.0	0.0	1		

Sounding Locations

Group	Location (Abbreviation) *(Describe Other (O) in comments)*	Depth (metres) CS 1 Change in depth	CS 1 Local scour depth	CS 2 Change in depth	CS 2 Local scour depth	CS 3 Change in depth	CS 3 Local scour depth	CS 4 Change in depth	CS 4 Local scour depth
Span	End1 (E1), Midspan (MS), End 2 (E2), Other (O)	<0.2	<0.5	0.2 to 0.49	0.5 to 1.99	0.5 to 1.0	2.0 to 4.0	>1.0	>4.0

Released under RTI - DTMR

Structure Scour Soundings Report

B2/7

Structure Id 817 **Name** _____

Survey Date 18-DEC-11 **Inspection Level 2** [X] **Level 3** [ ] **Underwater** [ ]

Sounding Location				Permanent Reference Feature	Sounding Depth (m)							Condition State	Critical Scour Dip	Comments
						Stream Bed								
Modification	Group	Location	Side	Top of kerb, deck or concrete parapet	Water Surface	First	Previous	Rehab	Current	First Diff	Current Diff			First Scour Survey: 18-NOV-2007 Last Stream Bed Rehab: 08-OCT-2017 Previous Scour Survey: 08-OCT-2017
O	S3	MS	U	Top Of Par		7.0	7.0		7.0	0.0	0.0	1		
O	S3	E2	U	Top Of Par		7.6	7.6		7.6	0.0	0.0	1		
O	S4	E1	U	Top Of Par	5.6	7.6	7.6		7.5	0.1	0.1	1		
Depth taken at 12.15pm. Walkway side.														
O	S4	MS	U	Top Of Par		8.3	8.3		8.3	0.0	0.0	1		
O	S4	E2	U	Top Of Par		8.7	8.7		8.6	0.1	0.1	1		
O	S5	E1	U	Top Of Par		8.7	8.7		8.7	0.0	0.0	1		
O	S5	MS	U	Top Of Par		9.4	9.4		9.4	0.0	0.0	1		
O	S5	E2	U	Top Of Par		10.4	10.4		10.4	0.0	0.0	1		
O	S6	E1	U	Top Of Par		10.9	10.9		10.8	0.1	0.1	1		
O	S6	MS	U	Top Of Par		11.1	11.1		11.1	0.0	0.0	1		
O	S6	E2	U	Top Of Par		11.6	11.6		11.5	0.1	0.1	1		
O	S7	E1	U	Top Of Par		11.5	11.5		11.5	0.0	0.0	1		
O	S7	MS	U	Top Of Par	7.0	11.9	11.9		12.0	0.1	0.1	1		
Depth taken at 8:10am. Walkway side.														
O	S7	E2	U	Top Of Par		12.3	12.3		12.3	0.0	0.0	1		
O	S8	E1	U	Top Of Par		12.3	12.3		12.4	0.1	0.1	1		
O	S8	MS	U	Top Of Par		12.9	12.9		12.8	0.1	0.1	1		
O	S8	E2	U	Top Of Par		12.8	12.8		13.3	0.5	0.5	3		
O	S9	E1	U	Top Of Par		12.6	12.6		12.9	0.3	0.3	2		
O	S9	MS	U	Top Of Par		12.6	12.6		13.3	0.7	0.7	3		

Released under RTI - DTMR

Structure Scour Soundings Report

B2/7

Structure Id 817 **Name** _____

Survey Date 18-DEC-11 **Inspection Level 2** [X] **Level 3** [ ] **Underwater** [ ]

Sounding Location				Permanent Reference Feature	Sounding Depth (m)								Condition State	Critical Scour Dip	Comments
						Stream Bed									
Modification	Group	Location	Side	Top of kerb, deck or concrete parapet	Water Surface	First	Previous	Rehab	Current	First Diff	Current Diff				First Scour Survey: 18-NOV-2007 Last Stream Bed Rehab: 08-OCT-2017 Previous Scour Survey: 08-OCT-2017
O	S9	E2	U	Top Of Par		12.7	12.7		12.9	0.2	0.2		2		
O	S10	E1	U	Top Of Par		12.7	12.7		13.5	0.8	0.8		3		
O	S10	MS	U	Top Of Par		12.6	12.6		13.3	0.7	0.7		3		
O	S10	E2	U	Top Of Par		12.9	12.9		13.6	0.7	0.7		3		
O	S11	E1	U	Top Of Par		12.9	12.9		14.0	1.1	1.1		4		
O	S11	MS	U	Top Of Par		13.3	13.3		14.7	1.4	1.4		4		
O	S11	E2	U	Top Of Par	8.2	13.5	13.5		14.2	0.7	0.7		3		
Depth taken at 8:20am. Walkway side.															
O	S12	E1	U	Top Of Par		13.7	13.7		14.3	0.6	0.6		3		
O	S12	MS	U	Top Of Par		14.0	14.0		14.4	0.4	0.4		2		
O	S12	E2	U	Top Of Par		14.0	14.0		14.7	0.7	0.7		3		
O	S13	E1	U	Top Of Par		14.0	14.0		15.1	1.1	1.1		4		
O	S13	MS	U	Top Of Par		14.1	14.1		14.0	0.1	0.1		1		
O	S13	E2	U	Top Of Par		12.8	12.8		13.0	0.2	0.2		2		
O	S14	E1	U	Top Of Par	8.4	13.1	13.1		14.0	0.9	0.9		3		Depth taken at 8.30am. Walkway side.
O	S14	MS	U	Top Of Par		14.5	14.5		14.8	0.3	0.3		2		
O	S14	E2	U	Top Of Par		16.8	16.8		16.8	0.0	0.0		1		
O	S15	E1	U	Top Of Par		17.3	17.3		18.0	0.7	0.7		3		
O	S15	MS	U	Top Of Par		18.6	18.6		18.4	0.2	0.2		2		
O	S15	E2	U	Top Of Par		19.0	19.0		19.4	0.4	0.4		2		
O	S16	E1	U	Top Of Par		19.1	19.1		19.9	0.8	0.8		3		

Released under RTI - DTMR

Structure Scour Soundings Report

B2/7

Structure Id 817 **Name** _____

Survey Date 18-DEC-11 **Inspection Level 2** [X] **Level 3** [ ] **Underwater** [ ]

Sounding Location				Permanent Reference Feature	Sounding Depth (m)							Condition State	Critical Scour Dip	Comments
						Stream Bed								
Modification	Group	Location	Side	Top of kerb, deck or concrete parapet	Water Surface	First	Previous	Rehab	Current	First Diff	Current Diff			First Scour Survey: 18-NOV-2007 Last Stream Bed Rehab: 08-OCT-2017 Previous Scour Survey: 08-OCT-2017
O	S16	MS	U	Top Of Par		19.6	19.6		20.0	0.4	0.4	2		
O	S16	E2	U	Top Of Par	8.7	19.8	19.8		20.5	0.7	0.7	3		
Depth taken at 8:40am. Walkway side.														
O	S17	E1	U	Top Of Par		20.3	20.3		20.4	0.1	0.1	1		
O	S17	MS	U	Top Of Par		20.1	20.1		21.1	1.0	1.0	3		
O	S17	E2	U	Top Of Par		20.5	20.5		21.0	0.5	0.5	3		
O	S18	E1	U	Top Of Par		20.4	20.4		21.4	1.0	1.0	3		
O	S18	MS	U	Top Of Par		20.0	20.0		21.0	1.0	1.0	3		
O	S18	E2	U	Top Of Par		19.6	19.6		20.2	0.6	0.6	3		
O	S19	E1	U	Top Of Par		19.9	19.9		20.8	0.9	0.9	3		
O	S19	MS	U	Top Of Par	8.4	18.9	18.9		19.4	0.5	0.5	3		
Depth taken at 10:30am. Walkway side.														
O	S19	E2	U	Top Of Par		18.6	18.6		19.4	0.8	0.8	3		
O	S20	E1	U	Top Of Par		19.5	19.5		19.4	0.1	0.1	1		
O	S20	MS	U	Top Of Par		17.7	17.7		18.5	0.8	0.8	3		
O	S20	E2	U	Top Of Par		18.8	18.8		18.5	0.3	0.3	2		
O	S21	E1	U	Top Of Par		18.6	18.6		18.6	0.0	0.0	1		
O	S21	MS	U	Top Of Par		16.6	16.6		17.0	0.4	0.4	2		
O	S21	E2	U	Top Of Par		17.3	17.3		19.0	1.7	1.7	4		
O	S22	E1	U	Top Of Par		17.8	17.8		18.0	0.2	0.2	2		
O	S22	MS	U	Top Of Par		17.5	17.5		17.2	0.3	0.3	2		

Released Under RTI - DTMR

Structure Scour Soundings Report

B2/7

Structure Id 817 **Name** _____

Survey Date 18-DEC-11 **Inspection Level 2** [X] **Level 3** [ ] **Underwater** [ ]

Sounding Location				Permanent Reference Feature	Sounding Depth (m)							Condition State	Critical Scour Dip	Comments
						Stream Bed								
Modification	Group	Location	Side	Top of kerb, deck or concrete parapet	Water Surface	First	Previous	Rehab	Current	First Diff	Current Diff			First Scour Survey: 18-NOV-2007 Last Stream Bed Rehab: 08-OCT-2017 Previous Scour Survey: 08-OCT-2017
O	S22	E2	U	Top Of Par		19.4	19.4		18.4	1.0	1.0	3		
O	S23	E1	U	Top Of Par		18.8	18.8		18.8	0.0	0.0	1		
O	S23	MS	U	Top Of Par		19.2	19.2		18.8	0.4	0.4	2		
O	S23	E2	U	Top Of Par	8.1	19.5	19.5		19.0	0.5	0.5	3		Depth taken at 10:45am, walkway side.
O	S24	E1	U	Top Of Par		19.1	19.1		19.4	0.3	0.3	2		
O	S24	MS	U	Top Of Par		18.7	18.7		19.4	0.7	0.7	3		
O	S24	E2	U	Top Of Par		19.0	19.0		19.3	0.3	0.3	2		
O	S25	E1	U	Top Of Par		19.1	19.1		18.8	0.3	0.3	2		
O	S25	MS	U	Top Of Par		18.4	18.4		18.3	0.1	0.1	1		
O	S25	E2	U	Top Of Par		18.6	18.6		19.2	0.6	0.6	3		
O	S26	E1	U	Top Of Par		18.5	18.5		18.5	0.0	0.0	1		
O	S26	MS	U	Top Of Par		17.9	17.9		17.8	0.1	0.1	1		
O	S26	E2	U	Top Of Par	7.8	17.9	17.9		18.0	0.1	0.1	1		Depth taken at 10:55am from walkway side.
O	S27	E1	U	Top Of Par		18.3	18.3		18.1	0.2	0.2	2		
O	S27	MS	U	Top Of Par		18.1	18.1		17.8	0.3	0.3	2		
O	S27	E2	U	Top Of Par		18.0	18.0		18.3	0.3	0.3	2		
O	S28	E1	U	Top Of Par		18.6	18.6		18.5	0.1	0.1	1		
O	S28	MS	U	Top Of Par		18.4	18.4		18.3	0.1	0.1	1		
O	S28	E2	U	Top Of Par		18.9	18.9		18.7	0.2	0.2	2		
O	S29	E1	U	Top Of Par		19.1	19.1		19.0	0.1	0.1	1		
O	S29	MS	U	Top Of Par		18.9	18.9		19.3	0.4	0.4	2		

Released Under RTI - DTMR

Structure Scour Soundings Report

B2/7

Structure Id 817 **Name** _____

Survey Date 18-DEC-11 **Inspection Level 2** [X] **Level 3** [ ] **Underwater** [ ]

Sounding Location				Permanent Reference Feature	Sounding Depth (m)							Condition State	Critical Scour Dip	Comments
						Stream Bed								
Modification	Group	Location	Side	Top of kerb, deck or concrete parapet	Water Surface	First	Previous	Rehab	Current	First Diff	Current Diff			First Scour Survey: 18-NOV-2007 Last Stream Bed Rehab: 08-OCT-2017 Previous Scour Survey: 08-OCT-2017
O	S29	E2	U	Top Of Par		19.0	19.0		19.0	0.0	0.0	1		
O	S30	E1	U	Top Of Par		19.0	19.0		18.9	0.1	0.1	1		
O	S30	MS	U	Top Of Par		18.8	18.8		18.3	0.5	0.5	3		
O	S30	E2	U	Top Of Par	7.0	19.2	19.2		19.4	0.2	0.2	2		Depth taken at 11:20am from walkway side.
O	S31	E1	U	Top Of Par		19.1	19.1		19.3	0.2	0.2	2		
O	S31	MS	U	Top Of Par		18.6	18.6		19.8	1.2	1.2	4		
O	S31	E2	U	Top Of Par		18.8	18.8		19.4	0.6	0.6	3		
O	S32	E1	U	Top Of Par		18.8	18.8		18.5	0.3	0.3	2		
O	S32	MS	U	Top Of Par		18.7	18.7		18.9	0.2	0.2	2		
O	S32	E2	U	Top Of Par		18.7	18.7		18.8	0.1	0.1	1		
O	S33	E1	U	Top Of Par		18.8	18.8		18.9	0.1	0.1	1		
O	S33	MS	U	Top Of Par		18.2	18.2		18.8	0.6	0.6	3		
O	S33	E2	U	Top Of Par		17.1	17.1		17.6	0.5	0.5	3		
O	S34	E1	U	Top Of Par		17.1	17.1		17.2	0.1	0.1	1		
O	S34	MS	U	Top Of Par		16.8	16.8		17.0	0.2	0.2	2		
O	S34	E2	U	Top Of Par	5.8	15.6	15.6		16.6	1.0	1.0	3		Depth taken at 11:35am on walkway side.
O	S35	E1	U	Top Of Par		15.6	15.6		16.0	0.4	0.4	2		
O	S35	MS	U	Top Of Par		15.0	15.0		15.2	0.2	0.2	2		
O	S35	E2	U	Top Of Par		12.9	12.9		13.2	0.3	0.3	2		
O	S36	E1	U	Top Of Par		12.4	12.4		13.2	0.8	0.8	3		
O	S36	MS	U	Top Of Par	5.3	10.3	10.3		11.0	0.7	0.7	3		Depth taken at 11:40am from walkway side.

Released under RTI - DTMR

Structure Scour Soundings Report

B2/7

Structure Id 817 **Name** _____

Survey Date 18-DEC-11 **Inspection Level 2** [X] **Level 3** [ ] **Underwater** [ ]

Sounding Location				Permanent Reference Feature	Sounding Depth (m)							Condition State	Critical Scour Dip	Comments
						Stream Bed								
Modification	Group	Location	Side	Top of kerb, deck or concrete parapet	Water Surface	First	Previous	Rehab	Current	First Diff	Current Diff			First Scour Survey: 18-NOV-2007 Last Stream Bed Rehab: 08-OCT-2017 Previous Scour Survey: 08-OCT-2017
O	S36	E2	U	Top Of Par		8.1	8.1		8.6	0.5	0.5	3		
O	S37	E1	U	Top Of Par		7.9	7.9		8.1	0.2	0.2	2		
O	S37	MS	U	Top Of Par		6.9	6.9		7.2	0.3	0.3	2		
O	S37	E2	U	Top Of Par		6.5	6.5		6.4	0.1	0.1	1		
O	S38	E1	U	Top Of Par		6.3	6.3		6.1	0.2	0.2	2		
End of waterway as bridge continues over walkway and park.														
O	S1	E1	D	Top Of Par		4.6			4.6	0.0		1		Downstream = Oceanside.
O	S1	MS	D	Top Of Par		5.5			5.5	0.0		1		Downstream = Oceanside.
O	S1	E2	D	Top Of Par		6.0			6.0	0.0		1		Downstream = Oceanside.
O	S2	E1	D	Top Of Par		6.0			6.0	0.0		1		Downstream = Oceanside.
O	S2	MS	D	Top Of Par		6.2			6.2	0.0		1		Downstream = Oceanside.
O	S2	E2	D	Top Of Par		6.3			6.3	0.0		1		Downstream = Oceanside.
O	S3	E1	D	Top Of Par		6.4			6.4	0.0		1		Downstream = Oceanside.
O	S3	MS	D	Top Of Par	6.9	6.9			6.9	0.0		1		
Downstream = Oceanside. Depth taken at 7:30pm.														
O	S3	E2	D	Top Of Par		7.3			7.3	0.0		1		Downstream = Oceanside.
O	S4	E1	D	Top Of Par		7.5			7.5	0.0		1		Downstream = Oceanside.
O	S4	MS	D	Top Of Par		8.1			8.1	0.0		1		Downstream = Oceanside.
O	S4	E2	D	Top Of Par		8.6			8.6	0.0		1		Downstream = Oceanside.
O	S5	E1	D	Top Of Par		8.6			8.6	0.0		1		Downstream = Oceanside.
O	S5	MS	D	Top Of Par		9.0			9.0	0.0		1		Downstream = Oceanside.

Released under RTI - DTMR

Structure Scour Soundings Report

B2/7

Structure Id 817 **Name** _____

Survey Date 18-DEC-11 **Inspection Level 2** [X] **Level 3** [ ] **Underwater** [ ]

Sounding Location				Permanent Reference Feature	Sounding Depth (m)							Condition State	Critical Scour Dip	Comments
						Stream Bed								
Modification	Group	Location	Side	Top of kerb, deck or concrete parapet	Water Surface	First	Previous	Rehab	Current	First Diff	Current Diff			First Scour Survey: 18-NOV-2007 Last Stream Bed Rehab: 08-OCT-2017 Previous Scour Survey: 08-OCT-2017
O	S5	E2	D	Top Of Par		9.3			9.3	0.0		1		Downstream = Oceanside.
O	S6	E1	D	Top Of Par	7.6	9.4			9.4	0.0		1		Downstream = Oceanside.
O	S6	MS	D	Top Of Par		10.7			10.7	0.0		1		Downstream = Oceanside.
O	S6	E2	D	Top Of Par		11.7			11.7	0.0		1		Downstream = Oceanside.
O	S7	E1	D	Top Of Par		11.6			11.6	0.0		1		Downstream = Oceanside.
O	S7	MS	D	Top Of Par		12.1			12.1	0.0		1		Downstream = Oceanside.
O	S7	E2	D	Top Of Par		13.0			13.0	0.0		1		Downstream = Oceanside.
O	S8	E1	D	Top Of Par		12.5			12.5	0.0		1		Downstream = Oceanside.
O	S8	MS	D	Top Of Par		13.2			13.2	0.0		1		Downstream = Oceanside.
O	S8	E2	D	Top Of Par		13.1			13.1	0.0		1		Downstream = Oceanside.
O	S9	E1	D	Top Of Par		13.2			13.2	0.0		1		Downstream = Oceanside.
O	S9	MS	D	Top Of Par		13.3			13.3	0.0		1		Downstream = Oceanside.
O	S9	E2	D	Top Of Par		13.4			13.4	0.0		1		Downstream = Oceanside.
O	S10	E1	D	Top Of Par		13.2			13.2	0.0		1		Downstream = Oceanside.
O	S10	MS	D	Top Of Par		13.1			13.1	0.0		1		Downstream = Oceanside.
O	S10	E2	D	Top Of Par	9.0	13.0			13.0	0.0		1		
Depth taken at 19:50pm. Downstream = Oceanside.														
O	S11	E1	D	Top Of Par		13.3			13.3	0.0		1		Downstream = Oceanside.
O	S11	MS	D	Top Of Par		13.7			13.7	0.0		1		Downstream = Oceanside.
O	S11	E2	D	Top Of Par		14.1			14.1	0.0		1		Downstream = Oceanside.
O	S12	E1	D	Top Of Par		13.9			13.9	0.0		1		Downstream = Oceanside.

Released Under RTI - DTMR

Structure Scour Soundings Report

B2/7

Structure Id 817 **Name** _____

Survey Date 18-DEC-11 **Inspection Level 2** [X] **Level 3** [ ] **Underwater** [ ]

Sounding Location				Permanent Reference Feature	Sounding Depth (m)							Condition State	Critical Scour Dip	Comments
						Stream Bed								
Modification	Group	Location	Side	Top of kerb, deck or concrete parapet	Water Surface	First	Previous	Rehab	Current	First Diff	Current Diff			First Scour Survey: 18-NOV-2007 Last Stream Bed Rehab: 08-OCT-2017 Previous Scour Survey: 08-OCT-2017
O	S12	MS	D	Top Of Par		15.2			15.2	0.0		1		Downstream = Oceanside.
O	S12	E2	D	Top Of Par		14.7			14.7	0.0		1		Downstream = Oceanside.
O	S13	E1	D	Top Of Par		14.6			14.6	0.0		1		Downstream = Oceanside.
O	S13	MS	D	Top Of Par	10.1	14.2			14.2	0.0		1		
Downstream = Oceanside. Depth taken at 20:45pm.														
O	S13	E2	D	Top Of Par		13.6			13.6	0.0		1		Downstream = Oceanside.
O	S14	E1	D	Top Of Par		13.6			13.6	0.0		1		Downstream = Oceanside.
O	S14	MS	D	Top Of Par		15.1			15.1	0.0		1		Downstream = Oceanside.
O	S14	E2	D	Top Of Par		17.5			17.5	0.0		1		Downstream = Oceanside.
O	S15	E1	D	Top Of Par		17.4			17.4	0.0		1		Downstream = Oceanside.
O	S15	MS	D	Top Of Par		18.3			18.3	0.0		1		Downstream = Oceanside.
O	S15	E2	D	Top Of Par		20.4			20.4	0.0		1		Downstream = Oceanside.
O	S16	E1	D	Top Of Par		19.6			19.6	0.0		1		Downstream = Oceanside.
O	S16	MS	D	Top Of Par		20.7			20.7	0.0		1		Downstream = Oceanside.
O	S16	E2	D	Top Of Par		20.7			20.7	0.0		1		Downstream = Oceanside.
O	S17	E1	D	Top Of Par		20.5			20.5	0.0		1		Downstream = Oceanside.
O	S17	MS	D	Top Of Par		20.6			20.6	0.0		1		Downstream = Oceanside.
O	S17	E2	D	Top Of Par		21.0			21.0	0.0		1		Downstream = Oceanside.
O	S18	E1	D	Top Of Par		20.5			20.5	0.0		1		Downstream = Oceanside.
O	S18	MS	D	Top Of Par		21.4			21.4	0.0		1		Downstream = Oceanside.
O	S18	E2	D	Top Of Par		21.2			21.2	0.0		1		Downstream = Oceanside.

Released Under RTI - DTMR

Structure Scour Soundings Report

B2/7

Structure Id 817 **Name** _____

Survey Date 18-DEC-11 **Inspection Level 2** [X] **Level 3** [ ] **Underwater** [ ]

Sounding Location				Permanent Reference Feature	Sounding Depth (m)							Condition State	Critical Scour Dip	Comments
						Stream Bed								
Modification	Group	Location	Side	Top of kerb, deck or concrete parapet	Water Surface	First	Previous	Rehab	Current	First Diff	Current Diff			First Scour Survey: 18-NOV-2007 Last Stream Bed Rehab: 08-OCT-2017 Previous Scour Survey: 08-OCT-2017
O	S19	E1	D	Top Of Par	10.1	20.8			20.8	0.0		1		
Downstream = Oceanside. Depth taken at 21:20pm.														
O	S19	MS	D	Top Of Par		20.4			20.4	0.0		1		Downstream = Oceanside.
O	S19	E2	D	Top Of Par		20.4			20.4	0.0		1		Downstream = Oceanside.
O	S20	E1	D	Top Of Par		20.0			20.0	0.0		1		Downstream = Oceanside.
O	S20	MS	D	Top Of Par		19.3			19.3	0.0		1		Downstream = Oceanside.
O	S20	E2	D	Top Of Par		20.1			20.1	0.0		1		Downstream = Oceanside.
O	S21	E1	D	Top Of Par		19.8			19.8	0.0		1		Downstream = Oceanside.
O	S21	MS	D	Top Of Par		19.0			19.0	0.0		1		Downstream = Oceanside.
O	S21	E2	D	Top Of Par		18.8			18.8	0.0		1		Downstream = Oceanside.
O	S22	E1	D	Top Of Par		19.2			19.2	0.0		1		Downstream = Oceanside.
O	S22	MS	D	Top Of Par		18.6			18.6	0.0		1		Downstream = Oceanside.
O	S22	E2	D	Top Of Par	10.1	19.1			19.1	0.0		1		
Downstream = Oceanside. Depth taken at 21:35pm.														
O	S23	E1	D	Top Of Par		18.8			18.8	0.0		1		Downstream = Oceanside.
O	S23	MS	D	Top Of Par		19.1			19.1	0.0		1		Downstream = Oceanside.
O	S23	E2	D	Top Of Par		19.5			19.5	0.0		1		Downstream = Oceanside.
O	S24	E1	D	Top Of Par		19.6			19.6	0.0		1		Downstream = Oceanside.
O	S24	MS	D	Top Of Par		19.6			19.6	0.0		1		Downstream = Oceanside.
O	S24	E2	D	Top Of Par		19.0			19.0	0.0		1		Downstream = Oceanside.
O	S25	E1	D	Top Of Par		18.2			18.2	0.0		1		Downstream = Oceanside.

Released under RTI - DTMR

Structure Scour Soundings Report

B2/7

Structure Id 817 **Name** _____

Survey Date 18-DEC-11 **Inspection Level 2** [X] **Level 3** [ ] **Underwater** [ ]

Sounding Location				Permanent Reference Feature	Sounding Depth (m)							Condition State	Critical Scour Dip	Comments
						Stream Bed								
Modification	Group	Location	Side	Top of kerb, deck or concrete parapet	Water Surface	First	Previous	Rehab	Current	First Diff	Current Diff			First Scour Survey: 18-NOV-2007 Last Stream Bed Rehab: 08-OCT-2017 Previous Scour Survey: 08-OCT-2017
O	S25	MS	D	Top Of Par		17.9			17.9	0.0		1		Downstream = Oceanside.
O	S25	E2	D	Top Of Par		18.6			18.6	0.0		1		Downstream = Oceanside.
O	S26	E1	D	Top Of Par		18.6			18.6	0.0		1		Downstream = Oceanside.
O	S26	MS	D	Top Of Par		18.6			18.6	0.0		1		Downstream = Oceanside.
O	S26	E2	D	Top Of Par		18.2			18.2	0.0		1		Downstream = Oceanside.
O	S27	E1	D	Top Of Par	9.4	18.5			18.5	0.0		1		
Downstream = Oceanside. Depth taken at 22:15pm.														
O	S27	MS	D	Top Of Par		17.8			17.8	0.0		1		Downstream = Oceanside.
O	S27	E2	D	Top Of Par		18.0			18.0	0.0		1		Downstream = Oceanside.
O	S28	E1	D	Top Of Par		18.3			18.3	0.0		1		Downstream = Oceanside.
O	S28	MS	D	Top Of Par		18.0			18.0	0.0		1		Downstream = Oceanside.
O	S28	E2	D	Top Of Par		18.5			18.5	0.0		1		Downstream = Oceanside.
O	S29	E1	D	Top Of Par		18.3			18.3	0.0		1		Downstream = Oceanside.
O	S29	MS	D	Top Of Par		18.4			18.4	0.0		1		Downstream = Oceanside.
O	S29	E2	D	Top Of Par		18.7			18.7	0.0		1		Downstream = Oceanside.
O	S30	E1	D	Top Of Par		18.6			18.6	0.0		1		Downstream = Oceanside.
O	S30	MS	D	Top Of Par		19.3			19.3	0.0		1		Downstream = Oceanside.
O	S30	E2	D	Top Of Par		18.6			18.6	0.0		1		Downstream = Oceanside.
O	S31	E1	D	Top Of Par		18.4			18.4	0.0		1		Downstream = Oceanside.
O	S31	MS	D	Top Of Par		18.2			18.2	0.0		1		Downstream = Oceanside.
O	S31	E2	D	Top Of Par		18.2			18.2	0.0		1		Downstream = Oceanside.

Released under RTI - DTMR

Structure Scour Soundings Report

B2/7

Structure Id 817 **Name** _____

Survey Date 18-DEC-11 **Inspection Level 2** [X] **Level 3** [ ] **Underwater** [ ]

Sounding Location				Permanent Reference Feature	Sounding Depth (m)							Condition State	Critical Scour Dip	Comments
						Stream Bed								
Modification	Group	Location	Side	Top of kerb, deck or concrete parapet	Water Surface	First	Previous	Rehab	Current	First Diff	Current Diff			First Scour Survey: 18-NOV-2007 Last Stream Bed Rehab: 08-OCT-2017 Previous Scour Survey: 08-OCT-2017
O	S32	E1	D	Top Of Par		18.1			18.1	0.0		1		Downstream = Oceanside.
O	S32	MS	D	Top Of Par		18.2			18.2	0.0		1		Downstream = Oceanside.
O	S32	E2	D	Top Of Par		18.0			18.0	0.0		1		Downstream = Oceanside.
O	S33	E1	D	Top Of Par		18.0			18.0	0.0		1		Downstream = Oceanside.
O	S33	MS	D	Top Of Par	7.7	18.0			18.0	0.0		1		
Downstream = Oceanside. Depth taken at 23:00pm.														
O	S33	E2	D	Top Of Par		16.9			16.9	0.0		1		Downstream = Oceanside.
O	S34	E1	D	Top Of Par		16.9			16.9	0.0		1		Downstream = Oceanside.
O	S34	MS	D	Top Of Par		16.7			16.7	0.0		1		Downstream = Oceanside.
O	S34	E2	D	Top Of Par		15.5			15.5	0.0		1		Downstream = Oceanside.
O	S35	E1	D	Top Of Par		15.3			15.3	0.0		1		Downstream = Oceanside.
O	S35	MS	D	Top Of Par		14.8			14.8	0.0		1		Downstream = Oceanside.
O	S35	E2	D	Top Of Par		12.6			12.6	0.0		1		Downstream = Oceanside.
O	S36	E1	D	Top Of Par	7.3	12.1			12.1	0.0		1		
Downstream = Oceanside. Depth taken at 23:10pm.														
O	S36	MS	D	Top Of Par		11.5			11.5	0.0		1		Downstream = Oceanside.
O	S36	E2	D	Top Of Par		8.8			8.8	0.0		1		Downstream = Oceanside.
O	S37	E1	D	Top Of Par		8.3			8.3	0.0		1		Downstream = Oceanside.
O	S37	MS	D	Top Of Par		7.2			7.2	0.0		1		Downstream = Oceanside.
O	S37	E2	D	Top Of Par		6.5			6.5	0.0		1		Downstream = Oceanside.
O	S38	E1	D	Top Of Par		6.4			6.4	0.0		1		Downstream = Oceanside.

Released Under RTI - DTMR

Structure Scour Soundings Report

B2/7

Structure Id 817 **Name** _____

Survey Date 18-DEC-11 **Inspection Level 2** [X] **Level 3** [ ] **Underwater** [ ]

Sounding Location				Permanent Reference Feature	Sounding Depth (m)							Condition State	Critical Scour Dip	Comments
						Stream Bed								
Modification	Group	Location	Side	Top of kerb, deck or concrete parapet	Water Surface	First	Previous	Rehab	Current	First Diff	Current Diff			First Scour Survey: 18-NOV-2007 Last Stream Bed Rehab: 08-OCT-2017 Previous Scour Survey: 08-OCT-2017
O	S38	MS	D	Top Of Par		4.4			4.4	0.0		1		

Downstream = Oceanside.
Span 38 E2 over footway.

Released under RTI - DTMR

Structure Maintenance Schedule

M1 | Sheet 1 of 90

Structure Id 817 | Name

Crossing Name Pumicestone Channel | Alt. Name Bribie Island Bridge

Structure Type Bridge | Owner MR DEPARTMENT OF MAIN RO

Construction Type Girder/Beam | District 407 North Coast

Construction Material Pre-Stressed Concrete | LGA Id 250 MORETON BAY REGIONAI

Inspector Peter A Robertson | Date 18-DEC-2011

Inspection Level 1 [ ] 2 [X] 3 [ ] | Overall Condition Rating 3 | Underwater [ ]

Vermin Screens [ ] | Security Measures [ ]

Road Section Id	Description	S	Cway	S	Start RPC	Start Dist	End RPC	End Dist	TDist Start	TDist End

Inspector's Comments

Steward's Comments

Vermin Screen Comments

Security Measures Comments

Total Maintenance Backlog Amount $ 46780

Released under RTI - DTMR

Structure Maintenance Schedule

M1 | **Sheet** 2 of 90

Structure Id 817 **Name** _____

Inspection Date 18-DEC-2011 **Inspection Level 1** [ ] **2** [X] **3** [ ]

Defect Location and Details (from B2 forms)

Component Location (Modification/Group/Component/Standard Number **O / A1 / B1 / 42O**

Component Description Bearings **Significance** 1[ ] 2[X] 3[ ] 4[ ]

Defect Details **Condition State** 1[ ] 2[ ] 3[X] 4[ ]

All bearings bulging, monitor.

Activity No	Description	Unit	Quantity	Unit Rate	Amount	Priority	Completed

Sub-total $ _____

Defect Location and Details (from B2 forms)

Component Location (Modification/Group/Component/Standard Number **O / A1 / B2 / 42O**

Component Description Bearings **Significance** 1[ ] 2[X] 3[ ] 4[ ]

Defect Details **Condition State** 1[ ] 2[ ] 3[X] 4[ ]

All bearings bulging, monitor.

Activity No	Description	Unit	Quantity	Unit Rate	Amount	Priority	Completed

Sub-total $ _____

Defect Location and Details (from B2 forms)

Component Location (Modification/Group/Component/Standard Number **O / A1 / B3 / 42O**

Component Description Bearings **Significance** 1[ ] 2[X] 3[ ] 4[ ]

Defect Details **Condition State** 1[ ] 2[ ] 3[X] 4[ ]

All bearings bulging, monitor.

Activity No	Description	Unit	Quantity	Unit Rate	Amount	Priority	Completed

Sub-total $ _____

Released under RTI - DTMR

Structure Maintenance Schedule

M1 | **Sheet** 3 of 90

Structure Id 817 **Name** _____

Inspection Date 18-DEC-2011 **Inspection Level 1** [ ] **2** [X] **3** [ ]

Defect Location and Details (from B2 forms)

Component Location (Modification/Group/Component/Standard Number **O / A2 / J1 / 11O**

Component Description Joint **Significance** 1[ ] 2[X] 3[ ] 4[ ]

Defect Details **Condition State** 1[ ] 2[ ] 3[X] 4[ ]

Rubber joint No.3 has moderate splits on top surface, monitor, photo 83.

Activity No	Description	Unit	Quantity	Unit Rate	Amount	Priority	Completed

Sub-total $ _____

Defect Location and Details (from B2 forms)

Component Location (Modification/Group/Component/Standard Number **O / AP1 / AP / 70O**

Component Description Approach **Significance** 1[ ] 2[X] 3[ ] 4[ ]

Defect Details **Condition State** 1[ ] 2[ ] 3[X] 4[ ]

Pavement pot-holing approx 0.5m2 side 1 and cracking transversely <3-4mm wide at start of relieving-slab. Relieving-slab appears to have slight rotatation under traffic. Recomend stabilising relieving-slab and repairing pavement. See photo 47.

Activity No	Description	Unit	Quantity	Unit Rate	Amount	Priority	Completed
850	Replace / Repair Relieving Slabs	$	Item	3500	3500	2	N
850R4	DWS / Pavement Repairs (Mechanical)	t	1	1200	1200	2	N

Sub-total $ 4700

Defect Location and Details (from B2 forms)

Component Location (Modification/Group/Component/Standard Number **O / AP2 / AP / 70O**

Component Description Approach **Significance** 1[ ] 2[X] 3[ ] 4[ ]

Defect Details **Condition State** 1[ ] 2[ ] 3[X] 4[ ]

Pavement pot-holing in eastbound lane approx 3m2, recomend dig-out and replace. photo 84.

Activity No	Description	Unit	Quantity	Unit Rate	Amount	Priority	Completed
850R4	DWS / Pavement Repairs (Mechanical)	t	1.3	1200	1560	2	N

Sub-total $ 1560

Released under RTI - DTMR

Structure Id 817 **Name**

Inspection Date 18-DEC-2011 **Inspection Level 1** [ ] **2** [X] **3** [ ]

Defect Location and Details (from B2 forms)

Component Location (Modification/Group/Component/Standard Number O / AP1 / GR1 / 72S

Component Description Guard Rails **Significance** 1[X] 2[ ] 3[ ] 4[ ]

Defect Details **Condition State** 1[ ] 2[ ] 3[ ] 4[X]

Guardrail not to AS/NZS 3845 standards, not connected to structure, average height 580mm and no end treatment, replace. See photo 46.

Activity No	Description	Unit	Quantity	Unit Rate	Amount	Priority	Completed
72S3	Install guardrail	M	50	265	13250	1	N

Sub-total $ 13250

Defect Location and Details (from B2 forms)

Component Location (Modification/Group/Component/Standard Number O / AP2 / GR1 / 72S

Component Description Guard Rails **Significance** 1[X] 2[ ] 3[ ] 4[ ]

Defect Details **Condition State** 1[ ] 2[ ] 3[ ] 4[X]

Not to Australian standards, not connected to structure, recomend replace for 28m. see photo 85.

Activity No	Description	Unit	Quantity	Unit Rate	Amount	Priority	Completed
72S1	Replace guardrail section	M	28	265	7420	1	N

Sub-total $ 7420

Defect Location and Details (from B2 forms)

Component Location (Modification/Group/Component/Standard Number O / AP1 / GR1 / 72T

Component Description Guard Rails **Significance** 1[X] 2[ ] 3[ ] 4[ ]

Defect Details **Condition State** 1[ ] 2[ ] 3[ ] 4[X]

Side 2 of Approach only; not to AS/NZS 3845,entirely timber, replace, see photo 44.

Activity No	Description	Unit	Quantity	Unit Rate	Amount	Priority	Completed
72S3	Install guardrail	M	50	265	13250	1	N

Sub-total $ 13250

Released under RTI - DTMR

Structure Maintenance Schedule

M1 | **Sheet** 5 of 90

Structure Id 817 **Name** _____

Inspection Date 18-DEC-2011 **Inspection Level 1** [ ] **2** [X] **3** [ ]

Defect Location and Details (from B2 forms)

Component Location (Modification/Group/Component/Standard Number **O / P1 / B1 / 42O**

Component Description Bearings **Significance** 1[ ] 2[X] 3[ ] 4[ ]

Defect Details **Condition State** 1[ ] 2[ ] 3[X] 4[ ]

All bearings splitting and bulging, see photo 03, monitor.

Activity No	Description	Unit	Quantity	Unit Rate	Amount	Priority	Completed

Sub-total $ _____

Defect Location and Details (from B2 forms)

Component Location (Modification/Group/Component/Standard Number **O / P1 / B2 / 42O**

Component Description Bearings **Significance** 1[ ] 2[X] 3[ ] 4[ ]

Defect Details **Condition State** 1[ ] 2[ ] 3[X] 4[ ]

All bearings splitting and bulging, see photo 03, monitor.

Activity No	Description	Unit	Quantity	Unit Rate	Amount	Priority	Completed

Sub-total $ _____

Defect Location and Details (from B2 forms)

Component Location (Modification/Group/Component/Standard Number **O / P1 / B3 / 42O**

Component Description Bearings **Significance** 1[ ] 2[X] 3[ ] 4[ ]

Defect Details **Condition State** 1[ ] 2[ ] 3[X] 4[ ]

All bearings splitting and bulging, see photo 03, monitor.

Activity No	Description	Unit	Quantity	Unit Rate	Amount	Priority	Completed

Sub-total $ _____

Released under RTI - DTMR

Structure Id 817 **Name** _____

Inspection Date 18-DEC-2011 **Inspection Level 1** [ ] **2** [X] **3** [ ]

Defect Location and Details (from B2 forms)

Component Location (Modification/Group/Component/Standard Number **O / P1 / B4 / 42O**

Component Description Bearings **Significance** 1[ ] 2[X] 3[ ] 4[ ]

Defect Details **Condition State** 1[ ] 2[ ] 3[X] 4[ ]

All bearings splitting and bulging, see photo 03, monitor.

Activity No	Description	Unit	Quantity	Unit Rate	Amount	Priority	Completed

Sub-total $ _____

Defect Location and Details (from B2 forms)

Component Location (Modification/Group/Component/Standard Number **O / P1 / B5 / 42O**

Component Description Bearings **Significance** 1[ ] 2[X] 3[ ] 4[ ]

Defect Details **Condition State** 1[ ] 2[ ] 3[X] 4[ ]

All bearings splitting and bulging, see photo 03, monitor.

Activity No	Description	Unit	Quantity	Unit Rate	Amount	Priority	Completed

Sub-total $ _____

Defect Location and Details (from B2 forms)

Component Location (Modification/Group/Component/Standard Number **O / P1 / B6 / 42O**

Component Description Bearings **Significance** 1[ ] 2[X] 3[ ] 4[ ]

Defect Details **Condition State** 1[ ] 2[ ] 3[X] 4[ ]

All bearings splitting and bulging, see photo 03, monitor.

Activity No	Description	Unit	Quantity	Unit Rate	Amount	Priority	Completed

Sub-total $ _____

Released under RTI - DTMR

Structure Maintenance Schedule

M1 | **Sheet** 7 of 90

Structure Id 817 **Name** _____

Inspection Date 18-DEC-2011 **Inspection Level 1** [ ] **2** [X] **3** [ ]

Defect Location and Details (from B2 forms)

Component Location (Modification/Group/Component/Standard Number **O / P2 / B1 / 42O**

Component Description Bearings **Significance** 1[ ] 2[X] 3[ ] 4[ ]

Defect Details **Condition State** 1[ ] 2[ ] 3[X] 4[ ]

All bearings are bulging and splitting, monitor, see photo 04.

Activity No	Description	Unit	Quantity	Unit Rate	Amount	Priority	Completed

Sub-total $ _____

Defect Location and Details (from B2 forms)

Component Location (Modification/Group/Component/Standard Number **O / P2 / B2 / 42O**

Component Description Bearings **Significance** 1[ ] 2[X] 3[ ] 4[ ]

Defect Details **Condition State** 1[ ] 2[ ] 3[X] 4[ ]

All bearings are bulging and splitting, monitor, see photo 04.

Activity No	Description	Unit	Quantity	Unit Rate	Amount	Priority	Completed

Sub-total $ _____

Defect Location and Details (from B2 forms)

Component Location (Modification/Group/Component/Standard Number **O / P2 / B3 / 42O**

Component Description Bearings **Significance** 1[ ] 2[X] 3[ ] 4[ ]

Defect Details **Condition State** 1[ ] 2[ ] 3[X] 4[ ]

All bearings are bulging and splitting, monitor, see photo 04.

Activity No	Description	Unit	Quantity	Unit Rate	Amount	Priority	Completed

Sub-total $ _____

Released under RTI - DTMR

Structure Maintenance Schedule

M1 | **Sheet** 8 of 90

Structure Id 817 **Name** _____

Inspection Date 18-DEC-2011 **Inspection Level 1** [ ] **2** [X] **3** [ ]

Defect Location and Details (from B2 forms)

Component Location (Modification/Group/Component/Standard Number **O / P2 / B4 / 42O**

Component Description Bearings **Significance** 1[ ] 2[X] 3[ ] 4[ ]

Defect Details **Condition State** 1[ ] 2[ ] 3[X] 4[ ]

All bearings are bulging and splitting, monitor, see photo 04.

Activity No	Description	Unit	Quantity	Unit Rate	Amount	Priority	Completed

Sub-total $ _____

Defect Location and Details (from B2 forms)

Component Location (Modification/Group/Component/Standard Number **O / P2 / B5 / 42O**

Component Description Bearings **Significance** 1[ ] 2[X] 3[ ] 4[ ]

Defect Details **Condition State** 1[ ] 2[ ] 3[X] 4[ ]

All bearings are bulging and splitting, monitor, see photo 04.

Activity No	Description	Unit	Quantity	Unit Rate	Amount	Priority	Completed

Sub-total $ _____

Defect Location and Details (from B2 forms)

Component Location (Modification/Group/Component/Standard Number **O / P2 / B6 / 42O**

Component Description Bearings **Significance** 1[ ] 2[X] 3[ ] 4[ ]

Defect Details **Condition State** 1[ ] 2[ ] 3[X] 4[ ]

All bearings are bulging and splitting, monitor, see photo 04.

Activity No	Description	Unit	Quantity	Unit Rate	Amount	Priority	Completed

Sub-total $ _____

Released under RTI - DTMR

Structure Maintenance Schedule

M1 | **Sheet** 9 of 90

Structure Id 817 **Name** _____

Inspection Date 18-DEC-2011 **Inspection Level 1** [ ] **2** [X] **3** [ ]

Defect Location and Details (from B2 forms)

Component Location (Modification/Group/Component/Standard Number **O / P3 / B2 / 42O**

Component Description Bearings **Significance** 1[ ] 2[X] 3[ ] 4[ ]

Defect Details **Condition State** 1[ ] 2[ ] 3[X] 4[ ]

All bearings are bulging and splitting, monitor, see photo 04.

Activity No	Description	Unit	Quantity	Unit Rate	Amount	Priority	Completed

Sub-total $ _____

Defect Location and Details (from B2 forms)

Component Location (Modification/Group/Component/Standard Number **O / P3 / B3 / 42O**

Component Description Bearings **Significance** 1[ ] 2[X] 3[ ] 4[ ]

Defect Details **Condition State** 1[ ] 2[ ] 3[X] 4[ ]

All bearings are bulging and splitting, monitor, see photo 04.

Activity No	Description	Unit	Quantity	Unit Rate	Amount	Priority	Completed

Sub-total $ _____

Defect Location and Details (from B2 forms)

Component Location (Modification/Group/Component/Standard Number **O / P3 / B4 / 42O**

Component Description Bearings **Significance** 1[ ] 2[X] 3[ ] 4[ ]

Defect Details **Condition State** 1[ ] 2[ ] 3[X] 4[ ]

All bearings are bulging and splitting, monitor, see photo 04.

Activity No	Description	Unit	Quantity	Unit Rate	Amount	Priority	Completed

Sub-total $ _____

Released under RTI - DTMR

Structure Id 817 **Name** _____

Inspection Date 18-DEC-2011 **Inspection Level 1** [ ] **2** [X] **3** [ ]

Defect Location and Details (from B2 forms)

Component Location (Modification/Group/Component/Standard Number **O / P3 / B5 / 42O**

Component Description Bearings **Significance** 1[ ] 2[X] 3[ ] 4[ ]

Defect Details **Condition State** 1[ ] 2[ ] 3[X] 4[ ]

All bearings are bulging and splitting, monitor, see photo 04.

Activity No	Description	Unit	Quantity	Unit Rate	Amount	Priority	Completed

Sub-total $ _____

Defect Location and Details (from B2 forms)

Component Location (Modification/Group/Component/Standard Number **O / P3 / B6 / 42O**

Component Description Bearings **Significance** 1[ ] 2[X] 3[ ] 4[ ]

Defect Details **Condition State** 1[ ] 2[ ] 3[X] 4[ ]

All bearings are bulging and splitting, monitor, see photo 04.

Activity No	Description	Unit	Quantity	Unit Rate	Amount	Priority	Completed

Sub-total $ _____

Defect Location and Details (from B2 forms)

Component Location (Modification/Group/Component/Standard Number **O / P3 / B1 / 42O**

Component Description Bearings **Significance** 1[ ] 2[X] 3[ ] 4[ ]

Defect Details **Condition State** 1[ ] 2[ ] 3[X] 4[ ]

All bearings are bulging and splitting, monitor, see photo 04.

Activity No	Description	Unit	Quantity	Unit Rate	Amount	Priority	Completed

Sub-total $ _____

Released under RTI - DTMR

Structure Maintenance Schedule

M1 | **Sheet** 11 of 90

Structure Id 817 **Name** _____

Inspection Date 18-DEC-2011 **Inspection Level 1** [ ] **2** [X] **3** [ ]

Defect Location and Details (from B2 forms)

Component Location (Modification/Group/Component/Standard Number **O / P4 / B1 / 42O**

Component Description Bearings **Significance** 1[ ] 2[X] 3[ ] 4[ ]

Defect Details **Condition State** 1[ ] 2[ ] 3[X] 4[ ]

All bearings either bulging,splitting or both at front and side edges, see photo 04 as typical. Monitor.

Activity No	Description	Unit	Quantity	Unit Rate	Amount	Priority	Completed

Sub-total $ _____

Defect Location and Details (from B2 forms)

Component Location (Modification/Group/Component/Standard Number **O / P4 / B2 / 42O**

Component Description Bearings **Significance** 1[ ] 2[X] 3[ ] 4[ ]

Defect Details **Condition State** 1[ ] 2[ ] 3[X] 4[ ]

All bearings either bulging,splitting or both at front and side edges, see photo 04 as typical. Monitor.

Activity No	Description	Unit	Quantity	Unit Rate	Amount	Priority	Completed

Sub-total $ _____

Defect Location and Details (from B2 forms)

Component Location (Modification/Group/Component/Standard Number **O / P4 / B3 / 42O**

Component Description Bearings **Significance** 1[ ] 2[X] 3[ ] 4[ ]

Defect Details **Condition State** 1[ ] 2[ ] 3[X] 4[ ]

All bearings either bulging,splitting or both at front and side edges, see photo 04 as typical. Monitor.

Activity No	Description	Unit	Quantity	Unit Rate	Amount	Priority	Completed

Sub-total $ _____

Released under RTI - DTMR

Structure Maintenance Schedule

M1 | **Sheet** 12 of 90

Structure Id 817 **Name** _____

Inspection Date 18-DEC-2011 **Inspection Level 1** [ ] **2** [X] **3** [ ]

Defect Location and Details (from B2 forms)

Component Location (Modification/Group/Component/Standard Number **O / P4 / B4 / 42O**

Component Description Bearings **Significance** 1[ ] 2[X] 3[ ] 4[ ]

Defect Details **Condition State** 1[ ] 2[ ] 3[X] 4[ ]

All bearings either bulging,splitting or both at front and side edges, see photo 04 as typical. Monitor.

Activity No	Description	Unit	Quantity	Unit Rate	Amount	Priority	Completed

Sub-total $ _____

Defect Location and Details (from B2 forms)

Component Location (Modification/Group/Component/Standard Number **O / P4 / B5 / 42O**

Component Description Bearings **Significance** 1[ ] 2[X] 3[ ] 4[ ]

Defect Details **Condition State** 1[ ] 2[ ] 3[X] 4[ ]

All bearings either bulging,splitting or both at front and side edges, see photo 04 as typical. Monitor.

Activity No	Description	Unit	Quantity	Unit Rate	Amount	Priority	Completed

Sub-total $ _____

Defect Location and Details (from B2 forms)

Component Location (Modification/Group/Component/Standard Number **O / P4 / B6 / 42O**

Component Description Bearings **Significance** 1[ ] 2[X] 3[ ] 4[ ]

Defect Details **Condition State** 1[ ] 2[ ] 3[X] 4[ ]

All bearings either bulging,splitting or both at front and side edges, see photo 04 as typical. Monitor.

Activity No	Description	Unit	Quantity	Unit Rate	Amount	Priority	Completed

Sub-total $ _____

Released under RTI - DTMR

Structure Id 817 **Name** _____

Inspection Date 18-DEC-2011 **Inspection Level 1** [ ] **2** [X] **3** [ ]

Defect Location and Details (from B2 forms)

Component Location (Modification/Group/Component/Standard Number **O / P5 / B1 / 42O**

Component Description Bearings **Significance** 1[ ] 2[X] 3[ ] 4[ ]

Defect Details **Condition State** 1[ ] 2[ ] 3[X] 4[ ]

All bearings either bulging, splitting or both, front and side surfaces, monitor, see photo 8 as typical.

Activity No	Description	Unit	Quantity	Unit Rate	Amount	Priority	Completed

Sub-total $ _____

Defect Location and Details (from B2 forms)

Component Location (Modification/Group/Component/Standard Number **O / P5 / B2 / 42O**

Component Description Bearings **Significance** 1[ ] 2[X] 3[ ] 4[ ]

Defect Details **Condition State** 1[ ] 2[ ] 3[X] 4[ ]

All bearings either bulging, splitting or both, front and side surfaces, monitor, see photo 8 as typical.

Activity No	Description	Unit	Quantity	Unit Rate	Amount	Priority	Completed

Sub-total $ _____

Defect Location and Details (from B2 forms)

Component Location (Modification/Group/Component/Standard Number **O / P5 / B3 / 42O**

Component Description Bearings **Significance** 1[ ] 2[X] 3[ ] 4[ ]

Defect Details **Condition State** 1[ ] 2[ ] 3[X] 4[ ]

All bearings either bulging, splitting or both, front and side surfaces, monitor, see photo 8 as typical.

Activity No	Description	Unit	Quantity	Unit Rate	Amount	Priority	Completed

Sub-total $ _____

Released under RTI - DTMR

Structure Id 817 **Name** _____

Inspection Date 18-DEC-2011 **Inspection Level 1** [ ] **2** [X] **3** [ ]

Defect Location and Details (from B2 forms)

Component Location (Modification/Group/Component/Standard Number O / P5 / B4 / 42O

Component Description Bearings **Significance** 1[ ] 2[X] 3[ ] 4[ ]

Defect Details **Condition State** 1[ ] 2[ ] 3[X] 4[ ]

All bearings either bulging, splitting or both, front and side surfaces, monitor, see photo 8 as typical.

Activity No	Description	Unit	Quantity	Unit Rate	Amount	Priority	Completed

Sub-total $ _____

Defect Location and Details (from B2 forms)

Component Location (Modification/Group/Component/Standard Number O / P5 / B5 / 42O

Component Description Bearings **Significance** 1[ ] 2[X] 3[ ] 4[ ]

Defect Details **Condition State** 1[ ] 2[ ] 3[X] 4[ ]

All bearings either bulging, splitting or both, front and side surfaces, monitor, see photo 8 as typical.

Activity No	Description	Unit	Quantity	Unit Rate	Amount	Priority	Completed

Sub-total $ _____

Defect Location and Details (from B2 forms)

Component Location (Modification/Group/Component/Standard Number O / P5 / B6 / 42O

Component Description Bearings **Significance** 1[ ] 2[X] 3[ ] 4[ ]

Defect Details **Condition State** 1[ ] 2[ ] 3[X] 4[ ]

All bearings either bulging, splitting or both, front and side surfaces, monitor, see photo 8 as typical.

Activity No	Description	Unit	Quantity	Unit Rate	Amount	Priority	Completed

Sub-total $ _____

Released under RTI - DTMR

Structure Maintenance Schedule

M1

Structure Id 817 **Name** _____

Inspection Date 18-DEC-2011 **Inspection Level 1** [ ] **2** [X] **3** [ ]

Defect Location and Details (from B2 forms)

Component Location (Modification/Group/Component/Standard Number O / P6 / B1 / 42O

Component Description Bearings **Significance** 1[ ] 2[X] 3[ ] 4[ ]

Defect Details **Condition State** 1[ ] 2[ ] 3[X] 4[ ]

All bearings either bulging/splitting or both on front and side edges, monitor, see photo 04 as reference.

Activity No	Description	Unit	Quantity	Unit Rate	Amount	Priority	Completed

Sub-total $ _____

Defect Location and Details (from B2 forms)

Component Location (Modification/Group/Component/Standard Number O / P6 / B2 / 42O

Component Description Bearings **Significance** 1[ ] 2[X] 3[ ] 4[ ]

Defect Details **Condition State** 1[ ] 2[ ] 3[X] 4[ ]

All bearings either bulging/splitting or both on front and side edges, monitor, see photo 04 as reference.

Activity No	Description	Unit	Quantity	Unit Rate	Amount	Priority	Completed

Sub-total $ _____

Defect Location and Details (from B2 forms)

Component Location (Modification/Group/Component/Standard Number O / P6 / B3 / 42O

Component Description Bearings **Significance** 1[ ] 2[X] 3[ ] 4[ ]

Defect Details **Condition State** 1[ ] 2[ ] 3[X] 4[ ]

All bearings either bulging/splitting or both on front and side edges, monitor, see photo 04 as reference.

Activity No	Description	Unit	Quantity	Unit Rate	Amount	Priority	Completed

Sub-total $ _____

Released under RTI - DTMR

Structure Maintenance Schedule

M1 | Sheet 16 of 90

Structure Id 817 **Name** _____

Inspection Date 18-DEC-2011 **Inspection Level 1** [ ] **2** [X] **3** [ ]

Defect Location and Details (from B2 forms)

Component Location (Modification/Group/Component/Standard Number **O / P6 / B4 / 42O**

Component Description Bearings **Significance** 1[ ] 2[X] 3[ ] 4[ ]

Defect Details **Condition State** 1[ ] 2[ ] 3[X] 4[ ]

All bearings either bulging/splitting or both on front and side edges, monitor, see photo 04 as reference.

Activity No	Description	Unit	Quantity	Unit Rate	Amount	Priority	Completed

Sub-total $ _____

Defect Location and Details (from B2 forms)

Component Location (Modification/Group/Component/Standard Number **O / P6 / B5 / 42O**

Component Description Bearings **Significance** 1[ ] 2[X] 3[ ] 4[ ]

Defect Details **Condition State** 1[ ] 2[ ] 3[X] 4[ ]

All bearings either bulging/splitting or both on front and side edges, monitor, see photo 04 as reference.

Activity No	Description	Unit	Quantity	Unit Rate	Amount	Priority	Completed

Sub-total $ _____

Defect Location and Details (from B2 forms)

Component Location (Modification/Group/Component/Standard Number **O / P6 / B6 / 42O**

Component Description Bearings **Significance** 1[ ] 2[X] 3[ ] 4[ ]

Defect Details **Condition State** 1[ ] 2[ ] 3[X] 4[ ]

All bearings either bulging/splitting or both on front and side edges, monitor, see photo 04 as reference.

Activity No	Description	Unit	Quantity	Unit Rate	Amount	Priority	Completed

Sub-total $ _____

Released under RTI - DTMR

Structure Maintenance Schedule

M1 | **Sheet** 17 of 90

Structure Id 817 **Name** _____

Inspection Date 18-DEC-2011 **Inspection Level 1** [ ] **2** [X] **3** [ ]

Defect Location and Details (from B2 forms)

Component Location (Modification/Group/Component/Standard Number **O / P7 / B1 / 42O**

Component Description Bearings **Significance** 1[ ] 2[X] 3[ ] 4[ ]

Defect Details **Condition State** 1[ ] 2[ ] 3[X] 4[ ]

All bearings either bulging/splitting or both along all exposed faces, monitor, see photo 10 as reference.

Activity No	Description	Unit	Quantity	Unit Rate	Amount	Priority	Completed

Sub-total $ _____

Defect Location and Details (from B2 forms)

Component Location (Modification/Group/Component/Standard Number **O / P7 / B2 / 42O**

Component Description Bearings **Significance** 1[ ] 2[X] 3[ ] 4[ ]

Defect Details **Condition State** 1[ ] 2[ ] 3[X] 4[ ]

All bearings either bulging/splitting or both along all exposed faces, monitor, see photo 10 as reference.

Activity No	Description	Unit	Quantity	Unit Rate	Amount	Priority	Completed

Sub-total $ _____

Defect Location and Details (from B2 forms)

Component Location (Modification/Group/Component/Standard Number **O / P7 / B3 / 42O**

Component Description Bearings **Significance** 1[ ] 2[X] 3[ ] 4[ ]

Defect Details **Condition State** 1[ ] 2[ ] 3[X] 4[ ]

All bearings either bulging/splitting or both along all exposed faces, monitor, see photo 10 as reference.

Activity No	Description	Unit	Quantity	Unit Rate	Amount	Priority	Completed

Sub-total $ _____

Released under RTI - DTMR

Structure Maintenance Schedule

M1 | **Sheet** 18 of 90

Structure Id 817 **Name** _____

Inspection Date 18-DEC-2011 **Inspection Level 1** [ ] **2** [X] **3** [ ]

Defect Location and Details (from B2 forms)

Component Location (Modification/Group/Component/Standard Number **O / P7 / B4 / 42O**

Component Description Bearings **Significance** 1[ ] 2[X] 3[ ] 4[ ]

Defect Details **Condition State** 1[ ] 2[ ] 3[X] 4[ ]

All bearings either bulging/splitting or both along all exposed faces, monitor, see photo 10 as reference.

Activity No	Description	Unit	Quantity	Unit Rate	Amount	Priority	Completed

Sub-total $ _____

Defect Location and Details (from B2 forms)

Component Location (Modification/Group/Component/Standard Number **O / P7 / B5 / 42O**

Component Description Bearings **Significance** 1[ ] 2[X] 3[ ] 4[ ]

Defect Details **Condition State** 1[ ] 2[ ] 3[X] 4[ ]

All bearings either bulging/splitting or both along all exposed faces, monitor, see photo 10 as reference.

Activity No	Description	Unit	Quantity	Unit Rate	Amount	Priority	Completed

Sub-total $ _____

Defect Location and Details (from B2 forms)

Component Location (Modification/Group/Component/Standard Number **O / P7 / B6 / 42O**

Component Description Bearings **Significance** 1[ ] 2[X] 3[ ] 4[ ]

Defect Details **Condition State** 1[ ] 2[ ] 3[X] 4[ ]

All bearings either bulging/splitting or both along all exposed faces, monitor, see photo 10 as reference.

Activity No	Description	Unit	Quantity	Unit Rate	Amount	Priority	Completed

Sub-total $ _____

Released under RTI - DTMR

Structure Maintenance Schedule

M1 | **Sheet** 19 of 90

Structure Id 817 **Name** _____

Inspection Date 18-DEC-2011 **Inspection Level 1** [ ] **2** [X] **3** [ ]

Defect Location and Details (from B2 forms)

Component Location (Modification/Group/Component/Standard Number **O / P8 / B1 / 42O**

Component Description Bearings **Significance** 1[ ] 2[X] 3[ ] 4[ ]

Defect Details **Condition State** 1[ ] 2[ ] 3[X] 4[ ]

All bearings either bulging splitting or both on all exposed faces, monitor, see photo 10 as reference.

Activity No	Description	Unit	Quantity	Unit Rate	Amount	Priority	Completed

Sub-total $ _____

Defect Location and Details (from B2 forms)

Component Location (Modification/Group/Component/Standard Number **O / P8 / B2 / 42O**

Component Description Bearings **Significance** 1[ ] 2[X] 3[ ] 4[ ]

Defect Details **Condition State** 1[ ] 2[ ] 3[X] 4[ ]

All bearings either bulging splitting or both on all exposed faces, monitor, see photo 10 as reference.

Activity No	Description	Unit	Quantity	Unit Rate	Amount	Priority	Completed

Sub-total $ _____

Defect Location and Details (from B2 forms)

Component Location (Modification/Group/Component/Standard Number **O / P8 / B3 / 42O**

Component Description Bearings **Significance** 1[ ] 2[X] 3[ ] 4[ ]

Defect Details **Condition State** 1[ ] 2[ ] 3[X] 4[ ]

All bearings either bulging splitting or both on all exposed faces, monitor, see photo 10 as reference.

Activity No	Description	Unit	Quantity	Unit Rate	Amount	Priority	Completed

Sub-total $ _____

Released under RTI - DTMR

Structure Maintenance Schedule

M1 | Sheet 20 of 90

Structure Id 817 **Name** _____

Inspection Date 18-DEC-2011 **Inspection Level 1** [ ] **2** [X] **3** [ ]

Defect Location and Details (from B2 forms)

Component Location (Modification/Group/Component/Standard Number O / P8 / B4 / 42O

Component Description Bearings **Significance** 1[ ] 2[X] 3[ ] 4[ ]

Defect Details **Condition State** 1[ ] 2[ ] 3[X] 4[ ]

All bearings either bulging splitting or both on all exposed faces, monitor, see photo 10 as reference.

Activity No	Description	Unit	Quantity	Unit Rate	Amount	Priority	Completed

Sub-total $ _____

Defect Location and Details (from B2 forms)

Component Location (Modification/Group/Component/Standard Number O / P8 / B5 / 42O

Component Description Bearings **Significance** 1[ ] 2[X] 3[ ] 4[ ]

Defect Details **Condition State** 1[ ] 2[ ] 3[X] 4[ ]

All bearings either bulging splitting or both on all exposed faces, monitor, see photo 10 as reference.

Activity No	Description	Unit	Quantity	Unit Rate	Amount	Priority	Completed

Sub-total $ _____

Defect Location and Details (from B2 forms)

Component Location (Modification/Group/Component/Standard Number O / P8 / B6 / 42O

Component Description Bearings **Significance** 1[ ] 2[X] 3[ ] 4[ ]

Defect Details **Condition State** 1[ ] 2[ ] 3[X] 4[ ]

All bearings either bulging splitting or both on all exposed faces, monitor, see photo 10 as reference.

Activity No	Description	Unit	Quantity	Unit Rate	Amount	Priority	Completed

Sub-total $ _____

Released under RTI - DTMR

Structure Maintenance Schedule

M1 | **Sheet** 21 of 90

Structure Id 817 **Name** _____

Inspection Date 18-DEC-2011 **Inspection Level 1** [ ] **2** [X] **3** [ ]

Defect Location and Details (from B2 forms)

Component Location (Modification/Group/Component/Standard Number **O / P9 / B1 / 42O**

Component Description Bearings **Significance** 1[ ] 2[X] 3[ ] 4[ ]

Defect Details **Condition State** 1[ ] 2[ ] 3[X] 4[ ]

All bearings either bulging splitting or both on all exposed faces, monitor, see photo 10 as reference.

Activity No	Description	Unit	Quantity	Unit Rate	Amount	Priority	Completed

Sub-total $ _____

Defect Location and Details (from B2 forms)

Component Location (Modification/Group/Component/Standard Number **O / P9 / B2 / 42O**

Component Description Bearings **Significance** 1[ ] 2[X] 3[ ] 4[ ]

Defect Details **Condition State** 1[ ] 2[ ] 3[X] 4[ ]

All bearings either bulging splitting or both on all exposed faces, monitor, see photo 10 as reference.

Activity No	Description	Unit	Quantity	Unit Rate	Amount	Priority	Completed

Sub-total $ _____

Defect Location and Details (from B2 forms)

Component Location (Modification/Group/Component/Standard Number **O / P9 / B3 / 42O**

Component Description Bearings **Significance** 1[ ] 2[X] 3[ ] 4[ ]

Defect Details **Condition State** 1[ ] 2[ ] 3[X] 4[ ]

All bearings either bulging splitting or both on all exposed faces, monitor, see photo 10 as reference.

Activity No	Description	Unit	Quantity	Unit Rate	Amount	Priority	Completed

Sub-total $ _____

Released under RTI - DTMR

Structure Maintenance Schedule

M1 | **Sheet** 22 of 90

Structure Id 817 **Name** _____

Inspection Date 18-DEC-2011 **Inspection Level 1** [ ] **2** [X] **3** [ ]

Defect Location and Details (from B2 forms)

Component Location (Modification/Group/Component/Standard Number **O / P9 / B4 / 42O**

Component Description Bearings **Significance** 1[ ] 2[X] 3[ ] 4[ ]

Defect Details **Condition State** 1[ ] 2[ ] 3[X] 4[ ]

All bearings either bulging splitting or both on all exposed faces, monitor, see photo 10 as reference.

Activity No	Description	Unit	Quantity	Unit Rate	Amount	Priority	Completed

Sub-total $ _____

Defect Location and Details (from B2 forms)

Component Location (Modification/Group/Component/Standard Number **O / P9 / B5 / 42O**

Component Description Bearings **Significance** 1[ ] 2[X] 3[ ] 4[ ]

Defect Details **Condition State** 1[ ] 2[ ] 3[X] 4[ ]

All bearings either bulging splitting or both on all exposed faces, monitor, see photo 10 as reference.

Activity No	Description	Unit	Quantity	Unit Rate	Amount	Priority	Completed

Sub-total $ _____

Defect Location and Details (from B2 forms)

Component Location (Modification/Group/Component/Standard Number **O / P9 / B6 / 42O**

Component Description Bearings **Significance** 1[ ] 2[X] 3[ ] 4[ ]

Defect Details **Condition State** 1[ ] 2[ ] 3[X] 4[ ]

All bearings either bulging splitting or both on all exposed faces, monitor, see photo 10 as reference.

Activity No	Description	Unit	Quantity	Unit Rate	Amount	Priority	Completed

Sub-total $ _____

Released under RTI - DTMR

Structure Maintenance Schedule

M1 | **Sheet** 23 of 90

Structure Id 817 **Name** _____

Inspection Date 18-DEC-2011 **Inspection Level 1** [ ] **2** [X] **3** [ ]

Defect Location and Details (from B2 forms)

Component Location (Modification/Group/Component/Standard Number **O / P10 / B1 / 42O**

Component Description Bearings **Significance** 1[ ] 2[X] 3[ ] 4[ ]

Defect Details **Condition State** 1[ ] 2[ ] 3[X] 4[ ]

All bearings either bulging splitting or both on all exposed faces, monitor, see photo 10 as reference.

Activity No	Description	Unit	Quantity	Unit Rate	Amount	Priority	Completed

Sub-total $ _____

Defect Location and Details (from B2 forms)

Component Location (Modification/Group/Component/Standard Number **O / P10 / B2 / 42O**

Component Description Bearings **Significance** 1[ ] 2[X] 3[ ] 4[ ]

Defect Details **Condition State** 1[ ] 2[ ] 3[X] 4[ ]

All bearings either bulging splitting or both on all exposed faces, monitor, see photo 10 as reference.

Activity No	Description	Unit	Quantity	Unit Rate	Amount	Priority	Completed

Sub-total $ _____

Defect Location and Details (from B2 forms)

Component Location (Modification/Group/Component/Standard Number **O / P10 / B3 / 42O**

Component Description Bearings **Significance** 1[ ] 2[X] 3[ ] 4[ ]

Defect Details **Condition State** 1[ ] 2[ ] 3[X] 4[ ]

All bearings either bulging splitting or both on all exposed faces, monitor, see photo 10 as reference.

Activity No	Description	Unit	Quantity	Unit Rate	Amount	Priority	Completed

Sub-total $ _____

Released under RTI - DTMR

Structure Maintenance Schedule

M1 | Sheet 24 of 90

Structure Id 817 **Name** _____

Inspection Date 18-DEC-2011 **Inspection Level 1** [ ] **2** [X] **3** [ ]

Defect Location and Details (from B2 forms)

Component Location (Modification/Group/Component/Standard Number **O / P10 / B4 / 42O**

Component Description Bearings **Significance** 1[ ] 2[X] 3[ ] 4[ ]

Defect Details **Condition State** 1[ ] 2[ ] 3[X] 4[ ]

All bearings either bulging splitting or both on all exposed faces, monitor, see photo 10 as reference.

Activity No	Description	Unit	Quantity	Unit Rate	Amount	Priority	Completed

Sub-total $ _____

Defect Location and Details (from B2 forms)

Component Location (Modification/Group/Component/Standard Number **O / P10 / B5 / 42O**

Component Description Bearings **Significance** 1[ ] 2[X] 3[ ] 4[ ]

Defect Details **Condition State** 1[ ] 2[ ] 3[X] 4[ ]

All bearings either bulging splitting or both on all exposed faces, monitor, see photo 10 as reference.

Activity No	Description	Unit	Quantity	Unit Rate	Amount	Priority	Completed

Sub-total $ _____

Defect Location and Details (from B2 forms)

Component Location (Modification/Group/Component/Standard Number **O / P10 / B6 / 42O**

Component Description Bearings **Significance** 1[ ] 2[X] 3[ ] 4[ ]

Defect Details **Condition State** 1[ ] 2[ ] 3[X] 4[ ]

All bearings either bulging splitting or both on all exposed faces, monitor, see photo 10 as reference.

Activity No	Description	Unit	Quantity	Unit Rate	Amount	Priority	Completed

Sub-total $ _____

Released under RTI - DTMR

Structure Maintenance Schedule

M1 | **Sheet** 25 of 90

Structure Id 817 **Name** _____

Inspection Date 18-DEC-2011 **Inspection Level 1** [ ] **2** [X] **3** [ ]

Defect Location and Details (from B2 forms)

Component Location (Modification/Group/Component/Standard Number **O / P11 / B1 / 42O**

Component Description Bearings **Significance** 1[ ] 2[X] 3[ ] 4[ ]

Defect Details **Condition State** 1[ ] 2[ ] 3[X] 4[ ]

All bearings either bulging splitting or both on all exposed faces, monitor, see photo 13 as reference.

Activity No	Description	Unit	Quantity	Unit Rate	Amount	Priority	Completed

Sub-total $ _____

Defect Location and Details (from B2 forms)

Component Location (Modification/Group/Component/Standard Number **O / P11 / B2 / 42O**

Component Description Bearings **Significance** 1[ ] 2[X] 3[ ] 4[ ]

Defect Details **Condition State** 1[ ] 2[ ] 3[X] 4[ ]

All bearings either bulging splitting or both on all exposed faces, monitor, see photo 13 as reference.

Activity No	Description	Unit	Quantity	Unit Rate	Amount	Priority	Completed

Sub-total $ _____

Defect Location and Details (from B2 forms)

Component Location (Modification/Group/Component/Standard Number **O / P11 / B3 / 42O**

Component Description Bearings **Significance** 1[ ] 2[X] 3[ ] 4[ ]

Defect Details **Condition State** 1[ ] 2[ ] 3[X] 4[ ]

All bearings either bulging splitting or both on all exposed faces, monitor, see photo 13 as reference.

Activity No	Description	Unit	Quantity	Unit Rate	Amount	Priority	Completed

Sub-total $ _____

Released under RTI - DTMR

Structure Maintenance Schedule

M1 | **Sheet** 26 of 90

Structure Id 817 **Name** _____

Inspection Date 18-DEC-2011 **Inspection Level 1** [ ] **2** [X] **3** [ ]

Defect Location and Details (from B2 forms)

Component Location (Modification/Group/Component/Standard Number **O / P11 / B4 / 42O**

Component Description Bearings **Significance** 1[ ] 2[X] 3[ ] 4[ ]

Defect Details **Condition State** 1[ ] 2[ ] 3[X] 4[ ]

All bearings either bulging splitting or both on all exposed faces, monitor, see photo 13 as reference.

Activity No	Description	Unit	Quantity	Unit Rate	Amount	Priority	Completed

Sub-total $ _____

Defect Location and Details (from B2 forms)

Component Location (Modification/Group/Component/Standard Number **O / P11 / B5 / 42O**

Component Description Bearings **Significance** 1[ ] 2[X] 3[ ] 4[ ]

Defect Details **Condition State** 1[ ] 2[ ] 3[X] 4[ ]

All bearings either bulging splitting or both on all exposed faces, monitor, see photo 13 as reference.

Activity No	Description	Unit	Quantity	Unit Rate	Amount	Priority	Completed

Sub-total $ _____

Defect Location and Details (from B2 forms)

Component Location (Modification/Group/Component/Standard Number **O / P11 / B6 / 42O**

Component Description Bearings **Significance** 1[ ] 2[X] 3[ ] 4[ ]

Defect Details **Condition State** 1[ ] 2[ ] 3[X] 4[ ]

All bearings either bulging splitting or both on all exposed faces, monitor, see photo 13 as reference.

Activity No	Description	Unit	Quantity	Unit Rate	Amount	Priority	Completed

Sub-total $ _____

Released under RTI - DTMR

Structure Maintenance Schedule

M1 | **Sheet** 27 of 90

Structure Id 817 **Name** _____

Inspection Date 18-DEC-2011 **Inspection Level 1** [ ] **2** [X] **3** [ ]

Defect Location and Details (from B2 forms)

Component Location (Modification/Group/Component/Standard Number **O / P12 / B6 / 42O**

Component Description Bearings **Significance** 1[ ] 2[X] 3[ ] 4[ ]

Defect Details **Condition State** 1[ ] 2[ ] 3[ ] 4[X]

3,3,3,3,3,4.
Bearing 6 has excessive bulging front and sides,
recomend replace, see photo 15. POA.

Activity No	Description	Unit	Quantity	Unit Rate	Amount	Priority	Completed

Sub-total $ _____

Defect Location and Details (from B2 forms)

Component Location (Modification/Group/Component/Standard Number **O / P12 / B1 / 42O**

Component Description Bearings **Significance** 1[ ] 2[X] 3[ ] 4[ ]

Defect Details **Condition State** 1[ ] 2[ ] 3[X] 4[ ]

3,3,3,3,3,4.
Bearings 1-5 have moderate splitting/bulging or both
along all faces, monitor.

Activity No	Description	Unit	Quantity	Unit Rate	Amount	Priority	Completed

Sub-total $ _____

Defect Location and Details (from B2 forms)

Component Location (Modification/Group/Component/Standard Number **O / P12 / B2 / 42O**

Component Description Bearings **Significance** 1[ ] 2[X] 3[ ] 4[ ]

Defect Details **Condition State** 1[ ] 2[ ] 3[X] 4[ ]

3,3,3,3,3,4.
Bearings 1-5 have moderate splitting/bulging or both
along all faces, monitor.

Activity No	Description	Unit	Quantity	Unit Rate	Amount	Priority	Completed

Sub-total $ _____

Released under RTI - DTMR

Structure Maintenance Schedule

M1 | **Sheet** 28 of 90

Structure Id 817 **Name** _____

Inspection Date 18-DEC-2011 **Inspection Level 1** [ ] **2** [X] **3** [ ]

Defect Location and Details (from B2 forms)

Component Location (Modification/Group/Component/Standard Number **O / P12 / B3 / 42O**

Component Description Bearings **Significance** 1[ ] 2[X] 3[ ] 4[ ]

Defect Details **Condition State** 1[ ] 2[ ] 3[X] 4[ ]

3,3,3,3,3,4.
Bearings 1-5 have moderate splitting/bulging or both along all faces, monitor.

Activity No	Description	Unit	Quantity	Unit Rate	Amount	Priority	Completed

Sub-total $ _____

Defect Location and Details (from B2 forms)

Component Location (Modification/Group/Component/Standard Number **O / P12 / B4 / 42O**

Component Description Bearings **Significance** 1[ ] 2[X] 3[ ] 4[ ]

Defect Details **Condition State** 1[ ] 2[ ] 3[X] 4[ ]

3,3,3,3,3,4.
Bearings 1-5 have moderate splitting/bulging or both along all faces, monitor.

Activity No	Description	Unit	Quantity	Unit Rate	Amount	Priority	Completed

Sub-total $ _____

Defect Location and Details (from B2 forms)

Component Location (Modification/Group/Component/Standard Number **O / P12 / B5 / 42O**

Component Description Bearings **Significance** 1[ ] 2[X] 3[ ] 4[ ]

Defect Details **Condition State** 1[ ] 2[ ] 3[X] 4[ ]

3,3,3,3,3,4.
Bearings 1-5 have moderate splitting/bulging or both along all faces, monitor.

Activity No	Description	Unit	Quantity	Unit Rate	Amount	Priority	Completed

Sub-total $ _____

Released under RTI - DTMR

Structure Maintenance Schedule

M1 | **Sheet** 29 of 90

Structure Id 817 **Name** _____

Inspection Date 18-DEC-2011 **Inspection Level 1** [ ] **2** [X] **3** [ ]

Defect Location and Details (from B2 forms)

Component Location (Modification/Group/Component/Standard Number **O / P13 / B1 / 42O**

Component Description Bearings **Significance** 1[ ] 2[X] 3[ ] 4[ ]

Defect Details **Condition State** 1[ ] 2[ ] 3[X] 4[ ]

All bearings have either moderate bulging/splitting or both along all faces, monitor.

Activity No	Description	Unit	Quantity	Unit Rate	Amount	Priority	Completed

Sub-total $ _____

Defect Location and Details (from B2 forms)

Component Location (Modification/Group/Component/Standard Number **O / P13 / B2 / 42O**

Component Description Bearings **Significance** 1[ ] 2[X] 3[ ] 4[ ]

Defect Details **Condition State** 1[ ] 2[ ] 3[X] 4[ ]

All bearings have either moderate bulging/splitting or both along all faces, monitor.

Activity No	Description	Unit	Quantity	Unit Rate	Amount	Priority	Completed

Sub-total $ _____

Defect Location and Details (from B2 forms)

Component Location (Modification/Group/Component/Standard Number **O / P13 / B3 / 42O**

Component Description Bearings **Significance** 1[ ] 2[X] 3[ ] 4[ ]

Defect Details **Condition State** 1[ ] 2[ ] 3[X] 4[ ]

All bearings have either moderate bulging/splitting or both along all faces, monitor.

Activity No	Description	Unit	Quantity	Unit Rate	Amount	Priority	Completed

Sub-total $ _____

Released under RTI - DTMR

Structure Maintenance Schedule

M1 | Sheet 30 of 90

Structure Id 817 **Name** _____

Inspection Date 18-DEC-2011 **Inspection Level 1** [ ] **2** [X] **3** [ ]

Defect Location and Details (from B2 forms)

Component Location (Modification/Group/Component/Standard Number **O / P13 / B4 / 42O**

Component Description Bearings **Significance** 1[ ] 2[X] 3[ ] 4[ ]

Defect Details **Condition State** 1[ ] 2[ ] 3[X] 4[ ]

All bearings have either moderate bulging/splitting or both along all faces, monitor.

Activity No	Description	Unit	Quantity	Unit Rate	Amount	Priority	Completed

Sub-total $ _____

Defect Location and Details (from B2 forms)

Component Location (Modification/Group/Component/Standard Number **O / P13 / B5 / 42O**

Component Description Bearings **Significance** 1[ ] 2[X] 3[ ] 4[ ]

Defect Details **Condition State** 1[ ] 2[ ] 3[X] 4[ ]

All bearings have either moderate bulging/splitting or both along all faces, monitor.

Activity No	Description	Unit	Quantity	Unit Rate	Amount	Priority	Completed

Sub-total $ _____

Defect Location and Details (from B2 forms)

Component Location (Modification/Group/Component/Standard Number **O / P13 / B6 / 42O**

Component Description Bearings **Significance** 1[ ] 2[X] 3[ ] 4[ ]

Defect Details **Condition State** 1[ ] 2[ ] 3[X] 4[ ]

All bearings have either moderate bulging/splitting or both along all faces, monitor.

Activity No	Description	Unit	Quantity	Unit Rate	Amount	Priority	Completed

Sub-total $ _____

Released under RTI - DTMR

Structure Id 817 **Name** _____

Inspection Date 18-DEC-2011 **Inspection Level 1** [ ] **2** [X] **3** [ ]

Defect Location and Details (from B2 forms)

Component Location (Modification/Group/Component/Standard Number O / P14 / B1 / 42O

Component Description Bearings **Significance** 1[ ] 2[X] 3[ ] 4[ ]

Defect Details **Condition State** 1[ ] 2[ ] 3[X] 4[ ]

All bearing have either moderate splitting or bulging or both, monitor.

Activity No	Description	Unit	Quantity	Unit Rate	Amount	Priority	Completed

Sub-total $ _____

Defect Location and Details (from B2 forms)

Component Location (Modification/Group/Component/Standard Number O / P14 / B2 / 42O

Component Description Bearings **Significance** 1[ ] 2[X] 3[ ] 4[ ]

Defect Details **Condition State** 1[ ] 2[ ] 3[X] 4[ ]

All bearing have either moderate splitting or bulging or both, monitor.

Activity No	Description	Unit	Quantity	Unit Rate	Amount	Priority	Completed

Sub-total $ _____

Defect Location and Details (from B2 forms)

Component Location (Modification/Group/Component/Standard Number O / P14 / B3 / 42O

Component Description Bearings **Significance** 1[ ] 2[X] 3[ ] 4[ ]

Defect Details **Condition State** 1[ ] 2[ ] 3[X] 4[ ]

All bearing have either moderate splitting or bulging or both, monitor.

Activity No	Description	Unit	Quantity	Unit Rate	Amount	Priority	Completed

Sub-total $ _____

Released under RTI - DTMR

Structure Id 817 **Name** _____

Inspection Date 18-DEC-2011 **Inspection Level 1** [ ] **2** [X] **3** [ ]

Defect Location and Details (from B2 forms)

Component Location (Modification/Group/Component/Standard Number **O / P14 / B4 / 42O**

Component Description Bearings **Significance** 1[ ] 2[X] 3[ ] 4[ ]

Defect Details **Condition State** 1[ ] 2[ ] 3[X] 4[ ]

All bearing have either moderate splitting or bulging or both, monitor.

Activity No	Description	Unit	Quantity	Unit Rate	Amount	Priority	Completed

Sub-total $ _____

Defect Location and Details (from B2 forms)

Component Location (Modification/Group/Component/Standard Number **O / P14 / B5 / 42O**

Component Description Bearings **Significance** 1[ ] 2[X] 3[ ] 4[ ]

Defect Details **Condition State** 1[ ] 2[ ] 3[X] 4[ ]

All bearing have either moderate splitting or bulging or both, monitor.

Activity No	Description	Unit	Quantity	Unit Rate	Amount	Priority	Completed

Sub-total $ _____

Defect Location and Details (from B2 forms)

Component Location (Modification/Group/Component/Standard Number **O / P14 / B6 / 42O**

Component Description Bearings **Significance** 1[ ] 2[X] 3[ ] 4[ ]

Defect Details **Condition State** 1[ ] 2[ ] 3[X] 4[ ]

All bearing have either moderate splitting or bulging or both, monitor.

Activity No	Description	Unit	Quantity	Unit Rate	Amount	Priority	Completed

Sub-total $ _____

Released under RTI - DTMR

Structure Id 817 **Name** _____

Inspection Date 18-DEC-2011 **Inspection Level 1** [ ] **2** [X] **3** [ ]

Defect Location and Details (from B2 forms)

Component Location (Modification/Group/Component/Standard Number O / P15 / B1 / 42O

Component Description Bearings **Significance** 1[ ] 2[X] 3[ ] 4[ ]

Defect Details **Condition State** 1[ ] 2[ ] 3[X] 4[ ]

All bearings have either moderate splitting, bulging or both along front and side edges.

Activity No	Description	Unit	Quantity	Unit Rate	Amount	Priority	Completed

Sub-total $ _____

Defect Location and Details (from B2 forms)

Component Location (Modification/Group/Component/Standard Number O / P15 / B2 / 42O

Component Description Bearings **Significance** 1[ ] 2[X] 3[ ] 4[ ]

Defect Details **Condition State** 1[ ] 2[ ] 3[X] 4[ ]

All bearings have either moderate splitting, bulging or both along front and side edges.

Activity No	Description	Unit	Quantity	Unit Rate	Amount	Priority	Completed

Sub-total $ _____

Defect Location and Details (from B2 forms)

Component Location (Modification/Group/Component/Standard Number O / P15 / B3 / 42O

Component Description Bearings **Significance** 1[ ] 2[X] 3[ ] 4[ ]

Defect Details **Condition State** 1[ ] 2[ ] 3[X] 4[ ]

All bearings have either moderate splitting, bulging or both along front and side edges.

Activity No	Description	Unit	Quantity	Unit Rate	Amount	Priority	Completed

Sub-total $ _____

Released under RTI - DTMR

Structure Maintenance Schedule

M1 | **Sheet** 34 of 90

Structure Id 817 **Name** _____

Inspection Date 18-DEC-2011 **Inspection Level 1** [ ] **2** [X] **3** [ ]

Defect Location and Details (from B2 forms)

Component Location (Modification/Group/Component/Standard Number **O / P15 / B4 / 42O**

Component Description Bearings **Significance** 1[ ] 2[X] 3[ ] 4[ ]

Defect Details **Condition State** 1[ ] 2[ ] 3[X] 4[ ]

All bearings have either moderate splitting, bulging or both along front and side edges.

Activity No	Description	Unit	Quantity	Unit Rate	Amount	Priority	Completed

Sub-total $ _____

Defect Location and Details (from B2 forms)

Component Location (Modification/Group/Component/Standard Number **O / P15 / B5 / 42O**

Component Description Bearings **Significance** 1[ ] 2[X] 3[ ] 4[ ]

Defect Details **Condition State** 1[ ] 2[ ] 3[X] 4[ ]

All bearings have either moderate splitting, bulging or both along front and side edges.

Activity No	Description	Unit	Quantity	Unit Rate	Amount	Priority	Completed

Sub-total $ _____

Defect Location and Details (from B2 forms)

Component Location (Modification/Group/Component/Standard Number **O / P15 / B6 / 42O**

Component Description Bearings **Significance** 1[ ] 2[X] 3[ ] 4[ ]

Defect Details **Condition State** 1[ ] 2[ ] 3[X] 4[ ]

All bearings have either moderate splitting, bulging or both along front and side edges.

Activity No	Description	Unit	Quantity	Unit Rate	Amount	Priority	Completed

Sub-total $ _____

Released under RTI - DTMR

Structure Id 817 **Name** _____

Inspection Date 18-DEC-2011 **Inspection Level 1** [ ] **2** [X] **3** [ ]

Defect Location and Details (from B2 forms)

Component Location (Modification/Group/Component/Standard Number **O / P16 / B1 / 42O**

Component Description Bearings **Significance** 1[ ] 2[X] 3[ ] 4[ ]

Defect Details **Condition State** 1[ ] 2[ ] 3[X] 4[ ]

All bearings have either moderate splitting, bulging or both along front and side edges.

Activity No	Description	Unit	Quantity	Unit Rate	Amount	Priority	Completed

Sub-total $ _____

Defect Location and Details (from B2 forms)

Component Location (Modification/Group/Component/Standard Number **O / P16 / B2 / 42O**

Component Description Bearings **Significance** 1[ ] 2[X] 3[ ] 4[ ]

Defect Details **Condition State** 1[ ] 2[ ] 3[X] 4[ ]

All bearings have either moderate splitting, bulging or both along front and side edges.

Activity No	Description	Unit	Quantity	Unit Rate	Amount	Priority	Completed

Sub-total $ _____

Defect Location and Details (from B2 forms)

Component Location (Modification/Group/Component/Standard Number **O / P16 / B3 / 42O**

Component Description Bearings **Significance** 1[ ] 2[X] 3[ ] 4[ ]

Defect Details **Condition State** 1[ ] 2[ ] 3[X] 4[ ]

All bearings have either moderate splitting, bulging or both along front and side edges.

Activity No	Description	Unit	Quantity	Unit Rate	Amount	Priority	Completed

Sub-total $ _____

Released under RTI - DTMR

Structure Id 817 **Name** _____

Inspection Date 18-DEC-2011 **Inspection Level 1** [ ] **2** [X] **3** [ ]

Defect Location and Details (from B2 forms)

Component Location (Modification/Group/Component/Standard Number O / P16 / B4 / 42O

Component Description Bearings **Significance** 1[ ] 2[X] 3[ ] 4[ ]

Defect Details **Condition State** 1[ ] 2[ ] 3[X] 4[ ]

All bearings have either moderate splitting, bulging or both along front and side edges.

Activity No	Description	Unit	Quantity	Unit Rate	Amount	Priority	Completed

Sub-total $ _____

Defect Location and Details (from B2 forms)

Component Location (Modification/Group/Component/Standard Number O / P16 / B5 / 42O

Component Description Bearings **Significance** 1[ ] 2[X] 3[ ] 4[ ]

Defect Details **Condition State** 1[ ] 2[ ] 3[X] 4[ ]

All bearings have either moderate splitting, bulging or both along front and side edges.

Activity No	Description	Unit	Quantity	Unit Rate	Amount	Priority	Completed

Sub-total $ _____

Defect Location and Details (from B2 forms)

Component Location (Modification/Group/Component/Standard Number O / P16 / B6 / 42O

Component Description Bearings **Significance** 1[ ] 2[X] 3[ ] 4[ ]

Defect Details **Condition State** 1[ ] 2[ ] 3[X] 4[ ]

All bearings have either moderate splitting, bulging or both along front and side edges.

Activity No	Description	Unit	Quantity	Unit Rate	Amount	Priority	Completed

Sub-total $ _____

Released under RTI - DTMR

Structure Maintenance Schedule

M1 | Sheet 37 of 90

Structure Id 817 **Name** _____

Inspection Date 18-DEC-2011 **Inspection Level 1** [ ] **2** [X] **3** [ ]

Defect Location and Details (from B2 forms)

Component Location (Modification/Group/Component/Standard Number O / P17 / B1 / 42O

Component Description Bearings **Significance** 1[ ] 2[X] 3[ ] 4[ ]

Defect Details **Condition State** 1[ ] 2[ ] 3[X] 4[ ]

All bearings have either splitting,bulging or both along front and side edges, monitor

Activity No	Description	Unit	Quantity	Unit Rate	Amount	Priority	Completed

Sub-total $ _____

Defect Location and Details (from B2 forms)

Component Location (Modification/Group/Component/Standard Number O / P17 / B2 / 42O

Component Description Bearings **Significance** 1[ ] 2[X] 3[ ] 4[ ]

Defect Details **Condition State** 1[ ] 2[ ] 3[X] 4[ ]

All bearings have either splitting,bulging or both along front and side edges, monitor

Activity No	Description	Unit	Quantity	Unit Rate	Amount	Priority	Completed

Sub-total $ _____

Defect Location and Details (from B2 forms)

Component Location (Modification/Group/Component/Standard Number O / P17 / B3 / 42O

Component Description Bearings **Significance** 1[ ] 2[X] 3[ ] 4[ ]

Defect Details **Condition State** 1[ ] 2[ ] 3[X] 4[ ]

All bearings have either splitting,bulging or both along front and side edges, monitor

Activity No	Description	Unit	Quantity	Unit Rate	Amount	Priority	Completed

Sub-total $ _____

Released under RTI - DTMR

Structure Maintenance Schedule

M1 | **Sheet** 38 of 90

Structure Id 817 **Name** _____

Inspection Date 18-DEC-2011 **Inspection Level 1** [ ] **2** [X] **3** [ ]

Defect Location and Details (from B2 forms)

Component Location (Modification/Group/Component/Standard Number **O / P17 / B4 / 42O**

Component Description Bearings **Significance** 1[ ] 2[X] 3[ ] 4[ ]

Defect Details **Condition State** 1[ ] 2[ ] 3[X] 4[ ]

All bearings have either splitting,bulging or both along front and side edges, monitor

Activity No	Description	Unit	Quantity	Unit Rate	Amount	Priority	Completed

Sub-total $ _____

Defect Location and Details (from B2 forms)

Component Location (Modification/Group/Component/Standard Number **O / P17 / B5 / 42O**

Component Description Bearings **Significance** 1[ ] 2[X] 3[ ] 4[ ]

Defect Details **Condition State** 1[ ] 2[ ] 3[X] 4[ ]

All bearings have either splitting,bulging or both along front and side edges, monitor

Activity No	Description	Unit	Quantity	Unit Rate	Amount	Priority	Completed

Sub-total $ _____

Defect Location and Details (from B2 forms)

Component Location (Modification/Group/Component/Standard Number **O / P17 / B6 / 42O**

Component Description Bearings **Significance** 1[ ] 2[X] 3[ ] 4[ ]

Defect Details **Condition State** 1[ ] 2[ ] 3[X] 4[ ]

All bearings have either splitting,bulging or both along front and side edges, monitor

Activity No	Description	Unit	Quantity	Unit Rate	Amount	Priority	Completed

Sub-total $ _____

Released under RTI - DTMR

Structure Id 817 **Name** _____

Inspection Date 18-DEC-2011 **Inspection Level 1** [ ] **2** [X] **3** [ ]

Defect Location and Details (from B2 forms)

Component Location (Modification/Group/Component/Standard Number O / P18 / B1 / 42O

Component Description Bearings **Significance** 1[ ] 2[X] 3[ ] 4[ ]

Defect Details **Condition State** 1[ ] 2[ ] 3[X] 4[ ]

All bearings have either moderate splitting, bulging or both along front and side edges, monitor. See photo 17 in bearing 2.

Activity No	Description	Unit	Quantity	Unit Rate	Amount	Priority	Completed

Sub-total $ _____

Defect Location and Details (from B2 forms)

Component Location (Modification/Group/Component/Standard Number O / P18 / B2 / 42O

Component Description Bearings **Significance** 1[ ] 2[X] 3[ ] 4[ ]

Defect Details **Condition State** 1[ ] 2[ ] 3[X] 4[ ]

All bearings have either moderate splitting, bulging or both along front and side edges, monitor. See photo 17 in bearing 2.

Activity No	Description	Unit	Quantity	Unit Rate	Amount	Priority	Completed

Sub-total $ _____

Defect Location and Details (from B2 forms)

Component Location (Modification/Group/Component/Standard Number O / P18 / B3 / 42O

Component Description Bearings **Significance** 1[ ] 2[X] 3[ ] 4[ ]

Defect Details **Condition State** 1[ ] 2[ ] 3[X] 4[ ]

All bearings have either moderate splitting, bulging or both along front and side edges, monitor. See photo 17 in bearing 2.

Activity No	Description	Unit	Quantity	Unit Rate	Amount	Priority	Completed

Sub-total $ _____

Released under RTI - DTMR

Structure Id 817 **Name** _____

Inspection Date 18-DEC-2011 **Inspection Level 1** [ ] **2** [X] **3** [ ]

Defect Location and Details (from B2 forms)

Component Location (Modification/Group/Component/Standard Number **O / P18 / B4 / 42O**

Component Description Bearings **Significance** 1[ ] 2[X] 3[ ] 4[ ]

Defect Details **Condition State** 1[ ] 2[ ] 3[X] 4[ ]

All bearings have either moderate splitting, bulging or both along front and side edges, monitor. See photo 17 in bearing 2.

Activity No	Description	Unit	Quantity	Unit Rate	Amount	Priority	Completed

Sub-total $ _____

Defect Location and Details (from B2 forms)

Component Location (Modification/Group/Component/Standard Number **O / P18 / B5 / 42O**

Component Description Bearings **Significance** 1[ ] 2[X] 3[ ] 4[ ]

Defect Details **Condition State** 1[ ] 2[ ] 3[X] 4[ ]

All bearings have either moderate splitting, bulging or both along front and side edges, monitor. See photo 17 in bearing 2.

Activity No	Description	Unit	Quantity	Unit Rate	Amount	Priority	Completed

Sub-total $ _____

Defect Location and Details (from B2 forms)

Component Location (Modification/Group/Component/Standard Number **O / P18 / B6 / 42O**

Component Description Bearings **Significance** 1[ ] 2[X] 3[ ] 4[ ]

Defect Details **Condition State** 1[ ] 2[ ] 3[X] 4[ ]

All bearings have either moderate splitting, bulging or both along front and side edges, monitor. See photo 17 in bearing 2.

Activity No	Description	Unit	Quantity	Unit Rate	Amount	Priority	Completed

Sub-total $ _____

Released under RTI - DTMR

Structure Maintenance Schedule

M1 | **Sheet** 41 of 90

Structure Id 817 **Name** _____

Inspection Date 18-DEC-2011 **Inspection Level 1** [ ] **2** [X] **3** [ ]

Defect Location and Details (from B2 forms)

Component Location (Modification/Group/Component/Standard Number **O / P19 / B1 / 42O**

Component Description Bearings **Significance** 1[ ] 2[X] 3[ ] 4[ ]

Defect Details **Condition State** 1[ ] 2[ ] 3[X] 4[ ]

All bearings have either moderate splitting, bulging or both along front and side edges,monitor.

Activity No	Description	Unit	Quantity	Unit Rate	Amount	Priority	Completed

Sub-total $ _____

Defect Location and Details (from B2 forms)

Component Location (Modification/Group/Component/Standard Number **O / P19 / B2 / 42O**

Component Description Bearings **Significance** 1[ ] 2[X] 3[ ] 4[ ]

Defect Details **Condition State** 1[ ] 2[ ] 3[X] 4[ ]

All bearings have either moderate splitting, bulging or both along front and side edges,monitor.

Activity No	Description	Unit	Quantity	Unit Rate	Amount	Priority	Completed

Sub-total $ _____

Defect Location and Details (from B2 forms)

Component Location (Modification/Group/Component/Standard Number **O / P19 / B3 / 42O**

Component Description Bearings **Significance** 1[ ] 2[X] 3[ ] 4[ ]

Defect Details **Condition State** 1[ ] 2[ ] 3[X] 4[ ]

All bearings have either moderate splitting, bulging or both along front and side edges,monitor.

Activity No	Description	Unit	Quantity	Unit Rate	Amount	Priority	Completed

Sub-total $ _____

Released under RTI - DTMR

Structure Id 817 **Name** _____

Inspection Date 18-DEC-2011 **Inspection Level 1** [ ] **2** [X] **3** [ ]

Defect Location and Details (from B2 forms)

Component Location (Modification/Group/Component/Standard Number **O / P19 / B4 / 42O**

Component Description Bearings **Significance** 1[ ] 2[X] 3[ ] 4[ ]

Defect Details **Condition State** 1[ ] 2[ ] 3[X] 4[ ]

All bearings have either moderate splitting, bulging or both along front and side edges,monitor.

Activity No	Description	Unit	Quantity	Unit Rate	Amount	Priority	Completed

Sub-total $ _____

Defect Location and Details (from B2 forms)

Component Location (Modification/Group/Component/Standard Number **O / P19 / B5 / 42O**

Component Description Bearings **Significance** 1[ ] 2[X] 3[ ] 4[ ]

Defect Details **Condition State** 1[ ] 2[ ] 3[X] 4[ ]

All bearings have either moderate splitting, bulging or both along front and side edges,monitor.

Activity No	Description	Unit	Quantity	Unit Rate	Amount	Priority	Completed

Sub-total $ _____

Defect Location and Details (from B2 forms)

Component Location (Modification/Group/Component/Standard Number **O / P19 / B6 / 42O**

Component Description Bearings **Significance** 1[ ] 2[X] 3[ ] 4[ ]

Defect Details **Condition State** 1[ ] 2[ ] 3[X] 4[ ]

All bearings have either moderate splitting, bulging or both along front and side edges,monitor.

Activity No	Description	Unit	Quantity	Unit Rate	Amount	Priority	Completed

Sub-total $ _____

Released under RTI - DTMR

Structure Maintenance Schedule

M1 | **Sheet** 43 of 90

Structure Id 817 **Name** _____

Inspection Date 18-DEC-2011 **Inspection Level 1** [ ] **2** [X] **3** [ ]

Defect Location and Details (from B2 forms)

Component Location (Modification/Group/Component/Standard Number **O / P20 / B1 / 42O**

Component Description Bearings **Significance** 1[ ] 2[X] 3[ ] 4[ ]

Defect Details **Condition State** 1[ ] 2[ ] 3[X] 4[ ]

All bearings have either moderate splitting, bulging or both along front and side edges,monitor.

Activity No	Description	Unit	Quantity	Unit Rate	Amount	Priority	Completed

Sub-total $ _____

Defect Location and Details (from B2 forms)

Component Location (Modification/Group/Component/Standard Number **O / P20 / B2 / 42O**

Component Description Bearings **Significance** 1[ ] 2[X] 3[ ] 4[ ]

Defect Details **Condition State** 1[ ] 2[ ] 3[X] 4[ ]

All bearings have either moderate splitting, bulging or both along front and side edges,monitor.

Activity No	Description	Unit	Quantity	Unit Rate	Amount	Priority	Completed

Sub-total $ _____

Defect Location and Details (from B2 forms)

Component Location (Modification/Group/Component/Standard Number **O / P20 / B3 / 42O**

Component Description Bearings **Significance** 1[ ] 2[X] 3[ ] 4[ ]

Defect Details **Condition State** 1[ ] 2[ ] 3[X] 4[ ]

All bearings have either moderate splitting, bulging or both along front and side edges,monitor.

Activity No	Description	Unit	Quantity	Unit Rate	Amount	Priority	Completed

Sub-total $ _____

Released under RTI - DTMR

Structure Maintenance Schedule

M1 | Sheet 44 of 90

Structure Id 817 **Name** _____

Inspection Date 18-DEC-2011 **Inspection Level 1** [ ] **2** [X] **3** [ ]

Defect Location and Details (from B2 forms)

Component Location (Modification/Group/Component/Standard Number O / P20 / B4 / 42O

Component Description Bearings **Significance** 1[ ] 2[X] 3[ ] 4[ ]

Defect Details **Condition State** 1[ ] 2[ ] 3[X] 4[ ]

All bearings have either moderate splitting, bulging or both along front and side edges,monitor.

Activity No	Description	Unit	Quantity	Unit Rate	Amount	Priority	Completed

Sub-total $ _____

Defect Location and Details (from B2 forms)

Component Location (Modification/Group/Component/Standard Number O / P20 / B5 / 42O

Component Description Bearings **Significance** 1[ ] 2[X] 3[ ] 4[ ]

Defect Details **Condition State** 1[ ] 2[ ] 3[X] 4[ ]

All bearings have either moderate splitting, bulging or both along front and side edges,monitor.

Activity No	Description	Unit	Quantity	Unit Rate	Amount	Priority	Completed

Sub-total $ _____

Defect Location and Details (from B2 forms)

Component Location (Modification/Group/Component/Standard Number O / P20 / B6 / 42O

Component Description Bearings **Significance** 1[ ] 2[X] 3[ ] 4[ ]

Defect Details **Condition State** 1[ ] 2[ ] 3[X] 4[ ]

All bearings have either moderate splitting, bulging or both along front and side edges,monitor.

Activity No	Description	Unit	Quantity	Unit Rate	Amount	Priority	Completed

Sub-total $ _____

Released under RTI - DTMR

Structure Id 817 **Name** _____

Inspection Date 18-DEC-2011 **Inspection Level 1** [ ] **2** [X] **3** [ ]

Defect Location and Details (from B2 forms)

Component Location (Modification/Group/Component/Standard Number **O / P21 / B2 / 42O**

Component Description Bearings **Significance** 1[ ] 2[X] 3[ ] 4[ ]

Defect Details **Condition State** 1[ ] 2[ ] 3[ ] 4[X]

3,4,3,3,3,3. Bearing 2 excessive bulging, recomend replacing, see photo 19. POA.

Activity No	Description	Unit	Quantity	Unit Rate	Amount	Priority	Completed

Sub-total $ _____

Defect Location and Details (from B2 forms)

Component Location (Modification/Group/Component/Standard Number **O / P21 / B5 / 42O**

Component Description Bearings **Significance** 1[ ] 2[X] 3[ ] 4[ ]

Defect Details **Condition State** 1[ ] 2[ ] 3[X] 4[ ]

3,4,3,3,3,3. Bearings 1,3,4,5,6 have either moderate splitting, bulging or both along front and side edges, monitor.

Activity No	Description	Unit	Quantity	Unit Rate	Amount	Priority	Completed

Sub-total $ _____

Defect Location and Details (from B2 forms)

Component Location (Modification/Group/Component/Standard Number **O / P21 / B1 / 42O**

Component Description Bearings **Significance** 1[ ] 2[X] 3[ ] 4[ ]

Defect Details **Condition State** 1[ ] 2[ ] 3[X] 4[ ]

3,4,3,3,3,3. Bearings 1,3,4,5,6 have either moderate splitting, bulging or both along front and side edges,monitor.

Activity No	Description	Unit	Quantity	Unit Rate	Amount	Priority	Completed

Sub-total $ _____

Released under RTI - DTMR

Structure Id 817 **Name** _____

Inspection Date 18-DEC-2011 **Inspection Level 1** [ ] **2** [X] **3** [ ]

Defect Location and Details (from B2 forms)

Component Location (Modification/Group/Component/Standard Number O / P21 / B3 / 42O

Component Description Bearings **Significance** 1[ ] 2[X] 3[ ] 4[ ]

Defect Details **Condition State** 1[ ] 2[ ] 3[X] 4[ ]

3,4,3,3,3,3. Bearings 1,3,4,5,6 have either moderate splitting, bulging or both along front and side edges,monitor.

Activity No	Description	Unit	Quantity	Unit Rate	Amount	Priority	Completed

Sub-total $ _____

Defect Location and Details (from B2 forms)

Component Location (Modification/Group/Component/Standard Number O / P21 / B4 / 42O

Component Description Bearings **Significance** 1[ ] 2[X] 3[ ] 4[ ]

Defect Details **Condition State** 1[ ] 2[ ] 3[X] 4[ ]

3,4,3,3,3,3. Bearings 1,3,4,5,6 have either moderate splitting, bulging or both along front and side edges,monitor.

Activity No	Description	Unit	Quantity	Unit Rate	Amount	Priority	Completed

Sub-total $ _____

Defect Location and Details (from B2 forms)

Component Location (Modification/Group/Component/Standard Number O / P21 / B6 / 42O

Component Description Bearings **Significance** 1[ ] 2[X] 3[ ] 4[ ]

Defect Details **Condition State** 1[ ] 2[ ] 3[X] 4[ ]

3,4,3,3,3,3. Bearings 1,3,4,5,6 have either moderate splitting, bulging or both along front and side edges,monitor.

Activity No	Description	Unit	Quantity	Unit Rate	Amount	Priority	Completed

Sub-total $ _____

Released under RTI - DTMR

Structure Maintenance Schedule

M1 | **Sheet** 47 of 90

Structure Id 817 **Name** _____

Inspection Date 18-DEC-2011 **Inspection Level 1** [ ] **2** [X] **3** [ ]

Defect Location and Details (from B2 forms)

Component Location (Modification/Group/Component/Standard Number **O / P22 / B1 / 42O**

Component Description Bearings **Significance** 1[ ] 2[X] 3[ ] 4[ ]

Defect Details **Condition State** 1[ ] 2[ ] 3[X] 4[ ]

All bearings have either moderate splitting, bulging or both along front and side edges,monitor.

Activity No	Description	Unit	Quantity	Unit Rate	Amount	Priority	Completed

Sub-total $ _____

Defect Location and Details (from B2 forms)

Component Location (Modification/Group/Component/Standard Number **O / P22 / B2 / 42O**

Component Description Bearings **Significance** 1[ ] 2[X] 3[ ] 4[ ]

Defect Details **Condition State** 1[ ] 2[ ] 3[X] 4[ ]

All bearings have either moderate splitting, bulging or both along front and side edges,monitor.

Activity No	Description	Unit	Quantity	Unit Rate	Amount	Priority	Completed

Sub-total $ _____

Defect Location and Details (from B2 forms)

Component Location (Modification/Group/Component/Standard Number **O / P22 / B3 / 42O**

Component Description Bearings **Significance** 1[ ] 2[X] 3[ ] 4[ ]

Defect Details **Condition State** 1[ ] 2[ ] 3[X] 4[ ]

All bearings have either moderate splitting, bulging or both along front and side edges,monitor.

Activity No	Description	Unit	Quantity	Unit Rate	Amount	Priority	Completed

Sub-total $ _____

Released under RTI - DTMR

Structure Maintenance Schedule

M1 | Sheet 48 of 90

Structure Id 817 **Name** _____

Inspection Date 18-DEC-2011 **Inspection Level 1** [ ] **2** [X] **3** [ ]

Defect Location and Details (from B2 forms)

Component Location (Modification/Group/Component/Standard Number O / P22 / B4 / 42O

Component Description Bearings **Significance** 1[ ] 2[X] 3[ ] 4[ ]

Defect Details **Condition State** 1[ ] 2[ ] 3[X] 4[ ]

All bearings have either moderate splitting, bulging or both along front and side edges,monitor.

Activity No	Description	Unit	Quantity	Unit Rate	Amount	Priority	Completed

Sub-total $ _____

Defect Location and Details (from B2 forms)

Component Location (Modification/Group/Component/Standard Number O / P22 / B5 / 42O

Component Description Bearings **Significance** 1[ ] 2[X] 3[ ] 4[ ]

Defect Details **Condition State** 1[ ] 2[ ] 3[X] 4[ ]

All bearings have either moderate splitting, bulging or both along front and side edges,monitor.

Activity No	Description	Unit	Quantity	Unit Rate	Amount	Priority	Completed

Sub-total $ _____

Defect Location and Details (from B2 forms)

Component Location (Modification/Group/Component/Standard Number O / P22 / B6 / 42O

Component Description Bearings **Significance** 1[ ] 2[X] 3[ ] 4[ ]

Defect Details **Condition State** 1[ ] 2[ ] 3[X] 4[ ]

All bearings have either moderate splitting, bulging or both along front and side edges,monitor.

Activity No	Description	Unit	Quantity	Unit Rate	Amount	Priority	Completed

Sub-total $ _____

Released under RTI - DTMR

Structure Id 817 **Name** _____

Inspection Date 18-DEC-2011 **Inspection Level 1** [ ] **2** [X] **3** [ ]

Defect Location and Details (from B2 forms)

Component Location (Modification/Group/Component/Standard Number O / P23 / B1 / 42O

Component Description Bearings **Significance** 1[ ] 2[X] 3[ ] 4[ ]

Defect Details **Condition State** 1[ ] 2[ ] 3[X] 4[ ]

All bearings have either moderate splitting, bulging or both along front and side edges, see bearing 5 photo 20, as typical, monitor.

Activity No	Description	Unit	Quantity	Unit Rate	Amount	Priority	Completed

Sub-total $ _____

Defect Location and Details (from B2 forms)

Component Location (Modification/Group/Component/Standard Number O / P23 / B2 / 42O

Component Description Bearings **Significance** 1[ ] 2[X] 3[ ] 4[ ]

Defect Details **Condition State** 1[ ] 2[ ] 3[X] 4[ ]

All bearings have either moderate splitting, bulging or both along front and side edges, see bearing 5 photo 20, as typical, monitor.

Activity No	Description	Unit	Quantity	Unit Rate	Amount	Priority	Completed

Sub-total $ _____

Defect Location and Details (from B2 forms)

Component Location (Modification/Group/Component/Standard Number O / P23 / B3 / 42O

Component Description Bearings **Significance** 1[ ] 2[X] 3[ ] 4[ ]

Defect Details **Condition State** 1[ ] 2[ ] 3[X] 4[ ]

All bearings have either moderate splitting, bulging or both along front and side edges, see bearing 5 photo 20, as typical, monitor.

Activity No	Description	Unit	Quantity	Unit Rate	Amount	Priority	Completed

Sub-total $ _____

Released under RTI - DTMR

Structure Id 817 **Name** _____

Inspection Date 18-DEC-2011 **Inspection Level 1** [ ] **2** [X] **3** [ ]

Defect Location and Details (from B2 forms)

Component Location (Modification/Group/Component/Standard Number **O / P23 / B4 / 42O**

Component Description Bearings **Significance** 1[ ] 2[X] 3[ ] 4[ ]

Defect Details **Condition State** 1[ ] 2[ ] 3[X] 4[ ]

All bearings have either moderate splitting, bulging or both along front and side edges, see bearing 5 photo 20, as typical, monitor.

Activity No	Description	Unit	Quantity	Unit Rate	Amount	Priority	Completed

Sub-total $ _____

Defect Location and Details (from B2 forms)

Component Location (Modification/Group/Component/Standard Number **O / P23 / B5 / 42O**

Component Description Bearings **Significance** 1[ ] 2[X] 3[ ] 4[ ]

Defect Details **Condition State** 1[ ] 2[ ] 3[X] 4[ ]

All bearings have either moderate splitting, bulging or both along front and side edges, see bearing 5 photo 20, as typical, monitor.

Activity No	Description	Unit	Quantity	Unit Rate	Amount	Priority	Completed

Sub-total $ _____

Defect Location and Details (from B2 forms)

Component Location (Modification/Group/Component/Standard Number **O / P23 / B6 / 42O**

Component Description Bearings **Significance** 1[ ] 2[X] 3[ ] 4[ ]

Defect Details **Condition State** 1[ ] 2[ ] 3[X] 4[ ]

All bearings have either moderate splitting, bulging or both along front and side edges, see bearing 5 photo 20, as typical, monitor.

Activity No	Description	Unit	Quantity	Unit Rate	Amount	Priority	Completed

Sub-total $ _____

Released under RTI - DTMR

Structure Id 817 **Name** _____

Inspection Date 18-DEC-2011 **Inspection Level 1** [ ] **2** [X] **3** [ ]

Defect Location and Details (from B2 forms)

Component Location (Modification/Group/Component/Standard Number **O / P24 / B1 / 42O**

Component Description Bearings **Significance** 1[ ] 2[X] 3[ ] 4[ ]

Defect Details **Condition State** 1[ ] 2[ ] 3[X] 4[ ]

All bearings have either moderate splitting, bulging or both along front and side edges, monitor.

Activity No	Description	Unit	Quantity	Unit Rate	Amount	Priority	Completed

Sub-total $ _____

Defect Location and Details (from B2 forms)

Component Location (Modification/Group/Component/Standard Number **O / P24 / B2 / 42O**

Component Description Bearings **Significance** 1[ ] 2[X] 3[ ] 4[ ]

Defect Details **Condition State** 1[ ] 2[ ] 3[X] 4[ ]

All bearings have either moderate splitting, bulging or both along front and side edges, monitor.

Activity No	Description	Unit	Quantity	Unit Rate	Amount	Priority	Completed

Sub-total $ _____

Defect Location and Details (from B2 forms)

Component Location (Modification/Group/Component/Standard Number **O / P24 / B3 / 42O**

Component Description Bearings **Significance** 1[ ] 2[X] 3[ ] 4[ ]

Defect Details **Condition State** 1[ ] 2[ ] 3[X] 4[ ]

All bearings have either moderate splitting, bulging or both along front and side edges, monitor.

Activity No	Description	Unit	Quantity	Unit Rate	Amount	Priority	Completed

Sub-total $ _____

Released under RTI - DTMR

Structure Id 817 **Name** _____

Inspection Date 18-DEC-2011 **Inspection Level 1** [ ] **2** [X] **3** [ ]

Defect Location and Details (from B2 forms)

Component Location (Modification/Group/Component/Standard Number O / P24 / B4 / 42O

Component Description Bearings **Significance** 1[ ] 2[X] 3[ ] 4[ ]

Defect Details **Condition State** 1[ ] 2[ ] 3[X] 4[ ]

All bearings have either moderate splitting, bulging or both along front and side edges, monitor.

Activity No	Description	Unit	Quantity	Unit Rate	Amount	Priority	Completed

Sub-total $ _____

Defect Location and Details (from B2 forms)

Component Location (Modification/Group/Component/Standard Number O / P24 / B5 / 42O

Component Description Bearings **Significance** 1[ ] 2[X] 3[ ] 4[ ]

Defect Details **Condition State** 1[ ] 2[ ] 3[X] 4[ ]

All bearings have either moderate splitting, bulging or both along front and side edges, monitor.

Activity No	Description	Unit	Quantity	Unit Rate	Amount	Priority	Completed

Sub-total $ _____

Defect Location and Details (from B2 forms)

Component Location (Modification/Group/Component/Standard Number O / P24 / B6 / 42O

Component Description Bearings **Significance** 1[ ] 2[X] 3[ ] 4[ ]

Defect Details **Condition State** 1[ ] 2[ ] 3[X] 4[ ]

All bearings have either moderate splitting, bulging or both along front and side edges, monitor.

Activity No	Description	Unit	Quantity	Unit Rate	Amount	Priority	Completed

Sub-total $ _____

Released under RTI - DTMR

Structure Maintenance Schedule

M1 | **Sheet** 53 of 90

Structure Id 817 **Name** _____

Inspection Date 18-DEC-2011 **Inspection Level 1** [ ] **2** [X] **3** [ ]

Defect Location and Details (from B2 forms)

Component Location (Modification/Group/Component/Standard Number **O / P25 / B1 / 42O**

Component Description Bearings **Significance** 1[ ] 2[X] 3[ ] 4[ ]

Defect Details **Condition State** 1[ ] 2[ ] 3[X] 4[ ]

All bearings have either moderate splitting, bulging or both along front and side edges,monitor.

Activity No	Description	Unit	Quantity	Unit Rate	Amount	Priority	Completed

Sub-total $ _____

Defect Location and Details (from B2 forms)

Component Location (Modification/Group/Component/Standard Number **O / P25 / B2 / 42O**

Component Description Bearings **Significance** 1[ ] 2[X] 3[ ] 4[ ]

Defect Details **Condition State** 1[ ] 2[ ] 3[X] 4[ ]

All bearings have either moderate splitting, bulging or both along front and side edges,monitor.

Activity No	Description	Unit	Quantity	Unit Rate	Amount	Priority	Completed

Sub-total $ _____

Defect Location and Details (from B2 forms)

Component Location (Modification/Group/Component/Standard Number **O / P25 / B3 / 42O**

Component Description Bearings **Significance** 1[ ] 2[X] 3[ ] 4[ ]

Defect Details **Condition State** 1[ ] 2[ ] 3[X] 4[ ]

All bearings have either moderate splitting, bulging or both along front and side edges,monitor.

Activity No	Description	Unit	Quantity	Unit Rate	Amount	Priority	Completed

Sub-total $ _____

Released under RTI - DTMR

Structure Id 817 **Name** _____

Inspection Date 18-DEC-2011 **Inspection Level 1** [ ] **2** [X] **3** [ ]

Defect Location and Details (from B2 forms)

Component Location (Modification/Group/Component/Standard Number **O / P25 / B4 / 42O**

Component Description Bearings **Significance** 1[ ] 2[X] 3[ ] 4[ ]

Defect Details **Condition State** 1[ ] 2[ ] 3[X] 4[ ]

All bearings have either moderate splitting, bulging or both along front and side edges,monitor.

Activity No	Description	Unit	Quantity	Unit Rate	Amount	Priority	Completed

Sub-total $ _____

Defect Location and Details (from B2 forms)

Component Location (Modification/Group/Component/Standard Number **O / P25 / B5 / 42O**

Component Description Bearings **Significance** 1[ ] 2[X] 3[ ] 4[ ]

Defect Details **Condition State** 1[ ] 2[ ] 3[X] 4[ ]

All bearings have either moderate splitting, bulging or both along front and side edges,monitor.

Activity No	Description	Unit	Quantity	Unit Rate	Amount	Priority	Completed

Sub-total $ _____

Defect Location and Details (from B2 forms)

Component Location (Modification/Group/Component/Standard Number **O / P25 / B6 / 42O**

Component Description Bearings **Significance** 1[ ] 2[X] 3[ ] 4[ ]

Defect Details **Condition State** 1[ ] 2[ ] 3[X] 4[ ]

All bearings have either moderate splitting, bulging or both along front and side edges,monitor.

Activity No	Description	Unit	Quantity	Unit Rate	Amount	Priority	Completed

Sub-total $ _____

Released under RTI - DTMR

Structure Maintenance Schedule

M1 | Sheet 55 of 90

Structure Id 817 **Name** _____

Inspection Date 18-DEC-2011 **Inspection Level 1** [ ] **2** [X] **3** [ ]

Defect Location and Details (from B2 forms)

Component Location (Modification/Group/Component/Standard Number O / P26 / B1 / 42O

Component Description Bearings **Significance** 1[ ] 2[X] 3[ ] 4[ ]

Defect Details **Condition State** 1[ ] 2[ ] 3[X] 4[ ]

All bearings have either moderate splitting, bulging or both along front and side edges, see bearing 4 photo 22, monitor.

Activity No	Description	Unit	Quantity	Unit Rate	Amount	Priority	Completed

Sub-total $ _____

Defect Location and Details (from B2 forms)

Component Location (Modification/Group/Component/Standard Number O / P26 / B2 / 42O

Component Description Bearings **Significance** 1[ ] 2[X] 3[ ] 4[ ]

Defect Details **Condition State** 1[ ] 2[ ] 3[X] 4[ ]

All bearings have either moderate splitting, bulging or both along front and side edges, see bearing 4 photo 22, monitor.

Activity No	Description	Unit	Quantity	Unit Rate	Amount	Priority	Completed

Sub-total $ _____

Defect Location and Details (from B2 forms)

Component Location (Modification/Group/Component/Standard Number O / P26 / B3 / 42O

Component Description Bearings **Significance** 1[ ] 2[X] 3[ ] 4[ ]

Defect Details **Condition State** 1[ ] 2[ ] 3[X] 4[ ]

All bearings have either moderate splitting, bulging or both along front and side edges, see bearing 4 photo 22, monitor.

Activity No	Description	Unit	Quantity	Unit Rate	Amount	Priority	Completed

Sub-total $ _____

Released under RTI - DTMR

Structure Maintenance Schedule

M1 | **Sheet** 56 of 90

Structure Id 817 **Name** _____

Inspection Date 18-DEC-2011 **Inspection Level 1** [ ] **2** [X] **3** [ ]

Defect Location and Details (from B2 forms)

Component Location (Modification/Group/Component/Standard Number **O / P26 / B4 / 42O**

Component Description Bearings **Significance** 1[ ] 2[X] 3[ ] 4[ ]

Defect Details **Condition State** 1[ ] 2[ ] 3[X] 4[ ]

All bearings have either moderate splitting, bulging or both along front and side edges, see bearing 4 photo 22, monitor.

Activity No	Description	Unit	Quantity	Unit Rate	Amount	Priority	Completed

Sub-total $ _____

Defect Location and Details (from B2 forms)

Component Location (Modification/Group/Component/Standard Number **O / P26 / B5 / 42O**

Component Description Bearings **Significance** 1[ ] 2[X] 3[ ] 4[ ]

Defect Details **Condition State** 1[ ] 2[ ] 3[X] 4[ ]

All bearings have either moderate splitting, bulging or both along front and side edges, see bearing 4 photo 22, monitor.

Activity No	Description	Unit	Quantity	Unit Rate	Amount	Priority	Completed

Sub-total $ _____

Defect Location and Details (from B2 forms)

Component Location (Modification/Group/Component/Standard Number **O / P26 / B6 / 42O**

Component Description Bearings **Significance** 1[ ] 2[X] 3[ ] 4[ ]

Defect Details **Condition State** 1[ ] 2[ ] 3[X] 4[ ]

All bearings have either moderate splitting, bulging or both along front and side edges, see bearing 4 photo 22, monitor.

Activity No	Description	Unit	Quantity	Unit Rate	Amount	Priority	Completed

Sub-total $ _____

Released under RTI - DTMR

Structure Maintenance Schedule

M1 | **Sheet** 57 of 90

Structure Id 817 **Name** _____

Inspection Date 18-DEC-2011 **Inspection Level 1** [ ] **2** [X] **3** [ ]

Defect Location and Details (from B2 forms)

Component Location (Modification/Group/Component/Standard Number **O / P27 / B1 / 42O**

Component Description Bearings **Significance** 1[ ] 2[X] 3[ ] 4[ ]

Defect Details **Condition State** 1[ ] 2[ ] 3[X] 4[ ]

All bearings have either moderate splitting, bulging or both along front and side edges,monitor.

Activity No	Description	Unit	Quantity	Unit Rate	Amount	Priority	Completed

Sub-total $ _____

Defect Location and Details (from B2 forms)

Component Location (Modification/Group/Component/Standard Number **O / P27 / B2 / 42O**

Component Description Bearings **Significance** 1[ ] 2[X] 3[ ] 4[ ]

Defect Details **Condition State** 1[ ] 2[ ] 3[X] 4[ ]

All bearings have either moderate splitting, bulging or both along front and side edges,monitor.

Activity No	Description	Unit	Quantity	Unit Rate	Amount	Priority	Completed

Sub-total $ _____

Defect Location and Details (from B2 forms)

Component Location (Modification/Group/Component/Standard Number **O / P27 / B3 / 42O**

Component Description Bearings **Significance** 1[ ] 2[X] 3[ ] 4[ ]

Defect Details **Condition State** 1[ ] 2[ ] 3[X] 4[ ]

All bearings have either moderate splitting, bulging or both along front and side edges,monitor.

Activity No	Description	Unit	Quantity	Unit Rate	Amount	Priority	Completed

Sub-total $ _____

Released under RTI - DTMR

Structure Maintenance Schedule

M1 | **Sheet** 58 of 90

Structure Id 817 **Name** _____

Inspection Date 18-DEC-2011 **Inspection Level 1** [ ] **2** [X] **3** [ ]

Defect Location and Details (from B2 forms)

Component Location (Modification/Group/Component/Standard Number **O / P27 / B4 / 42O**

Component Description Bearings **Significance** 1[ ] 2[X] 3[ ] 4[ ]

Defect Details **Condition State** 1[ ] 2[ ] 3[X] 4[ ]

All bearings have either moderate splitting, bulging or both along front and side edges,monitor.

Activity No	Description	Unit	Quantity	Unit Rate	Amount	Priority	Completed

Sub-total $ _____

Defect Location and Details (from B2 forms)

Component Location (Modification/Group/Component/Standard Number **O / P27 / B5 / 42O**

Component Description Bearings **Significance** 1[ ] 2[X] 3[ ] 4[ ]

Defect Details **Condition State** 1[ ] 2[ ] 3[X] 4[ ]

All bearings have either moderate splitting, bulging or both along front and side edges,monitor.

Activity No	Description	Unit	Quantity	Unit Rate	Amount	Priority	Completed

Sub-total $ _____

Defect Location and Details (from B2 forms)

Component Location (Modification/Group/Component/Standard Number **O / P27 / B6 / 42O**

Component Description Bearings **Significance** 1[ ] 2[X] 3[ ] 4[ ]

Defect Details **Condition State** 1[ ] 2[ ] 3[X] 4[ ]

All bearings have either moderate splitting, bulging or both along front and side edges,monitor.

Activity No	Description	Unit	Quantity	Unit Rate	Amount	Priority	Completed

Sub-total $ _____

Released under RTI - DTMR

Structure Maintenance Schedule

M1 | **Sheet** 59 of 90

Structure Id 817 **Name** _____

Inspection Date 18-DEC-2011 **Inspection Level 1** [ ] **2** [X] **3** [ ]

Defect Location and Details (from B2 forms)

Component Location (Modification/Group/Component/Standard Number **O / P28 / B1 / 42O**

Component Description Bearings **Significance** 1[ ] 2[X] 3[ ] 4[ ]

Defect Details **Condition State** 1[ ] 2[ ] 3[X] 4[ ]

3,3,3,3,2,2.
Bearings 1,2,3,4 either bulging/splitting or both along front and side edges, monitor.

Activity No	Description	Unit	Quantity	Unit Rate	Amount	Priority	Completed

Sub-total $ _____

Defect Location and Details (from B2 forms)

Component Location (Modification/Group/Component/Standard Number **O / P28 / B2 / 42O**

Component Description Bearings **Significance** 1[ ] 2[X] 3[ ] 4[ ]

Defect Details **Condition State** 1[ ] 2[ ] 3[X] 4[ ]

3,3,3,3,2,2.
Bearings 1,2,3,4 either bulging/splitting or both along front and side edges, monitor.

Activity No	Description	Unit	Quantity	Unit Rate	Amount	Priority	Completed

Sub-total $ _____

Defect Location and Details (from B2 forms)

Component Location (Modification/Group/Component/Standard Number **O / P28 / B3 / 42O**

Component Description Bearings **Significance** 1[ ] 2[X] 3[ ] 4[ ]

Defect Details **Condition State** 1[ ] 2[ ] 3[X] 4[ ]

3,3,3,3,2,2.
Bearings 1,2,3,4 either bulging/splitting or both along front and side edges, monitor.

Activity No	Description	Unit	Quantity	Unit Rate	Amount	Priority	Completed

Sub-total $ _____

Released under RTI - DTMR

Structure Id 817 **Name** _____

Inspection Date 18-DEC-2011 **Inspection Level 1** [ ] **2** [X] **3** [ ]

Defect Location and Details (from B2 forms)

Component Location (Modification/Group/Component/Standard Number O / P28 / B4 / 42O

Component Description Bearings **Significance** 1[ ] 2[X] 3[ ] 4[ ]

Defect Details **Condition State** 1[ ] 2[ ] 3[X] 4[ ]

3,3,3,3,2,2.
Bearings 1,2,3,4 either bulging/splitting or both along front and side edges, monitor.

Activity No	Description	Unit	Quantity	Unit Rate	Amount	Priority	Completed

Sub-total $ _____

Defect Location and Details (from B2 forms)

Component Location (Modification/Group/Component/Standard Number O / P29 / B1 / 42O

Component Description Bearings **Significance** 1[ ] 2[X] 3[ ] 4[ ]

Defect Details **Condition State** 1[ ] 2[ ] 3[X] 4[ ]

All bearings have either moderate splitting, bulging or both along front and side edges, monitor.
See photo 24 for bearing 1.

Activity No	Description	Unit	Quantity	Unit Rate	Amount	Priority	Completed

Sub-total $ _____

Defect Location and Details (from B2 forms)

Component Location (Modification/Group/Component/Standard Number O / P29 / B2 / 42O

Component Description Bearings **Significance** 1[ ] 2[X] 3[ ] 4[ ]

Defect Details **Condition State** 1[ ] 2[ ] 3[X] 4[ ]

All bearings have either moderate splitting, bulging or both along front and side edges, monitor.
See photo 24 for bearing 1.

Activity No	Description	Unit	Quantity	Unit Rate	Amount	Priority	Completed

Sub-total $ _____

Released under RTI - DTMR

Structure Maintenance Schedule

M1 | **Sheet** 61 of 90

Structure Id 817 **Name** _____

Inspection Date 18-DEC-2011 **Inspection Level 1** [ ] **2** [X] **3** [ ]

Defect Location and Details (from B2 forms)

Component Location (Modification/Group/Component/Standard Number **O / P29 / B3 / 42O**

Component Description Bearings **Significance** 1[ ] 2[X] 3[ ] 4[ ]

Defect Details **Condition State** 1[ ] 2[ ] 3[X] 4[ ]

All bearings have either moderate splitting, bulging or both along front and side edges, monitor.
See photo 24 for bearing 1.

Activity No	Description	Unit	Quantity	Unit Rate	Amount	Priority	Completed

Sub-total $ _____

Defect Location and Details (from B2 forms)

Component Location (Modification/Group/Component/Standard Number **O / P29 / B4 / 42O**

Component Description Bearings **Significance** 1[ ] 2[X] 3[ ] 4[ ]

Defect Details **Condition State** 1[ ] 2[ ] 3[X] 4[ ]

All bearings have either moderate splitting, bulging or both along front and side edges, monitor.
See photo 24 for bearing 1.

Activity No	Description	Unit	Quantity	Unit Rate	Amount	Priority	Completed

Sub-total $ _____

Defect Location and Details (from B2 forms)

Component Location (Modification/Group/Component/Standard Number **O / P29 / B5 / 42O**

Component Description Bearings **Significance** 1[ ] 2[X] 3[ ] 4[ ]

Defect Details **Condition State** 1[ ] 2[ ] 3[X] 4[ ]

All bearings have either moderate splitting, bulging or both along front and side edges, monitor.
See photo 24 for bearing 1.

Activity No	Description	Unit	Quantity	Unit Rate	Amount	Priority	Completed

Sub-total $ _____

Released under RTI - DTMR

Structure Id 817 **Name** _____

Inspection Date 18-DEC-2011 **Inspection Level 1** [ ] **2** [X] **3** [ ]

Defect Location and Details (from B2 forms)

Component Location (Modification/Group/Component/Standard Number O / P29 / B6 / 42O

Component Description Bearings **Significance** 1[ ] 2[X] 3[ ] 4[ ]

Defect Details **Condition State** 1[ ] 2[ ] 3[X] 4[ ]

All bearings have either moderate splitting, bulging or both along front and side edges, monitor.
See photo 24 for bearing 1.

Activity No	Description	Unit	Quantity	Unit Rate	Amount	Priority	Completed

Sub-total $ _____

Defect Location and Details (from B2 forms)

Component Location (Modification/Group/Component/Standard Number O / P30 / B1 / 42O

Component Description Bearings **Significance** 1[ ] 2[X] 3[ ] 4[ ]

Defect Details **Condition State** 1[ ] 2[ ] 3[X] 4[ ]

All bearings have either moderate splitting, bulging or both along front and side edges,monitor.

Activity No	Description	Unit	Quantity	Unit Rate	Amount	Priority	Completed

Sub-total $ _____

Defect Location and Details (from B2 forms)

Component Location (Modification/Group/Component/Standard Number O / P30 / B2 / 42O

Component Description Bearings **Significance** 1[ ] 2[X] 3[ ] 4[ ]

Defect Details **Condition State** 1[ ] 2[ ] 3[X] 4[ ]

All bearings have either moderate splitting, bulging or both along front and side edges,monitor.

Activity No	Description	Unit	Quantity	Unit Rate	Amount	Priority	Completed

Sub-total $ _____

Released under RTI - DTMR

Structure Id 817 **Name** _____

Inspection Date 18-DEC-2011 **Inspection Level 1** [ ] **2** [X] **3** [ ]

Defect Location and Details (from B2 forms)

Component Location (Modification/Group/Component/Standard Number O / P30 / B3 / 42O

Component Description Bearings **Significance** 1[ ] 2[X] 3[ ] 4[ ]

Defect Details **Condition State** 1[ ] 2[ ] 3[X] 4[ ]

All bearings have either moderate splitting, bulging or both along front and side edges,monitor.

Activity No	Description	Unit	Quantity	Unit Rate	Amount	Priority	Completed

Sub-total $ _____

Defect Location and Details (from B2 forms)

Component Location (Modification/Group/Component/Standard Number O / P30 / B4 / 42O

Component Description Bearings **Significance** 1[ ] 2[X] 3[ ] 4[ ]

Defect Details **Condition State** 1[ ] 2[ ] 3[X] 4[ ]

All bearings have either moderate splitting, bulging or both along front and side edges,monitor.

Activity No	Description	Unit	Quantity	Unit Rate	Amount	Priority	Completed

Sub-total $ _____

Defect Location and Details (from B2 forms)

Component Location (Modification/Group/Component/Standard Number O / P30 / B5 / 42O

Component Description Bearings **Significance** 1[ ] 2[X] 3[ ] 4[ ]

Defect Details **Condition State** 1[ ] 2[ ] 3[X] 4[ ]

All bearings have either moderate splitting, bulging or both along front and side edges,monitor.

Activity No	Description	Unit	Quantity	Unit Rate	Amount	Priority	Completed

Sub-total $ _____

Released under RTI - DTMR

Structure Id 817 **Name** _____

Inspection Date 18-DEC-2011 **Inspection Level 1** [ ] **2** [X] **3** [ ]

Defect Location and Details (from B2 forms)

Component Location (Modification/Group/Component/Standard Number O / P30 / B6 / 42O

Component Description Bearings **Significance** 1[ ] 2[X] 3[ ] 4[ ]

Defect Details **Condition State** 1[ ] 2[ ] 3[X] 4[ ]

All bearings have either moderate splitting, bulging or both along front and side edges,monitor.

Activity No	Description	Unit	Quantity	Unit Rate	Amount	Priority	Completed

Sub-total $ _____

Defect Location and Details (from B2 forms)

Component Location (Modification/Group/Component/Standard Number O / P31 / B1 / 42O

Component Description Bearings **Significance** 1[ ] 2[X] 3[ ] 4[ ]

Defect Details **Condition State** 1[ ] 2[ ] 3[X] 4[ ]

All bearings have either moderate splitting, bulging or both along front and side edges, monitor.

Activity No	Description	Unit	Quantity	Unit Rate	Amount	Priority	Completed

Sub-total $ _____

Defect Location and Details (from B2 forms)

Component Location (Modification/Group/Component/Standard Number O / P31 / B2 / 42O

Component Description Bearings **Significance** 1[ ] 2[X] 3[ ] 4[ ]

Defect Details **Condition State** 1[ ] 2[ ] 3[X] 4[ ]

All bearings have either moderate splitting, bulging or both along front and side edges, monitor.

Activity No	Description	Unit	Quantity	Unit Rate	Amount	Priority	Completed

Sub-total $ _____

Released under RTI - DTMR

Structure Maintenance Schedule

M1

Structure Id 817 **Name** _____

Inspection Date 18-DEC-2011 **Inspection Level 1** [ ] **2** [X] **3** [ ]

Defect Location and Details (from B2 forms)

Component Location (Modification/Group/Component/Standard Number O / P31 / B3 / 42O

Component Description Bearings **Significance** 1[ ] 2[X] 3[ ] 4[ ]

Defect Details **Condition State** 1[ ] 2[ ] 3[X] 4[ ]

All bearings have either moderate splitting, bulging or both along front and side edges, monitor.

Activity No	Description	Unit	Quantity	Unit Rate	Amount	Priority	Completed

Sub-total $ _____

Defect Location and Details (from B2 forms)

Component Location (Modification/Group/Component/Standard Number O / P31 / B4 / 42O

Component Description Bearings **Significance** 1[ ] 2[X] 3[ ] 4[ ]

Defect Details **Condition State** 1[ ] 2[ ] 3[X] 4[ ]

All bearings have either moderate splitting, bulging or both along front and side edges, monitor.

Activity No	Description	Unit	Quantity	Unit Rate	Amount	Priority	Completed

Sub-total $ _____

Defect Location and Details (from B2 forms)

Component Location (Modification/Group/Component/Standard Number O / P31 / B5 / 42O

Component Description Bearings **Significance** 1[ ] 2[X] 3[ ] 4[ ]

Defect Details **Condition State** 1[ ] 2[ ] 3[X] 4[ ]

All bearings have either moderate splitting, bulging or both along front and side edges, monitor.

Activity No	Description	Unit	Quantity	Unit Rate	Amount	Priority	Completed

Sub-total $ _____

Released under RTI - DTMR

Structure Id 817 **Name** _____

Inspection Date 18-DEC-2011 **Inspection Level 1** [ ] **2** [X] **3** [ ]

Defect Location and Details (from B2 forms)

Component Location (Modification/Group/Component/Standard Number O / P31 / B6 / 42O

Component Description Bearings **Significance** 1[ ] 2[X] 3[ ] 4[ ]

Defect Details **Condition State** 1[ ] 2[ ] 3[X] 4[ ]

All bearings have either moderate splitting, bulging or both along front and side edges, monitor.

Activity No	Description	Unit	Quantity	Unit Rate	Amount	Priority	Completed

Sub-total $ _____

Defect Location and Details (from B2 forms)

Component Location (Modification/Group/Component/Standard Number O / P32 / B1 / 42O

Component Description Bearings **Significance** 1[ ] 2[X] 3[ ] 4[ ]

Defect Details **Condition State** 1[ ] 2[ ] 3[X] 4[ ]

All bearings have either moderate splitting, bulging or both along front and side edges, monitor. See photo 26, bearing 5.

Activity No	Description	Unit	Quantity	Unit Rate	Amount	Priority	Completed

Sub-total $ _____

Defect Location and Details (from B2 forms)

Component Location (Modification/Group/Component/Standard Number O / P32 / B2 / 42O

Component Description Bearings **Significance** 1[ ] 2[X] 3[ ] 4[ ]

Defect Details **Condition State** 1[ ] 2[ ] 3[X] 4[ ]

All bearings have either moderate splitting, bulging or both along front and side edges, monitor. See photo 26, bearing 5.

Activity No	Description	Unit	Quantity	Unit Rate	Amount	Priority	Completed

Sub-total $ _____

Released under RTI - DTMR

Structure Maintenance Schedule

M1 | Sheet 67 of 90

Structure Id 817 **Name** _____

Inspection Date 18-DEC-2011 **Inspection Level 1** [ ] **2** [X] **3** [ ]

Defect Location and Details (from B2 forms)

Component Location (Modification/Group/Component/Standard Number **O / P32 / B3 / 42O**

Component Description Bearings **Significance** 1[ ] 2[X] 3[ ] 4[ ]

Defect Details **Condition State** 1[ ] 2[ ] 3[X] 4[ ]

All bearings have either moderate splitting, bulging or both along front and side edges, monitor. See photo 26, bearing 5.

Activity No	Description	Unit	Quantity	Unit Rate	Amount	Priority	Completed

Sub-total $ _____

Defect Location and Details (from B2 forms)

Component Location (Modification/Group/Component/Standard Number **O / P32 / B4 / 42O**

Component Description Bearings **Significance** 1[ ] 2[X] 3[ ] 4[ ]

Defect Details **Condition State** 1[ ] 2[ ] 3[X] 4[ ]

All bearings have either moderate splitting, bulging or both along front and side edges, monitor. See photo 26, bearing 5.

Activity No	Description	Unit	Quantity	Unit Rate	Amount	Priority	Completed

Sub-total $ _____

Defect Location and Details (from B2 forms)

Component Location (Modification/Group/Component/Standard Number **O / P32 / B5 / 42O**

Component Description Bearings **Significance** 1[ ] 2[X] 3[ ] 4[ ]

Defect Details **Condition State** 1[ ] 2[ ] 3[X] 4[ ]

All bearings have either moderate splitting, bulging or both along front and side edges, monitor. See photo 26, bearing 5.

Activity No	Description	Unit	Quantity	Unit Rate	Amount	Priority	Completed

Sub-total $ _____

Released under RTI - DTMR

Structure Id 817 **Name** _____

Inspection Date 18-DEC-2011 **Inspection Level 1** [ ] **2** [X] **3** [ ]

Defect Location and Details (from B2 forms)

Component Location (Modification/Group/Component/Standard Number O / P32 / B6 / 42O

Component Description Bearings **Significance** 1[ ] 2[X] 3[ ] 4[ ]

Defect Details **Condition State** 1[ ] 2[ ] 3[X] 4[ ]

All bearings have either moderate splitting, bulging or both along front and side edges, monitor. See photo 26, bearing 5.

Activity No	Description	Unit	Quantity	Unit Rate	Amount	Priority	Completed

Sub-total $ _____

Defect Location and Details (from B2 forms)

Component Location (Modification/Group/Component/Standard Number O / P33 / B1 / 42O

Component Description Bearings **Significance** 1[ ] 2[X] 3[ ] 4[ ]

Defect Details **Condition State** 1[ ] 2[ ] 3[X] 4[ ]

All bearings have either moderate splitting, bulging or both along front and side edges, monitor.

Activity No	Description	Unit	Quantity	Unit Rate	Amount	Priority	Completed

Sub-total $ _____

Defect Location and Details (from B2 forms)

Component Location (Modification/Group/Component/Standard Number O / P33 / B2 / 42O

Component Description Bearings **Significance** 1[ ] 2[X] 3[ ] 4[ ]

Defect Details **Condition State** 1[ ] 2[ ] 3[X] 4[ ]

All bearings have either moderate splitting, bulging or both along front and side edges, monitor.

Activity No	Description	Unit	Quantity	Unit Rate	Amount	Priority	Completed

Sub-total $ _____

Released under RTI - DTMR

Structure Maintenance Schedule

M1 | **Sheet** 69 of 90

Structure Id 817 **Name** _____

Inspection Date 18-DEC-2011 **Inspection Level 1** [ ] **2** [X] **3** [ ]

Defect Location and Details (from B2 forms)

Component Location (Modification/Group/Component/Standard Number **O / P33 / B3 / 42O**

Component Description Bearings **Significance** 1[ ] 2[X] 3[ ] 4[ ]

Defect Details **Condition State** 1[ ] 2[ ] 3[X] 4[ ]

All bearings have either moderate splitting, bulging or both along front and side edges, monitor.

Activity No	Description	Unit	Quantity	Unit Rate	Amount	Priority	Completed

Sub-total $ _____

Defect Location and Details (from B2 forms)

Component Location (Modification/Group/Component/Standard Number **O / P33 / B4 / 42O**

Component Description Bearings **Significance** 1[ ] 2[X] 3[ ] 4[ ]

Defect Details **Condition State** 1[ ] 2[ ] 3[X] 4[ ]

All bearings have either moderate splitting, bulging or both along front and side edges, monitor.

Activity No	Description	Unit	Quantity	Unit Rate	Amount	Priority	Completed

Sub-total $ _____

Defect Location and Details (from B2 forms)

Component Location (Modification/Group/Component/Standard Number **O / P33 / B5 / 42O**

Component Description Bearings **Significance** 1[ ] 2[X] 3[ ] 4[ ]

Defect Details **Condition State** 1[ ] 2[ ] 3[X] 4[ ]

All bearings have either moderate splitting, bulging or both along front and side edges, monitor.

Activity No	Description	Unit	Quantity	Unit Rate	Amount	Priority	Completed

Sub-total $ _____

Released under RTI - DTMR

Structure Maintenance Schedule

M1 | **Sheet** 70 of 90

Structure Id 817 **Name** _____

Inspection Date 18-DEC-2011 **Inspection Level 1** [ ] **2** [X] **3** [ ]

Defect Location and Details (from B2 forms)

Component Location (Modification/Group/Component/Standard Number **O / P33 / B6 / 42O**

Component Description Bearings **Significance** 1[ ] 2[X] 3[ ] 4[ ]

Defect Details **Condition State** 1[ ] 2[ ] 3[X] 4[ ]

All bearings have either moderate splitting, bulging or both along front and side edges, monitor.

Activity No	Description	Unit	Quantity	Unit Rate	Amount	Priority	Completed

Sub-total $ _____

Defect Location and Details (from B2 forms)

Component Location (Modification/Group/Component/Standard Number **O / P34 / B1 / 42O**

Component Description Bearings **Significance** 1[ ] 2[X] 3[ ] 4[ ]

Defect Details **Condition State** 1[ ] 2[ ] 3[X] 4[ ]

All bearings have either moderate splitting, bulging or both along front and side edges, monitor.

Activity No	Description	Unit	Quantity	Unit Rate	Amount	Priority	Completed

Sub-total $ _____

Defect Location and Details (from B2 forms)

Component Location (Modification/Group/Component/Standard Number **O / P34 / B2 / 42O**

Component Description Bearings **Significance** 1[ ] 2[X] 3[ ] 4[ ]

Defect Details **Condition State** 1[ ] 2[ ] 3[X] 4[ ]

All bearings have either moderate splitting, bulging or both along front and side edges, monitor.

Activity No	Description	Unit	Quantity	Unit Rate	Amount	Priority	Completed

Sub-total $ _____

Released under RTI - DTMR

Structure Id 817 **Name** _____

Inspection Date 18-DEC-2011 **Inspection Level 1** [ ] **2** [X] **3** [ ]

Defect Location and Details (from B2 forms)

Component Location (Modification/Group/Component/Standard Number O / P34 / B3 / 42O

Component Description Bearings **Significance** 1[ ] 2[X] 3[ ] 4[ ]

Defect Details **Condition State** 1[ ] 2[ ] 3[X] 4[ ]

All bearings have either moderate splitting, bulging or both along front and side edges, monitor.

Activity No	Description	Unit	Quantity	Unit Rate	Amount	Priority	Completed

Sub-total $ _____

Defect Location and Details (from B2 forms)

Component Location (Modification/Group/Component/Standard Number O / P34 / B4 / 42O

Component Description Bearings **Significance** 1[ ] 2[X] 3[ ] 4[ ]

Defect Details **Condition State** 1[ ] 2[ ] 3[X] 4[ ]

All bearings have either moderate splitting, bulging or both along front and side edges, monitor.

Activity No	Description	Unit	Quantity	Unit Rate	Amount	Priority	Completed

Sub-total $ _____

Defect Location and Details (from B2 forms)

Component Location (Modification/Group/Component/Standard Number O / P34 / B5 / 42O

Component Description Bearings **Significance** 1[ ] 2[X] 3[ ] 4[ ]

Defect Details **Condition State** 1[ ] 2[ ] 3[X] 4[ ]

All bearings have either moderate splitting, bulging or both along front and side edges, monitor.

Activity No	Description	Unit	Quantity	Unit Rate	Amount	Priority	Completed

Sub-total $ _____

Released under RTI - DTMR

Structure Id 817 **Name** _____

Inspection Date 18-DEC-2011 **Inspection Level 1** [ ] **2** [X] **3** [ ]

Defect Location and Details (from B2 forms)

Component Location (Modification/Group/Component/Standard Number **O / P34 / B6 / 42O**

Component Description Bearings **Significance** 1[ ] 2[X] 3[ ] 4[ ]

Defect Details **Condition State** 1[ ] 2[ ] 3[X] 4[ ]

All bearings have either moderate splitting, bulging or both along front and side edges, monitor.

Activity No	Description	Unit	Quantity	Unit Rate	Amount	Priority	Completed

Sub-total $ _____

Defect Location and Details (from B2 forms)

Component Location (Modification/Group/Component/Standard Number **O / P35 / B1 / 42O**

Component Description Bearings **Significance** 1[ ] 2[X] 3[ ] 4[ ]

Defect Details **Condition State** 1[ ] 2[ ] 3[X] 4[ ]

All bearings have either moderate splitting, bulging or both along front and side edges, monitor.

Activity No	Description	Unit	Quantity	Unit Rate	Amount	Priority	Completed

Sub-total $ _____

Defect Location and Details (from B2 forms)

Component Location (Modification/Group/Component/Standard Number **O / P35 / B2 / 42O**

Component Description Bearings **Significance** 1[ ] 2[X] 3[ ] 4[ ]

Defect Details **Condition State** 1[ ] 2[ ] 3[X] 4[ ]

All bearings have either moderate splitting, bulging or both along front and side edges, monitor.

Activity No	Description	Unit	Quantity	Unit Rate	Amount	Priority	Completed

Sub-total $ _____

Released under RTI - DTMR

Structure Maintenance Schedule

M1 | **Sheet** 73 of 90

Structure Id 817 **Name** _____

Inspection Date 18-DEC-2011 **Inspection Level 1** [ ] **2** [X] **3** [ ]

Defect Location and Details (from B2 forms)

Component Location (Modification/Group/Component/Standard Number **O / P35 / B3 / 42O**

Component Description Bearings **Significance** 1[ ] 2[X] 3[ ] 4[ ]

Defect Details **Condition State** 1[ ] 2[ ] 3[X] 4[ ]

All bearings have either moderate splitting, bulging or both along front and side edges, monitor.

Activity No	Description	Unit	Quantity	Unit Rate	Amount	Priority	Completed

Sub-total $ _____

Defect Location and Details (from B2 forms)

Component Location (Modification/Group/Component/Standard Number **O / P35 / B4 / 42O**

Component Description Bearings **Significance** 1[ ] 2[X] 3[ ] 4[ ]

Defect Details **Condition State** 1[ ] 2[ ] 3[X] 4[ ]

All bearings have either moderate splitting, bulging or both along front and side edges, monitor.

Activity No	Description	Unit	Quantity	Unit Rate	Amount	Priority	Completed

Sub-total $ _____

Defect Location and Details (from B2 forms)

Component Location (Modification/Group/Component/Standard Number **O / P35 / B5 / 42O**

Component Description Bearings **Significance** 1[ ] 2[X] 3[ ] 4[ ]

Defect Details **Condition State** 1[ ] 2[ ] 3[X] 4[ ]

All bearings have either moderate splitting, bulging or both along front and side edges, monitor.

Activity No	Description	Unit	Quantity	Unit Rate	Amount	Priority	Completed

Sub-total $ _____

Released under RTI - DTMR

Structure Maintenance Schedule

M1 | **Sheet** 74 of 90

Structure Id 817 **Name** _____

Inspection Date 18-DEC-2011 **Inspection Level 1** [ ] **2** [X] **3** [ ]

Defect Location and Details (from B2 forms)

Component Location (Modification/Group/Component/Standard Number **O / P35 / B6 / 42O**

Component Description Bearings **Significance** 1[ ] 2[X] 3[ ] 4[ ]

Defect Details **Condition State** 1[ ] 2[ ] 3[X] 4[ ]

All bearings have either moderate splitting, bulging or both along front and side edges, monitor.

Activity No	Description	Unit	Quantity	Unit Rate	Amount	Priority	Completed

Sub-total $ _____

Defect Location and Details (from B2 forms)

Component Location (Modification/Group/Component/Standard Number **O / P36 / B5 / 42O**

Component Description Bearings **Significance** 1[ ] 2[X] 3[ ] 4[ ]

Defect Details **Condition State** 1[ ] 2[ ] 3[ ] 4[X]

3,3,3,3,4,4.
Bearing 5 severe bulging and splitting, replace, POA, photo 31.

Activity No	Description	Unit	Quantity	Unit Rate	Amount	Priority	Completed

Sub-total $ _____

Defect Location and Details (from B2 forms)

Component Location (Modification/Group/Component/Standard Number **O / P36 / B6 / 42O**

Component Description Bearings **Significance** 1[ ] 2[X] 3[ ] 4[ ]

Defect Details **Condition State** 1[ ] 2[ ] 3[ ] 4[X]

3,3,3,3,4,4.
Bearing 6 severe bulging and splitting, replace, POA, photo 30.

Activity No	Description	Unit	Quantity	Unit Rate	Amount	Priority	Completed

Sub-total $ _____

Released under RTI - DTMR

Structure Maintenance Schedule

M1 | **Sheet** 75 of 90

Structure Id 817 **Name** _____

Inspection Date 18-DEC-2011 **Inspection Level 1** [ ] **2** [X] **3** [ ]

Defect Location and Details (from B2 forms)

Component Location (Modification/Group/Component/Standard Number **O / P36 / B1 / 42O**

Component Description Bearings **Significance** 1[ ] 2[X] 3[ ] 4[ ]

Defect Details **Condition State** 1[ ] 2[ ] 3[X] 4[ ]

3,3,3,3,4,4.
Bearings 1,2,3,4 have either moderate splitting, bulging or both along front and side edges, monitor.

Activity No	Description	Unit	Quantity	Unit Rate	Amount	Priority	Completed

Sub-total $ _____

Defect Location and Details (from B2 forms)

Component Location (Modification/Group/Component/Standard Number **O / P36 / B2 / 42O**

Component Description Bearings **Significance** 1[ ] 2[X] 3[ ] 4[ ]

Defect Details **Condition State** 1[ ] 2[ ] 3[X] 4[ ]

3,3,3,3,4,4.
Bearings 1,2,3,4 have either moderate splitting, bulging or both along front and side edges, monitor.

Activity No	Description	Unit	Quantity	Unit Rate	Amount	Priority	Completed

Sub-total $ _____

Defect Location and Details (from B2 forms)

Component Location (Modification/Group/Component/Standard Number **O / P36 / B3 / 42O**

Component Description Bearings **Significance** 1[ ] 2[X] 3[ ] 4[ ]

Defect Details **Condition State** 1[ ] 2[ ] 3[X] 4[ ]

3,3,3,3,4,4.
Bearings 1,2,3,4 have either moderate splitting, bulging or both along front and side edges, monitor.

Activity No	Description	Unit	Quantity	Unit Rate	Amount	Priority	Completed

Sub-total $ _____

Released under RTI - DTMR

Structure Maintenance Schedule

M1 | **Sheet** 76 of 90

Structure Id 817 **Name** _____

Inspection Date 18-DEC-2011 **Inspection Level 1** [ ] **2** [X] **3** [ ]

Defect Location and Details (from B2 forms)

Component Location (Modification/Group/Component/Standard Number **O / P36 / B4 / 42O**

Component Description Bearings **Significance** 1[ ] 2[X] 3[ ] 4[ ]

Defect Details **Condition State** 1[ ] 2[ ] 3[X] 4[ ]

3,3,3,3,4,4.
Bearings 1,2,3,4 have either moderate splitting, bulging or both along front and side edges, monitor.

Activity No	Description	Unit	Quantity	Unit Rate	Amount	Priority	Completed

Sub-total $ _____

Defect Location and Details (from B2 forms)

Component Location (Modification/Group/Component/Standard Number **O / P37 / B2 / 42O**

Component Description Bearings **Significance** 1[ ] 2[X] 3[ ] 4[ ]

Defect Details **Condition State** 1[ ] 2[ ] 3[X] 4[ ]

X,3,3,X,3,3.
Bearings 2,3,5,6 have either moderate splitting, bulging or both, monitor.

Activity No	Description	Unit	Quantity	Unit Rate	Amount	Priority	Completed

Sub-total $ _____

Defect Location and Details (from B2 forms)

Component Location (Modification/Group/Component/Standard Number **O / P37 / B3 / 42O**

Component Description Bearings **Significance** 1[ ] 2[X] 3[ ] 4[ ]

Defect Details **Condition State** 1[ ] 2[ ] 3[X] 4[ ]

X,3,3,X,3,3.
Bearings 2,3,5,6 have either moderate splitting, bulging or both, monitor.

Activity No	Description	Unit	Quantity	Unit Rate	Amount	Priority	Completed

Sub-total $ _____

Released under RTI - DTMR

Structure Maintenance Schedule

M1 | **Sheet** 77 of 90

Structure Id 817 **Name** _____

Inspection Date 18-DEC-2011 **Inspection Level 1** [ ] **2** [X] **3** [ ]

Defect Location and Details (from B2 forms)

Component Location (Modification/Group/Component/Standard Number **O / P37 / B5 / 42O**

Component Description Bearings **Significance** 1[ ] 2[X] 3[ ] 4[ ]

Defect Details **Condition State** 1[ ] 2[ ] 3[X] 4[ ]

X,3,3,X,3,3.
Bearings 2,3,5,6 have either moderate splitting, bulging or both, monitor.

Activity No	Description	Unit	Quantity	Unit Rate	Amount	Priority	Completed

Sub-total $ _____

Defect Location and Details (from B2 forms)

Component Location (Modification/Group/Component/Standard Number **O / P37 / B6 / 42O**

Component Description Bearings **Significance** 1[ ] 2[X] 3[ ] 4[ ]

Defect Details **Condition State** 1[ ] 2[ ] 3[X] 4[ ]

X,3,3,X,3,3.
Bearings 2,3,5,6 have either moderate splitting, bulging or both, monitor.

Activity No	Description	Unit	Quantity	Unit Rate	Amount	Priority	Completed

Sub-total $ _____

Defect Location and Details (from B2 forms)

Component Location (Modification/Group/Component/Standard Number **O / P2 / J1 / 11O**

Component Description Joint **Significance** 1[ ] 2[X] 3[ ] 4[ ]

Defect Details **Condition State** 1[ ] 2[ ] 3[X] 4[ ]

Middle seal has moderate splitting on top surface, monitor, photo 49.

Activity No	Description	Unit	Quantity	Unit Rate	Amount	Priority	Completed

Sub-total $ _____

Released under RTI - DTMR

Structure Maintenance Schedule

M1 | **Sheet** 78 of 90

Structure Id 817 **Name** _____

Inspection Date 18-DEC-2011 **Inspection Level 1** [ ] **2** [X] **3** [ ]

Defect Location and Details (from B2 forms)

Component Location (Modification/Group/Component/Standard Number **O / P3 / J1 / 11O**

Component Description Joint **Significance** 1[ ] 2[X] 3[ ] 4[ ]

Defect Details **Condition State** 1[ ] 2[ ] 3[X] 4[ ]

Moderate splitting in seal 1 and bulging in seal 3,
monitor both, see photos 51,52.

Activity No	Description	Unit	Quantity	Unit Rate	Amount	Priority	Completed

Sub-total $ _____

Defect Location and Details (from B2 forms)

Component Location (Modification/Group/Component/Standard Number **O / P4 / J1 / 11O**

Component Description Joint **Significance** 1[ ] 2[X] 3[ ] 4[ ]

Defect Details **Condition State** 1[ ] 2[ ] 3[X] 4[ ]

Moderate splitting on top surface of all 3 seals,
see photos 54,55, monitor.

Activity No	Description	Unit	Quantity	Unit Rate	Amount	Priority	Completed

Sub-total $ _____

Defect Location and Details (from B2 forms)

Component Location (Modification/Group/Component/Standard Number **O / P5 / J1 / 11O**

Component Description Joint **Significance** 1[ ] 2[X] 3[ ] 4[ ]

Defect Details **Condition State** 1[ ] 2[ ] 3[X] 4[ ]

Moderate splits top of seal 3, monitor, photo 56.

Activity No	Description	Unit	Quantity	Unit Rate	Amount	Priority	Completed

Sub-total $ _____

Released under RTI - DTMR

Structure Id 817 **Name** _____

Inspection Date 18-DEC-2011 **Inspection Level 1** [ ] **2** [X] **3** [ ]

Defect Location and Details (from B2 forms)

Component Location (Modification/Group/Component/Standard Number O / P6 / J1 / 11O

Component Description Joint **Significance** 1[ ] 2[X] 3[ ] 4[ ]

Defect Details **Condition State** 1[ ] 2[ ] 3[X] 4[ ]

Moderate splits top surface on seals 2 and 3, monitor.

Activity No	Description	Unit	Quantity	Unit Rate	Amount	Priority	Completed

Sub-total $ _____

Defect Location and Details (from B2 forms)

Component Location (Modification/Group/Component/Standard Number O / P7 / J1 / 11O

Component Description Joint **Significance** 1[ ] 2[X] 3[ ] 4[ ]

Defect Details **Condition State** 1[ ] 2[ ] 3[X] 4[ ]

Moderate splits in top of seal 2, monitor, photo 58.

Activity No	Description	Unit	Quantity	Unit Rate	Amount	Priority	Completed

Sub-total $ _____

Defect Location and Details (from B2 forms)

Component Location (Modification/Group/Component/Standard Number O / P8 / J1 / 11O

Component Description Joint **Significance** 1[ ] 2[X] 3[ ] 4[ ]

Defect Details **Condition State** 1[ ] 2[ ] 3[X] 4[ ]

Moderate splits top surface of seals 2 and 3, monitor, see photo 59.

Activity No	Description	Unit	Quantity	Unit Rate	Amount	Priority	Completed

Sub-total $ _____

Released under RTI - DTMR

Structure Maintenance Schedule

M1 | **Sheet** 80 of 90

Structure Id 817 **Name** _____

Inspection Date 18-DEC-2011 **Inspection Level 1** [ ] **2** [X] **3** [ ]

Defect Location and Details (from B2 forms)

Component Location (Modification/Group/Component/Standard Number **O / P10 / J1 / 11O**

Component Description Joint **Significance** 1[ ] 2[X] 3[ ] 4[ ]

Defect Details **Condition State** 1[ ] 2[ ] 3[X] 4[ ]

Moderate splits at top on all 3 seals, monitor.
See photo 60.

Activity No	Description	Unit	Quantity	Unit Rate	Amount	Priority	Completed

Sub-total $ _____

Defect Location and Details (from B2 forms)

Component Location (Modification/Group/Component/Standard Number **O / P11 / J1 / 11O**

Component Description Joint **Significance** 1[ ] 2[X] 3[ ] 4[ ]

Defect Details **Condition State** 1[ ] 2[ ] 3[X] 4[ ]

Rubber joints 2,3 have moderate splits on top surface, monitor, photo 61.

Activity No	Description	Unit	Quantity	Unit Rate	Amount	Priority	Completed

Sub-total $ _____

Defect Location and Details (from B2 forms)

Component Location (Modification/Group/Component/Standard Number **O / P12 / J1 / 11O**

Component Description Joint **Significance** 1[ ] 2[X] 3[ ] 4[ ]

Defect Details **Condition State** 1[ ] 2[ ] 3[X] 4[ ]

Rubber joint No. 2 has moderate splits top surface, monitor, Photo 62.

Activity No	Description	Unit	Quantity	Unit Rate	Amount	Priority	Completed

Sub-total $ _____

Released under RTI - DTMR

Structure Maintenance Schedule

M1 | Sheet 81 of 90

Structure Id 817 **Name** _____

Inspection Date 18-DEC-2011 **Inspection Level 1** [ ] **2** [X] **3** [ ]

Defect Location and Details (from B2 forms)

Component Location (Modification/Group/Component/Standard Number O / P13 / J1 / 11O

Component Description Joint **Significance** 1[ ] 2[X] 3[ ] 4[ ]

Defect Details **Condition State** 1[ ] 2[ ] 3[X] 4[ ]

Rubber joints 1 and 3 have moderate splits top surface, monitor, see photo 64.

Activity No	Description	Unit	Quantity	Unit Rate	Amount	Priority	Completed

Sub-total $ _____

Defect Location and Details (from B2 forms)

Component Location (Modification/Group/Component/Standard Number O / P14 / J1 / 11O

Component Description Joint **Significance** 1[ ] 2[X] 3[ ] 4[ ]

Defect Details **Condition State** 1[ ] 2[ ] 3[X] 4[ ]

Rubber joint No.3 has moderate split and tearing at top, monitor, see photo 66.

Activity No	Description	Unit	Quantity	Unit Rate	Amount	Priority	Completed

Sub-total $ _____

Defect Location and Details (from B2 forms)

Component Location (Modification/Group/Component/Standard Number O / P17 / J1 / 11O

Component Description Joint **Significance** 1[ ] 2[X] 3[ ] 4[ ]

Defect Details **Condition State** 1[ ] 2[ ] 3[X] 4[ ]

Rubber joints 1 and 2 have moderate splits at top, monitor.

Activity No	Description	Unit	Quantity	Unit Rate	Amount	Priority	Completed

Sub-total $ _____

Released under RTI - DTMR

Structure Maintenance Schedule

M1 | **Sheet** 82 of 90

Structure Id 817 **Name** _____

Inspection Date 18-DEC-2011 **Inspection Level 1** [ ] **2** [X] **3** [ ]

Defect Location and Details (from B2 forms)

Component Location (Modification/Group/Component/Standard Number O / P19 / J1 / 11O

Component Description Joint **Significance** 1[ ] 2[X] 3[ ] 4[ ]

Defect Details **Condition State** 1[ ] 2[ ] 3[X] 4[ ]

Rubber joint No.2 has moderate splits at top, monitor.

Activity No	Description	Unit	Quantity	Unit Rate	Amount	Priority	Completed

Sub-total $ _____

Defect Location and Details (from B2 forms)

Component Location (Modification/Group/Component/Standard Number O / P20 / J1 / 11O

Component Description Joint **Significance** 1[ ] 2[X] 3[ ] 4[ ]

Defect Details **Condition State** 1[ ] 2[ ] 3[X] 4[ ]

Rubber joint No.2 has moderate splits on top surface, monitor, photo 68.

Activity No	Description	Unit	Quantity	Unit Rate	Amount	Priority	Completed

Sub-total $ _____

Defect Location and Details (from B2 forms)

Component Location (Modification/Group/Component/Standard Number O / P23 / J1 / 11O

Component Description Joint **Significance** 1[ ] 2[X] 3[ ] 4[ ]

Defect Details **Condition State** 1[ ] 2[ ] 3[X] 4[ ]

Rubber joint No.3 has moderate splits,bulging and unevenness throughout, monitor, see photo 69.

Activity No	Description	Unit	Quantity	Unit Rate	Amount	Priority	Completed

Sub-total $ _____

Released under RTI - DTMR

Structure Maintenance Schedule

M1 | Sheet 83 of 90

Structure Id 817 **Name** _____

Inspection Date 18-DEC-2011 **Inspection Level 1** [ ] **2** [X] **3** [ ]

Defect Location and Details (from B2 forms)

Component Location (Modification/Group/Component/Standard Number O / P24 / J1 / 11O

Component Description Joint **Significance** 1[ ] 2[X] 3[ ] 4[ ]

Defect Details **Condition State** 1[ ] 2[ ] 3[X] 4[ ]

Rubber joint No.2 has moderate splits on top surface, monitor, photo 70.

Activity No	Description	Unit	Quantity	Unit Rate	Amount	Priority	Completed

Sub-total $ _____

Defect Location and Details (from B2 forms)

Component Location (Modification/Group/Component/Standard Number O / P25 / J1 / 11O

Component Description Joint **Significance** 1[ ] 2[X] 3[ ] 4[ ]

Defect Details **Condition State** 1[ ] 2[ ] 3[X] 4[ ]

Rubber joints 1 and 2 minor splits.
Rubber joint No.3 has moderate splitting on top surface, monitor, photo 71.

Activity No	Description	Unit	Quantity	Unit Rate	Amount	Priority	Completed

Sub-total $ _____

Defect Location and Details (from B2 forms)

Component Location (Modification/Group/Component/Standard Number O / P26 / J1 / 11O

Component Description Joint **Significance** 1[ ] 2[X] 3[ ] 4[ ]

Defect Details **Condition State** 1[ ] 2[ ] 3[X] 4[ ]

Rubber joint No. 3 splitting on top, monitor, photo 72.

Activity No	Description	Unit	Quantity	Unit Rate	Amount	Priority	Completed

Sub-total $ _____

Released under RTI - DTMR

Structure Maintenance Schedule

M1 | **Sheet** 84 of 90

Structure Id 817 **Name** _____

Inspection Date 18-DEC-2011 **Inspection Level 1** [ ] **2** [X] **3** [ ]

Defect Location and Details (from B2 forms)

Component Location (Modification/Group/Component/Standard Number **O / P28 / J1 / 11O**

Component Description Joint **Significance** 1[ ] 2[X] 3[ ] 4[ ]

Defect Details **Condition State** 1[ ] 2[ ] 3[X] 4[ ]

Rubber joint No.3 has moderate splits at top, monitor, photo 73.

Activity No	Description	Unit	Quantity	Unit Rate	Amount	Priority	Completed

Sub-total $ _____

Defect Location and Details (from B2 forms)

Component Location (Modification/Group/Component/Standard Number **O / P33 / J1 / 11O**

Component Description Joint **Significance** 1[ ] 2[X] 3[ ] 4[ ]

Defect Details **Condition State** 1[ ] 2[ ] 3[X] 4[ ]

Moderate splits in all 3 joints, monitor, photo 77.

Activity No	Description	Unit	Quantity	Unit Rate	Amount	Priority	Completed

Sub-total $ _____

Defect Location and Details (from B2 forms)

Component Location (Modification/Group/Component/Standard Number **O / P37 / J1 / 11O**

Component Description Joint **Significance** 1[ ] 2[X] 3[ ] 4[ ]

Defect Details **Condition State** 1[ ] 2[ ] 3[X] 4[ ]

All three rubber joints have moderate splitting on top surface, monitor, photos 80,81.

Activity No	Description	Unit	Quantity	Unit Rate	Amount	Priority	Completed

Sub-total $ _____

Released under RTI - DTMR

Structure Maintenance Schedule

M1 | **Sheet** 85 of 90

Structure Id 817 **Name** _____

Inspection Date 18-DEC-2011 **Inspection Level 1** [ ] **2** [X] **3** [ ]

Defect Location and Details (from B2 forms)

Component Location (Modification/Group/Component/Standard Number O / P31 / J2 / 11O

Component Description Joint **Significance** 1[ ] 2[X] 3[ ] 4[ ]

Defect Details **Condition State** 1[ ] 2[ ] 3[X] 4[ ]

Minor splits in rubber joints 1 and 2.
Rubber joint number 3 has moderate splits at top, monitor,photo 76.

Activity No	Description	Unit	Quantity	Unit Rate	Amount	Priority	Completed

Sub-total $ _____

Defect Location and Details (from B2 forms)

Component Location (Modification/Group/Component/Standard Number O / P7 / P1 / 56P

Component Description Piles **Significance** 1[ ] 2[ ] 3[ ] 4[X]

Defect Details **Condition State** 1[ ] 2[ ] 3[X] 4[ ]

3,1,1,1,1.
Pile 1 has vertical crack approx 1.5m x <0.5mm wide
crack, monitor.

Activity No	Description	Unit	Quantity	Unit Rate	Amount	Priority	Completed

Sub-total $ _____

Defect Location and Details (from B2 forms)

Component Location (Modification/Group/Component/Standard Number O / P9 / P3 / 56P

Component Description Piles **Significance** 1[ ] 2[ ] 3[ ] 4[X]

Defect Details **Condition State** 1[ ] 2[ ] 3[ ] 4[X]

1,1,4,1,1.P3 vertical crack is 110mm long 12mm wide 4mm deep.2m.from river bed.Spalling due to lack of cover.Seek Engineers advice for fix.

Activity No	Description	Unit	Quantity	Unit Rate	Amount	Priority	Completed

Sub-total $ _____

Released under RTI - DTMR

Structure Id 817 **Name** _____

Inspection Date 18-DEC-2011 **Inspection Level 1** [ ] **2** [X] **3** [ ]

Defect Location and Details (from B2 forms)

Component Location (Modification/Group/Component/Standard Number O / S14 / BR2 / 2C

Component Description Bridge Barriers **Significance** 1[X] 2[ ] 3[ ] 4[ ]

Defect Details **Condition State** 1[ ] 2[ ] 3[X] 4[ ]

Side 2 post No.6 spalling at top, exposed steel.
Clean steel and reinstate mortar, approx 0.2m2, see photo 65. Protective coating failing throughout.

Activity No	Description	Unit	Quantity	Unit Rate	Amount	Priority	Completed
100C4	Treatment Preparation Grade 4 - Squaring and Removal of Concrete (be	m2	0.2	1500	300	2	N
115C3	Reinstate repair area with concrete reinstatement mortar	m2	0.2	1500	300	2	N
105C1	Cleaning and Priming Reinforcement	P/SUM	100	1	100	2	N

Sub-total $ 700

Defect Location and Details (from B2 forms)

Component Location (Modification/Group/Component/Standard Number O / S17 / BR2 / 2C

Component Description Bridge Barriers **Significance** 1[X] 2[ ] 3[ ] 4[ ]

Defect Details **Condition State** 1[ ] 2[ ] 3[X] 4[ ]

Side 2 posts 4,5 cracking spalling, recomend break back cracked section and reinstate concrete,approx 0.2m2.

Activity No	Description	Unit	Quantity	Unit Rate	Amount	Priority	Completed
100C4	Treatment Preparation Grade 4 - Squaring and Removal of Concrete (be	m2	0.2	1500	300	2	N
115C3	Reinstate repair area with concrete reinstatement mortar	m2	0.2	1500	300	2	N
105C1	Cleaning and Priming Reinforcement	P/SUM	100	1	100	2	N

Sub-total $ 700

Defect Location and Details (from B2 forms)

Component Location (Modification/Group/Component/Standard Number O / S30 / BR1 / 2C

Component Description Bridge Barriers **Significance** 1[X] 2[ ] 3[ ] 4[ ]

Defect Details **Condition State** 1[ ] 2[ ] 3[X] 4[ ]

Side 1 post 6 spalling at top with exposed steel,
recomend break back to below steel and reinstate concrete.

Activity No	Description	Unit	Quantity	Unit Rate	Amount	Priority	Completed
100C4	Treatment Preparation Grade 4 - Squaring and Removal of Concrete (be	m2	0.2	1500	300	2	N
115C3	Reinstate repair area with concrete reinstatement mortar	m2	0.2	1500	300	2	N
105C1	Cleaning and Priming Reinforcement	P/SUM	100	1	100	2	N

Sub-total $ 700

Released under RTI - DTMR

Structure Id 817 **Name** _____

Inspection Date 18-DEC-2011 **Inspection Level 1** [ ] **2** [X] **3** [ ]

Defect Location and Details (from B2 forms)

Component Location (Modification/Group/Component/Standard Number O / S6 / G2 / 22P

Component Description Girders **Significance** 1[ ] 2[ ] 3[ ] 4[X]

Defect Details **Condition State** 1[ ] 2[ ] 3[X] 4[ ]

1,3,1.
Girder 2 E2 a 200mm x 50mm section spalled with steel exposed, repair, see photo 09.

Activity No	Description	Unit	Quantity	Unit Rate	Amount	Priority	Completed
100C4	Treatment Preparation Grade 4 - Squaring and Removal of Concrete (be	m2	0.2	1500	300	2	N
115C3	Reinstate repair area with concrete reinstatement mortar	m2	0.2	1500	300	2	N
105C1	Cleaning and Priming Reinforcement	P/SUM	100	1	100	2	N

Sub-total $ 700

Defect Location and Details (from B2 forms)

Component Location (Modification/Group/Component/Standard Number O / S38 / G1 / 22P

Component Description Girders **Significance** 1[ ] 2[ ] 3[ ] 4[X]

Defect Details **Condition State** 1[ ] 2[ ] 3[X] 4[ ]

3,1,1.
Girder 1 E1 starting to spall, monitor.

Activity No	Description	Unit	Quantity	Unit Rate	Amount	Priority	Completed

Sub-total $ _____

Defect Location and Details (from B2 forms)

Component Location (Modification/Group/Component/Standard Number O / S3 / XG1 / 31C

Component Description Cross Girder **Significance** 1[ ] 2[ ] 3[X] 4[ ]

Defect Details **Condition State** 1[ ] 2[ ] 3[X] 4[ ]

3,1,1. XG1 side 2 outside of girder 3 spalling, exposed steel approx 0.2m2, repair, see photo 06.

Activity No	Description	Unit	Quantity	Unit Rate	Amount	Priority	Completed
100C4	Treatment Preparation Grade 4 - Squaring and Removal of Concrete (be	m2	0.2	1500	300	2	N
115C3	Reinstate repair area with concrete reinstatement mortar	m2	0.2	1500	300	2	N
105C1	Cleaning and Priming Reinforcement	P/SUM	100	1	100	2	N

Sub-total $ 700

Released under RTI - DTMR

Structure Id 817 **Name** _____

Inspection Date 18-DEC-2011 **Inspection Level 1** [ ] **2** [X] **3** [ ]

Defect Location and Details (from B2 forms)

Component Location (Modification/Group/Component/Standard Number O / S5 / XG3 / 31C

Component Description Cross Girder **Significance** 1[ ] 2[ ] 3[X] 4[ ]

Defect Details **Condition State** 1[ ] 2[ ] 3[X] 4[ ]

1,1,3. XG3 side 2 spalling with exposed steel, repair, approx 0.2m2, see photo 07.

Activity No	Description	Unit	Quantity	Unit Rate	Amount	Priority	Completed
100C4	Treatment Preparation Grade 4 - Squaring and Removal of Concrete (be	m2	0.2	1500	300	2	N
115C3	Reinstate repair area with concrete reinstatement mortar	m2	0.2	1500	300	2	N
105C1	Cleaning and Priming Reinforcement	P/SUM	100	1	100	2	N

Sub-total $ 700

Defect Location and Details (from B2 forms)

Component Location (Modification/Group/Component/Standard Number O / S10 / XG3 / 31C

Component Description Cross Girder **Significance** 1[ ] 2[ ] 3[X] 4[ ]

Defect Details **Condition State** 1[ ] 2[ ] 3[X] 4[ ]

1,1,3. XG3 spalling/exposed steel side 1 outside of girder 1, approx 0.3m2, repair, see photo 12.

Activity No	Description	Unit	Quantity	Unit Rate	Amount	Priority	Completed
100C4	Treatment Preparation Grade 4 - Squaring and Removal of Concrete (be	m2	0.2	1500	300	2	N
105C1	Cleaning and Priming Reinforcement	P/SUM	100	1	100	2	N
115C3	Reinstate repair area with concrete reinstatement mortar	m2	0.2	1500	300	2	N

Sub-total $ 700

Defect Location and Details (from B2 forms)

Component Location (Modification/Group/Component/Standard Number O / S12 / XG3 / 31C

Component Description Cross Girder **Significance** 1[ ] 2[ ] 3[X] 4[ ]

Defect Details **Condition State** 1[ ] 2[ ] 3[X] 4[ ]

1,1,3. XG3 spalling/exposed steel, side 1 outside of girder 1, approx 0.3m2, repair.

Activity No	Description	Unit	Quantity	Unit Rate	Amount	Priority	Completed
100C4	Treatment Preparation Grade 4 - Squaring and Removal of Concrete (be	m2	0.2	1500	300	2	N
105C1	Cleaning and Priming Reinforcement	P/SUM	100	1	100	2	N
115C3	Reinstate repair area with concrete reinstatement mortar	m2	0.2	1500	300	2	N

Sub-total $ 700

Released under RTI - DTMR

Structure Maintenance Schedule

M1 | **Sheet** 89 of 90

Structure Id 817 **Name** _____

Inspection Date 18-DEC-2011 **Inspection Level 1** [ ] **2** [X] **3** [ ]

Defect Location and Details (from B2 forms)

Component Location (Modification/Group/Component/Standard Number O / S23 / XG1 / 31C

Component Description Cross Girder **Significance** 1[ ] 2[ ] 3[X] 4[ ]

Defect Details **Condition State** 1[ ] 2[ ] 3[X] 4[ ]

3,1,1. XG1 spalling, steel exposed side 2, approx
0.3m2 square, repair.

Activity No	Description	Unit	Quantity	Unit Rate	Amount	Priority	Completed
100C4	Treatment Preparation Grade 4 - Squaring and Removal of Concrete (be	m2	0.3	1500	450	2	N
115C3	Reinstate repair area with concrete reinstatement mortar	m2	0.3	1500	450	2	N
105C1	Cleaning and Priming Reinforcement	P/SUM	100	1	100	2	N

Sub-total $ 1000

Defect Location and Details (from B2 forms)

Component Location (Modification/Group/Component/Standard Number O / S31 / XG3 / 31C

Component Description Cross Girder **Significance** 1[ ] 2[ ] 3[X] 4[ ]

Defect Details **Condition State** 1[ ] 2[ ] 3[X] 4[ ]

1,1,3. XG3 starting to show signs of spalling,monitor,
photo 25.

Activity No	Description	Unit	Quantity	Unit Rate	Amount	Priority	Completed

Sub-total $ _____

Defect Location and Details (from B2 forms)

Component Location (Modification/Group/Component/Standard Number O / S33 / XG3 / 31C

Component Description Cross Girder **Significance** 1[ ] 2[ ] 3[X] 4[ ]

Defect Details **Condition State** 1[ ] 2[ ] 3[X] 4[ ]

1,1,3. XG3 starting to spall side one, monitor, see photo 27.

Activity No	Description	Unit	Quantity	Unit Rate	Amount	Priority	Completed

Sub-total $ _____

Released under RTI - DTMR

Structure Maintenance Schedule

M1 | **Sheet** 90 of 90

Structure Id 817 **Name** _____

Inspection Date 18-DEC-2011 **Inspection Level 1** [ ] **2** [X] **3** [ ]

Defect Location and Details (from B2 forms)

Component Location (Modification/Group/Component/Standard Number **O / S35 / XG3 / 31C**

Component Description Cross Girder **Significance** 1[ ] 2[ ] 3[X] 4[ ]

Defect Details **Condition State** 1[ ] 2[ ] 3[X] 4[ ]

1,1,3. XG3 starting to spall side 1, monitor, see photo 28.

Activity No	Description	Unit	Quantity	Unit Rate	Amount	Priority	Completed

Sub-total $ _____

Defect Location and Details (from B2 forms)

Component Location (Modification/Group/Component/Standard Number **O / S36 / XG3 / 31C**

Component Description Cross Girder **Significance** 1[ ] 2[ ] 3[X] 4[ ]

Defect Details **Condition State** 1[ ] 2[ ] 3[X] 4[ ]

1,1,3. XG3 starting to spall side 1, monitor.

Activity No	Description	Unit	Quantity	Unit Rate	Amount	Priority	Completed

Sub-total $ _____

Defect Location and Details (from B2 forms)

Component Location (Modification/Group/Component/Standard Number **O / S37 / XG3 / 31C**

Component Description Cross Girder **Significance** 1[ ] 2[ ] 3[X] 4[ ]

Defect Details **Condition State** 1[ ] 2[ ] 3[X] 4[ ]

1,1,3. XG3 starting to spall side 2 between girders 2 and 3 monitor.

Activity No	Description	Unit	Quantity	Unit Rate	Amount	Priority	Completed

Sub-total $ _____

Released under RTI - DTMR

Level 2
12 October 2014

Released under RTI - DTMR

Structure Condition Inspection Report

B2/1

Structure Id	817	**Name**	
Crossing Name	Pumicestone Channel	**Alt. Name**	Bribie Island Bridge
Structure Type	Bridge	**Owner**	MR DEPARTMENT OF MAIN R(
Construction Type	Girder/Beam	**District**	407 North Coast
Construction Material	Pre-Stressed Concrete	**LGA Id**	250 MORETON BAY REGIONAI
Inspector	Paul Schuler	**Date**	12-OCT-2014

Inspection Level 2 [X] **Programmed** [X] **Undersize Components** [ ]
Level 3 [ ] **Exceptional** [ ] **Underwater** [ ]

Road Section Id	Description	S	Cway	S	Start RPC	Start Dist	End RPC	End Dist	TDist Start	TDist End
126	CABOOLTURE - BR	C	1	C	5	0.000	5	0.839	18.220	19.059

Overall Ratings	1	2	3	4	5	Comments
Original Structure (O)			X			

All concrete bridge rail needs painting,
Approach 1 & 2 approaches require overlays,
Every bearing has bulging & splitting with 5 needing replacement,
Numerous X Girders have spalling & steel exposed,
5 girders have spalling & or steel exposed,
Some waterway spans are in C/S 3 & 4.
,

Widening Left (W L 1)	X					

Widening (WLn, WRn), Lengthening (L1, L2), Raised (Ra), Redecked (Re), Shortening (S1, S2), Strengthening (St)

Released under RTI - DTMR

Structure Id 817 **Name** _____

Inspection Date 12-OCT-2014 **Inspection Level 2** [X] **Level 3** [ ] **Underwater** [ ]

Component Location				Exposure Class	Quantity	Unit	Quantity Per Condition State				Maintenance Reqd	Comments
Modification	Group	Component	Standard				1	2	3	4		* Location of item/condition * Description of defects by location type, magnitude,extent * References of sketches and photos (Roll/Exposure Nos)
O	AP1	AP	70 O	4	1.0	EACH			1.0			
80mm crack at relieving slab ph04, longitudnal & transverse cracking up to 10mm ph75 Fix- recommend excavate & relay 83m2 of asphalt with programmed maintenance prior to next inspection.												
O	AP1	GR	72 S	4	1.0	EACH		1.0				
O	AP1	GR	72 O	4	1.0	EACH		1.0				
O	AP1	FY	4 C	4	50.0	LINM	50.0					
O	AP1	PRO	53 O	4	100.0	M2	100.0					
O	A1	K	3 C	4	6.2	LINM	6.2					
O	A1	BR	2 C	4	1.1	LINM			1.1			
All concrete barriers have badly flaking paint ph06, Fix- clean & repaint all concrete barriers with programmed maintenance prior to next inspection. This includes all spans, Price on application.												
O	A1	J1	13 O	4	5.5	LINM		5.5				
Open joint with 3, 600mm long rubber strips over girders these strips are splitting & corroding refer insp pic 76, these strips are not effecting the performance of the joint which is working very well.												
O	S1	BR	2 C	4	43.9	LINM			43.9			
All concrete barriers have badly flaking paint ph06, Fix- clean & repaint all concrete barriers with programmed maintenance prior to next inspection. This includes all spans, Price on application.												
O	S1	FY	4 C	4	21.9	LINM	21.9					
O	S1	BR	2 O	4	21.8	LINM		21.8				
O	S1	K	3 C	4	65.8	LINM	65.8					
O	S1	WS	1 C	4	160.0	M2		160.0				
O	P1	J1	13 O	4	5.5	LINM		5.5				
Open joint with 3, 600mm long rubber strips over girders these strips are splitting & corroding refer insp pic 76, these strips are not effecting the performance of the joint which is working very well.												
O	S2	BR	2 C	4	43.9	LINM			43.9			
All concrete barriers have badly flaking paint ph06, Fix- clean & repaint all concrete barriers with programmed maintenance prior to next inspection. This includes all spans, Price on application.												
O	S2	FY	4 C	4	21.9	LINM	21.9					
O	S2	BR	2 O	4	21.9	LINM		21.9				
O	S2	K	3 C	4	65.8	LINM	65.8					
O	S2	WS	1 C	4	160.5	M2		160.5				
O	P2	J1	13 O	4	5.5	LINM		5.5				
Open joint with 3, 600mm long rubber strips over girders these strips are splitting & corroding refer insp pic 76, these strips are not effecting the performance of the joint which is working very well.												
O	S3	BR	2 C	4	43.9	LINM			43.9			
All concrete barriers have badly flaking paint ph06, Fix- clean & repaint all concrete barriers with programmed maintenance prior to next inspection. This includes all spans, Price on application.												

Released under RTI - DTMR

Structure Id 817 **Name** _____

Inspection Date 12-OCT-2014 **Inspection Level 2** [X] **Level 3** [ ] **Underwater** [ ]

Component Location				Exposure Class	Quantity	Unit	Quantity Per Condition State				Maintenance Reqd	Comments
Modification	Group	Component	Standard				1	2	3	4		* Location of item/condition * Description of defects by location type, magnitude,extent * References of sketches and photos (Roll/Exposure Nos)
O	S3	FY	4 C	4	21.9	LINM	21.9					
O	S3	BR	2 O	4	21.9	LINM		21.9				
O	S3	K	3 C	4	65.8	LINM	65.8					
O	S3	WS	1 C	4	160.5	M2		160.5				
O	P3	J1	13 O	4	5.5	LINM		5.5				
Open joint with 3, 600mm long rubber strips over girders these strips are splitting & corroding refer insp pic 76, these strips are not effecting the performance of the joint which is working very well.												
O	S4	BR	2 C	4	43.9	LINM			43.9			
All concrete barriers have badly flaking paint ph06, Fix- clean & repaint all concrete barriers with programmed maintenance prior to next inspection This includes all spans, Price on application.												
O	S4	FY	4 C	4	21.9	LINM	21.9					
O	S4	BR	2 O	4	21.9	LINM		21.9				
O	S4	K	3 C	4	65.8	LINM	65.8					
O	S4	WS	1 C	4	160.5	M2		160.5				
O	P4	J1	13 O	4	5.5	LINM		5.5				
Open joint with 3, 600mm long rubber strips over girders these strips are splitting & corroding refer insp pic 76, these strips are not effecting the performance of the joint which is working very well.												
O	S5	BR	2 C	4	43.9	LINM			43.9			
All concrete barriers have badly flaking paint ph06, Fix- clean & repaint all concrete barriers with programmed maintenance prior to next inspection. This includes all spans, Price on application.												
O	S5	FY	4 C	4	21.9	LINM	21.9					
O	S5	BR	2 O	4	21.9	LINM		21.9				
O	S5	K	3 C	4	65.8	LINM	65.8					
O	S5	WS	1 C	4	160.5	M2		160.5				
O	P5	J1	13 O	4	5.5	LINM		5.5				
Open joint with 3, 600mm long rubber strips over girders these strips are splitting & corroding refer insp pic 76, these strips are not effecting the performance of the joint which is working very well.												
O	S6	BR	2 C	4	43.9	LINM			43.9			
All concrete barriers have badly flaking paint ph06, Fix- clean & repaint all concrete barriers with programmed maintenance prior to next inspection. This includes all spans, Price on application.												
O	S6	FY	4 C	4	21.9	LINM	21.9					
O	S6	BR	2 O	4	21.9	LINM		21.9				
O	S6	K	3 C	4	65.8	LINM	65.8					
O	S6	WS	1 C	4	160.5	M2		160.5				

Released Under RTI - DTMR

Structure Id 817 **Name** _____

Inspection Date 12-OCT-2014 **Inspection Level 2** [X] **Level 3** [ ] **Underwater** [ ]

Component Location				Exposure Class	Quantity	Unit	Quantity Per Condition State				Maintenance Reqd	Comments
Modification	Group	Component	Standard				1	2	3	4		* Location of item/condition * Description of defects by location type, magnitude,extent * References of sketches and photos (Roll/Exposure Nos)
O	P6	J1	13 O	4	5.5	LINM		5.5				
Open joint with 3, 600mm long rubber strips over girders these strips are splitting & corroding refer insp pic 76, these strips are not effecting the performance of the joint which is working very well.												
O	S7	BR	2 C	4	43.9	LINM			43.9			
All concrete barriers have badly flaking paint ph06, Fix- clean & repaint all concrete barriers with programmed maintenance prior to next inspection. This includes all spans, Price on application.												
O	S7	FY	4 C	4	21.9	LINM	21.9					
O	S7	BR	2 O	4	21.9	LINM		21.9				
O	S7	K	3 C	4	65.8	LINM	65.8					
O	S7	WS	1 C	4	160.5	M2		160.5				
O	P7	J1	13 O	4	5.5	LINM		5.5				
Open joint with 3, 600mm long rubber strips over girders these strips are splitting & corroding refer insp pic 76, these strips are not effecting the performance of the joint which is working very well.												
O	S8	BR	2 C	4	43.9	LINM			43.9			
All concrete barriers have badly flaking paint ph06, Fix- clean & repaint all concrete barriers with programmed maintenance prior to next inspection. This includes all spans, Price on application.												
O	S8	FY	4 C	4	21.9	LINM	21.9					
O	S8	BR	2 O	4	21.9	LINM		21.9				
O	S8	K	3 C	4	65.8	LINM	65.8					
O	S8	WS	1 C	4	160.5	M2		160.5				
O	P8	J1	13 O	4	5.5	LINM		5.5				
Open joint with 3, 600mm long rubber strips over girders these strips are splitting & corroding refer insp pic 76, these strips are not effecting the performance of the joint which is working very well.												
O	S9	BR	2 C	4	43.9	LINM			43.9			
All concrete barriers have badly flaking paint ph06, Fix- clean & repaint all concrete barriers with programmed maintenance prior to next inspection. This includes all spans, Price on application.												
O	S9	FY	4 C	4	21.9	LINM	21.9					
O	S9	BR	2 O	4	21.9	LINM		21.9				
O	S9	K	3 C	4	65.8	LINM	65.8					
O	S9	WS	1 C	4	160.5	M2		160.5				
O	P9	J1	13 O	4	5.5	LINM		5.5				
Open joint with 3, 600mm long rubber strips over girders these strips are splitting & corroding refer insp pic 76, these strips are not effecting the performance of the joint which is working very well.												
WL1	S10	BR	2 S	4	5.5	LINM	5.5					
WL1	S10	K	3 C	4	5.5	LINM	5.5					
WL1	S10	FY	4 C	4	3.0	LINM	3.0					

Released under RTI - DTMR

Structure Id 817 **Name** _____

Inspection Date 12-OCT-2014 **Inspection Level 2** [X] **Level 3** [ ] **Underwater** [ ]

Component Location				Exposure Class	Quantity	Unit	Quantity Per Condition State				Maintenance Reqd	Comments
Modification	Group	Component	Standard				1	2	3	4		* Location of item/condition * Description of defects by location type, magnitude,extent * References of sketches and photos (Roll/Exposure Nos)
O	S10	BR	2 C	4	38.4	LINM			38.4			
All concrete barriers have badly flaking paint ph06, Fix- clean & repaint all concrete barriers with programmed maintenance prior to next inspection. This includes all spans, Price on application.												
O	S10	FY	4 C	4	21.9	LINM	21.9					
O	S10	BR	2 O	4	21.9	LINM		21.9				
O	S10	K	3 C	4	65.8	LINM	65.8					
O	S10	WS	1 O	4	160.5	M2		160.5				
O	P10	J1	13 O	4	5.5	LINM		5.5				
Open joint with 3, 600mm long rubber strips over girders these strips are splitting & corroding refer insp pic 76, these strips are not effecting the performance of the joint which is working very well.												
O	S11	BR	2 C	4	43.9	LINM			43.9			
All concrete barriers have badly flaking paint ph06, Fix- clean & repaint all concrete barriers with programmed maintenance prior to next inspection. This includes all spans, Price on application.												
O	S11	FY	4 C	4	21.9	LINM	21.9					
O	S11	BR	2 O	4	21.9	LINM		21.9				
O	S11	K	3 C	4	65.8	LINM	65.8					
O	S11	WS	1 O	4	160.5	M2		160.5				
O	P11	J1	13 O	4	5.5	LINM		5.5				
Open joint with 3, 600mm long rubber strips over girders these strips are splitting & corroding refer insp pic 76, these strips are not effecting the performance of the joint which is working very well.												
O	S12	BR	2 C	4	43.9	LINM			43.9			
All concrete barriers have badly flaking paint ph06, Fix- clean & repaint all concrete barriers with programmed maintenance prior to next inspection. This includes all spans, Price on application.												
O	S12	FY	4 C	4	21.9	LINM	21.9					
O	S12	BR	2 O	4	21.9	LINM		21.9				
O	S12	K	3 C	4	65.5	LINM	65.5					
O	S12	WS	1 C	4	160.5	M2		160.5				
O	P12	J1	13 O	4	5.5	LINM		5.5				
Open joint with 3, 600mm long rubber strips over girders these strips are splitting & corroding refer insp pic 76, these strips are not effecting the performance of the joint which is working very well.												
O	S13	BR	2 C	4	43.9	LINM			43.9			
All concrete barriers have badly flaking paint ph06, Fix- clean & repaint all concrete barriers with programmed maintenance prior to next inspection. This includes all spans, Price on application.												
O	S13	FY	4 C	4	21.9	LINM	21.9					
O	S13	BR	2 O	4	21.9	LINM		21.9				
O	S13	K	3 C	4	65.8	LINM	65.8					

Released under RTI - DTMR

Structure Id 817 **Name** _____

Inspection Date 12-OCT-2014 **Inspection Level 2** [X] **Level 3** [ ] **Underwater** [ ]

Component Location				Exposure Class	Quantity	Unit	Quantity Per Condition State				Maintenance Reqd	Comments
Modification	Group	Component	Standard				1	2	3	4		* Location of item/condition * Description of defects by location type, magnitude,extent * References of sketches and photos (Roll/Exposure Nos)
O	S13	WS	1 C	4	160.5	M2		160.5				
O	P13	J1	13 O	4	5.5	LINM		5.5				
Open joint with 3, 600mm long rubber strips over girders these strips are splitting & corroding refer insp pic 76, these strips are not effecting the performance of the joint which is working very well.												
O	S14	BR	2 C	4	43.9	LINM			43.9			
All concrete barriers have badly flaking paint ph06, Fix- clean & repaint all concrete barriers with programmed maintenance prior to next inspection. This includes all spans, Price on application.												
O	S14	FY	4 C	4	21.9	LINM	21.9					
O	S14	BR	2 O	4	21.9	LINM		21.9				
O	S14	K	3 C	4	65.8	LINM	65.8					
O	S14	WS	1 C	4	160.5	M2		160.5				
O	P14	J1	13 O	4	5.5	LINM		5.5				
Open joint with 3, 600mm long rubber strips over girders these strips are splitting & corroding refer insp pic 76, these strips are not effecting the performance of the joint which is working very well.												
O	S15	BR	2 C	4	43.9	LINM			43.9			
All concrete barriers have badly flaking paint ph06, Fix- clean & repaint all concrete barriers with programmed maintenance prior to next inspection. This includes all spans, Price on application.												
O	S15	FY	4 C	4	21.9	LINM	21.9					
O	S15	BR	2 O	4	21.9	LINM		21.9				
O	S15	K	3 C	4	65.8	LINM	65.8					
O	S15	WS	1 C	4	160.5	M2		160.5				
O	P15	J1	13 O	4	5.5	LINM		5.5				
Open joint with 3, 600mm long rubber strips over girders these strips are splitting & corroding refer insp pic 76, these strips are not effecting the performance of the joint which is working very well.												
O	S16	BR	2 C	4	43.9	LINM			43.9			
All concrete barriers have badly flaking paint ph06, Fix- clean & repaint all concrete barriers with programmed maintenance prior to next inspection. This includes all spans, Price on application.												
O	S16	FY	4 C	4	21.9	LINM	21.9					
O	S16	BR	2 O	4	21.9	LINM		21.9				
O	S16	K	3 C	4	65.8	LINM	65.8					
O	S16	WS	1 C	4	160.5	M2		160.5				
O	P16	J1	13 O	4	5.5	LINM		5.5				
Open joint with 3, 600mm long rubber strips over girders these strips are splitting & corroding refer insp pic 76, these strips are not effecting the performance of the joint which is working very well.												
O	S17	BR	2 C	4	43.9	LINM			43.9			
All concrete barriers have badly flaking paint ph06, Fix- clean & repaint all concrete barriers with programmed maintenance prior to next inspection. This includes all spans, Price on application.												

Released under RTI - DTMR

Structure Id 817 **Name** _____

Inspection Date 12-OCT-2014 **Inspection Level 2** [X] **Level 3** [ ] **Underwater** [ ]

Component Location				Exposure Class	Quantity	Unit	Quantity Per Condition State				Maintenance Reqd	Comments
Modification	Group	Component	Standard				1	2	3	4		* Location of item/condition * Description of defects by location type, magnitude,extent * References of sketches and photos (Roll/Exposure Nos)
O	S17	FY	4 C	4	21.9	LINM	21.9					
O	S17	BR	2 O	4	21.9	LINM		21.9				
O	S17	K	3 C	4	65.8	LINM	65.8					
O	S17	WS	1 C	4	160.5	M2		160.5				
O	P17	J1	13 O	4	5.5	LINM		5.5				
Open joint with 3, 600mm long rubber strips over girders these strips are splitting & corroding refer insp pic 76, these strips are not effecting the performance of the joint which is working very well.												
O	S18	BR	2 C	4	43.9	LINM			43.9			
All concrete barriers have badly flaking paint ph06, Fix- clean & repaint all concrete barriers with programmed maintenance prior to next inspection This includes all spans, Price on application.												
O	S18	FY	4 C	4	21.9	LINM	21.9					
O	S18	BR	2 O	4	21.9	LINM		21.9				
O	S18	K	3 C	4	65.8	LINM	65.8					
O	S18	WS	1 C	4	160.5	M2		160.5				
O	P18	J1	13 O	4	5.5	LINM		5.5				
Open joint with 3, 600mm long rubber strips over girders these strips are splitting & corroding refer insp pic 76, these strips are not effecting the performance of the joint which is working very well.												
WL1	S19	BR	2 S	4	5.5	LINM	5.5					
WL1	S19	K	3 C	4	5.5	LINM	5.5					
WL1	S19	FY	4 C	4	3.0	LINM	3.0					
O	S19	BR	2 C	4	38.4	LINM			38.4			
All concrete barriers have badly flaking paint ph06, Fix- clean & repaint all concrete barriers with programmed maintenance prior to next inspection. This includes all spans, Price on application.												
O	S19	FY	4 C	4	21.9	LINM	21.9					
O	S19	BR	2 O	4	21.9	LINM		21.9				
O	S19	K	3 C	4	65.8	LINM	65.8					
O	S19	WS	1 C	4	160.5	M2		160.5				
O	P19	J1	13 O	4	5.5	LINM		5.5				
Open joint with 3, 600mm long rubber strips over girders these strips are splitting & corroding refer insp pic 76, these strips are not effecting the performance of the joint which is working very well.												
O	S20	BR	2 C	4	43.9	LINM			43.9			
All concrete barriers have badly flaking paint ph06, Fix- clean & repaint all concrete barriers with programmed maintenance prior to next inspection. This includes all spans, Price on application.												
O	S20	FY	4 C	4	21.9	LINM	21.9					
O	S20	BR	2 O	4	21.9	LINM		21.9				

Released Under RTI - DTMR

Structure Id 817 **Name** _____

Inspection Date 12-OCT-2014 **Inspection Level 2** [X] **Level 3** [ ] **Underwater** [ ]

Component Location				Exposure Class	Quantity	Unit	Quantity Per Condition State				Maintenance Reqd	Comments
Modification	Group	Component	Standard				1	2	3	4		* Location of item/condition * Description of defects by location type, magnitude,extent * References of sketches and photos (Roll/Exposure Nos)
O	S20	K	3 C	4	65.8	LINM	65.8					
O	S20	WS	1 C	4	160.5	M2		160.5				
O	P20	J1	13 O	4	5.5	LINM		5.5				
Open joint with 3, 600mm long rubber strips over girders these strips are splitting & corroding refer insp pic 76, these strips are not effecting the performance of the joint which is working very well.												
O	S21	BR	2 C	4	43.9	LINM			43.9			
All concrete barriers have badly flaking paint ph06, Fix- clean & repaint all concrete barriers with programmed maintenance prior to next inspection. This includes all spans, Price on application.												
O	S21	FY	4 C	4	21.9	LINM	21.9					
O	S21	BR	2 O	4	21.9	LINM		21.9				
O	S21	K	3 C	4	65.8	LINM	65.8					
O	S21	WS	1 C	4	160.5	M2		160.5				
O	P21	J1	13 O	4	5.5	LINM		5.5				
Open joint with 3, 600mm long rubber strips over girders these strips are splitting & corroding refer insp pic 76, these strips are not effecting the performance of the joint which is working very well.												
O	S22	BR	2 C	4	43.9	LINM			43.9			
All concrete barriers have badly flaking paint ph06, Fix- clean & repaint all concrete barriers with programmed maintenance prior to next inspection. This includes all spans, Price on application.												
O	S22	FY	4 C	4	21.9	LINM	21.9					
O	S22	BR	2 O	4	21.9	LINM		21.9				
O	S22	K	3 C	4	65.8	LINM	65.8					
O	S22	WS	1 C	4	160.5	M2		160.5				
O	P22	J1	13 O	4	5.5	LINM		5.5				
Open joint with 3, 600mm long rubber strips over girders these strips are splitting & corroding refer insp pic 76, these strips are not effecting the performance of the joint which is working very well.												
O	S23	BR	2 C	4	43.9	LINM			43.9			
All concrete barriers have badly flaking paint ph06, Fix- clean & repaint all concrete barriers with programmed maintenance prior to next inspection. This includes all spans, Price on application.												
O	S23	FY	4 C	4	21.9	LINM	21.9					
O	S23	BR	2 O	4	21.9	LINM		21.9				
O	S23	K	3 C	4	65.8	LINM	65.8					
O	S23	WS	1 C	4	160.5	M2		160.5				
O	P23	J2	13 O	4	5.5	LINM		5.5				
Open joint with 3, 600mm long rubber strips over girders these strips are splitting & corroding refer insp pic 76, these strips are not effecting the performance of the joint which is working very well.												

Released under RTI - DTMR

Structure Id 817 **Name** _____

Inspection Date 12-OCT-2014 **Inspection Level 2** [X] **Level 3** [ ] **Underwater** [ ]

Component Location				Exposure Class	Quantity	Unit	Quantity Per Condition State				Maintenance Reqd	Comments
Modification	Group	Component	Standard				1	2	3	4		* Location of item/condition * Description of defects by location type, magnitude,extent * References of sketches and photos (Roll/Exposure Nos)
O	S24	BR	2 C	4	43.9	LINM			43.9			
All concrete barriers have badly flaking paint ph06, Fix- clean & repaint all concrete barriers with programmed maintenance prior to next inspection. This includes all spans, Price on application.												
O	S24	FY	4 C	4	21.9	LINM	21.9					
O	S24	BR	2 O	4	21.9	LINM		21.9				
O	S24	K	3 C	4	65.8	LINM	65.8					
O	S24	WS	1 C	4	160.5	M2		160.5				
O	P24	J1	13 O	4	5.5	LINM		5.5				
Open joint with 3, 600mm long rubber strips over girders these strips are splitting & corroding refer insp pic 76, these strips are not effecting the performance of the joint which is working very well.												
O	S25	BR	2 C	4	43.9	LINM			43.9			
All concrete barriers have badly flaking paint ph06, Fix- clean & repaint all concrete barriers with programmed maintenance prior to next inspection. This includes all spans, Price on application.												
O	S25	FY	4 C	4	21.9	LINM	21.9					
O	S25	BR	2 O	4	21.9	LINM		21.9				
O	S25	K	3 C	4	65.8	LINM	65.8					
O	S25	WS	1 C	4	160.5	M2		160.5				
O	P25	J1	13 O	4	5.5	LINM		5.5				
Open joint with 3, 600mm long rubber strips over girders these strips are splitting & corroding refer insp pic 76, these strips are not effecting the performance of the joint which is working very well.												
O	S26	BR	2 C	4	43.9	LINM			43.9			
All concrete barriers have badly flaking paint ph06, Fix- clean & repaint all concrete barriers with programmed maintenance prior to next inspection. This includes all spans, Price on application.												
O	S26	FY	4 C	4	21.9	LINM	21.9					
O	S26	BR	2 O	4	21.9	LINM		21.9				
O	S26	K	3 C	4	65.8	LINM	65.8					
O	S26	WS	1 C	4	160.5	M2		160.5				
O	P26	J1	13 O	4	5.5	LINM		5.5				
Open joint with 3, 600mm long rubber strips over girders these strips are splitting & corroding refer insp pic 76, these strips are not effecting the performance of the joint which is working very well.												
O	S27	BR	2 C	4	43.9	LINM			43.9			
All concrete barriers have badly flaking paint ph06, Fix- clean & repaint all concrete barriers with programmed maintenance prior to next inspection. This includes all spans, Price on application.												
O	S27	FY	4 C	4	21.9	LINM	21.9					
O	S27	BR	2 O	4	21.9	LINM		21.9				
O	S27	K	3 C	4	65.8	LINM	65.8					

Released under RTI - DTMR

Structure Id 817 **Name** _____

Inspection Date 12-OCT-2014 **Inspection Level 2** [X] **Level 3** [ ] **Underwater** [ ]

Component Location				Exposure Class	Quantity	Unit	Quantity Per Condition State				Maintenance Reqd	Comments
Modification	Group	Component	Standard				1	2	3	4		* Location of item/condition * Description of defects by location type, magnitude,extent * References of sketches and photos (Roll/Exposure Nos)
O	S27	WS	1 C	4	160.5	M2		160.5				
O	P27	J1	13 O	4	5.5	LINM		5.5				
Open joint with 3, 600mm long rubber strips over girders these strips are splitting & corroding refer insp pic 76, these strips are not effecting the performance of the joint which is working very well.												
O	S28	BR	2 C	4	43.9	LINM			43.9			
All concrete barriers have badly flaking paint ph06, Fix- clean & repaint all concrete barriers with programmed maintenance prior to next inspection. This includes all spans, Price on application.												
O	S28	FY	4 C	4	21.9	LINM	21.9					
O	S28	BR	2 O	4	21.9	LINM		21.9				
O	S28	K	3 C	4	65.8	LINM	65.8					
O	S28	WS	1 C	4	160.5	M2		160.5				
O	P28	J1	13 O	4	5.5	LINM		5.5				
Open joint with 3, 600mm long rubber strips over girders these strips are splitting & corroding refer insp pic 76, these strips are not effecting the performance of the joint which is working very well.												
WL1	S29	BR	2 S	4	5.5	LINM	5.5					
WL1	S29	K	3 C	4	5.5	LINM	5.5					
WL1	S29	FY	4 C	4	3.0	LINM	3.0					
O	S29	BR	2 C	4	38.4	LINM			38.4			
All concrete barriers have badly flaking paint ph06, Fix- clean & repaint all concrete barriers with programmed maintenance prior to next inspection. This includes all spans, Price on application.												
O	S29	FY	4 C	4	21.9	LINM	21.9					
O	S29	BR	2 O	4	21.9	LINM		21.9				
O	S29	K	3 C	4	65.8	LINM	65.8					
O	S29	WS	1 C	4	160.5	M2		160.5				
O	P29	J1	13 O	4	5.5	LINM		5.5				
Open joint with 3, 600mm long rubber strips over girders these strips are splitting & corroding refer insp pic 76, these strips are not effecting the performance of the joint which is working very well.												
O	S30	BR	2 C	4	43.9	LINM			43.9			
All concrete barriers have badly flaking paint ph06, Fix- clean & repaint all concrete barriers with programmed maintenance prior to next inspection. This includes all spans, Price on application.												
O	S30	FY	4 C	4	21.9	LINM	21.9					
O	S30	BR	2 O	4	21.9	LINM		21.9				
O	S30	K	3 C	4	65.8	LINM	65.8					
O	S30	WS	1 C	4	160.5	M2		160.5				

Released under RTI - DTMR

Structure Id 817 **Name** _____

Inspection Date 12-OCT-2014 **Inspection Level 2** [X] **Level 3** [ ] **Underwater** [ ]

Component Location				Exposure Class	Quantity	Unit	Quantity Per Condition State				Maintenance Reqd	Comments
Modification	Group	Component	Standard				1	2	3	4		* Location of item/condition * Description of defects by location type, magnitude,extent * References of sketches and photos (Roll/Exposure Nos)
O	P30	J1	13 O	4	5.5	LINM		5.5				
Open joint with 3, 600mm long rubber strips over girders these strips are splitting & corroding refer insp pic 76, these strips are not effecting the performance of the joint which is working very well.												
O	S31	BR	2 C	4	43.9	LINM			43.9			
All concrete barriers have badly flaking paint ph06, Fix- clean & repaint all concrete barriers with programmed maintenance prior to next inspection. This includes all spans, Price on application.												
O	S31	FY	4 C	4	21.9	LINM	21.9					
O	S31	BR	2 O	4	21.9	LINM		21.9				
O	S31	K	3 C	4	65.8	LINM	65.8					
O	S31	WS	1 C	4	160.5	M2		160.5				
O	P31	J1	14 S	4	1.0	LINM	1.0					
O	P31	J2	13 O	4	5.5	LINM		5.5				
Open joint with 3, 600mm long rubber strips over girders these strips are splitting & corroding refer insp pic 76, these strips are not effecting the performance of the joint which is working very well.												
O	S32	BR	2 C	4	43.9	LINM			43.9			
All concrete barriers have badly flaking paint ph06, Fix- clean & repaint all concrete barriers with programmed maintenance prior to next inspection. This includes all spans, Price on application.												
O	S32	FY	4 C	4	21.9	LINM	21.9					
O	S32	BR	2 O	4	21.9	LINM		21.9				
O	S32	K	3 C	4	65.8	LINM	65.8					
O	S32	WS	1 C	4	160.5	M2		160.5				
O	P32	J1	13 O	4	5.5	LINM		5.5				
Open joint with 3, 600mm long rubber strips over girders these strips are splitting & corroding refer insp pic 76, these strips are not effecting the performance of the joint which is working very well.												
O	S33	BR	2 C	4	43.9	LINM			43.9			
All concrete barriers have badly flaking paint ph06, Fix- clean & repaint all concrete barriers with programmed maintenance prior to next inspection. This includes all spans, Price on application.												
O	S33	FY	4 C	4	21.9	LINM	21.9					
O	S33	BR	2 O	4	21.9	LINM		21.9				
O	S33	K	3 C	4	65.8	LINM	65.8					
O	S33	WS	1 C	4	160.5	M2		160.5				
O	P33	J1	13 O	4	5.5	LINM		5.5				
Open joint with 3, 600mm long rubber strips over girders these strips are splitting & corroding refer insp pic 76, these strips are not effecting the performance of the joint which is working very well.												
O	S34	BR	2 C	4	43.9	LINM			43.9			
All concrete barriers have badly flaking paint ph06, Fix- clean & repaint all concrete barriers with programmed maintenance prior to next inspection. This includes all spans, Price on application.												

Released under RTI - DTMR

Structure Id 817 **Name** _____

Inspection Date 12-OCT-2014 **Inspection Level 2** [X] **Level 3** [ ] **Underwater** [ ]

Component Location				Exposure Class	Quantity	Unit	Quantity Per Condition State				Maintenance Reqd	Comments
Modification	Group	Component	Standard				1	2	3	4		* Location of item/condition * Description of defects by location type, magnitude,extent * References of sketches and photos (Roll/Exposure Nos)
O	S34	FY	4 C	4	21.9	LINM	21.9					
O	S34	BR	2 O	4	21.9	LINM		21.9				
O	S34	K	3 C	4	65.8	LINM	65.8					
O	S34	WS	1 C	4	160.5	M2		160.5				
O	P34	J1	13 O	4	5.5	LINM		5.5				
Open joint with 3, 600mm long rubber strips over girders these strips are splitting & corroding refer insp pic 76, these strips are not effecting the performance of the joint which is working very well.												
O	S35	BR	2 C	4	43.9	LINM			43.9			
All concrete barriers have badly flaking paint ph06, Fix- clean & repaint all concrete barriers with programmed maintenance prior to next inspection This includes all spans, Price on application.												
O	S35	FY	4 C	4	21.9	LINM	21.9					
O	S35	BR	2 O	4	21.9	LINM		21.9				
O	S35	K	3 C	4	65.8	LINM	65.8					
O	S35	WS	1 C	4	160.5	M2		160.5				
O	P35	J1	13 O	4	5.5	LINM		5.5				
Open joint with 3, 600mm long rubber strips over girders these strips are splitting & corroding refer insp pic 76, these strips are not effecting the performance of the joint which is working very well.												
O	S36	BR	2 C	4	43.9	LINM			43.9			
All concrete barriers have badly flaking paint ph06, Fix- clean & repaint all concrete barriers with programmed maintenance prior to next inspection. This includes all spans, Price on application.												
O	S36	FY	4 C	4	21.9	LINM	21.9					
O	S36	BR	2 O	4	21.9	LINM		21.9				
O	S36	K	3 C	4	65.8	LINM	65.8					
O	S36	WS	1 C	4	160.5	M2		160.5				
O	P36	J1	13 O	4	5.5	LINM		5.5				
Open joint with 3, 600mm long rubber strips over girders these strips are splitting & corroding refer insp pic 76, these strips are not effecting the performance of the joint which is working very well.												
O	S37	BR	2 C	4	43.9	LINM			43.9			
All concrete barriers have badly flaking paint ph06, Fix- clean & repaint all concrete barriers with programmed maintenance prior to next inspection. This includes all spans, Price on application.												
O	S37	FY	4 C	4	21.9	LINM	21.9					
O	S37	BR	2 O	4	21.9	LINM		21.9				
O	S37	K	3 C	4	65.8	LINM	65.8					
O	S37	WS	1 C	4	160.5	M2		160.5				

Released Under RTI - DTMR

Structure Condition Inspection Report

B2/2

Structure Id 817 **Name** _____

Inspection Date 12-OCT-2014 **Inspection Level 2** [X] **Level 3** [ ] **Underwater** [ ]

Component Location				Exposure Class	Quantity	Unit	Quantity Per Condition State				Maintenance Reqd	Comments
Modification	Group	Component	Standard				1	2	3	4		* Location of item/condition * Description of defects by location type, magnitude,extent * References of sketches and photos (Roll/Exposure Nos)
O	P37	J1	13 O	4	5.5	LINM		5.5				
Open joint with 3, 600mm long rubber strips over girders these strips are splitting & corroding refer insp pic 76, these strips are not effecting the performance of the joint which is working very well.												
O	S38	BR	2 C	4	43.9	LINM			43.9			
All concrete barriers have badly flaking paint ph06, Fix- clean & repaint all concrete barriers with programmed maintenance prior to next inspection. This includes all spans, Price on application.												
O	S38	FY	4 C	4	21.9	LINM	21.9					
O	S38	BR	2 O	4	21.9	LINM		21.9				
O	S38	K	3 C	4	65.8	LINM	65.8					
O	S38	WS	1 C	4	160.5	M2		160.5				
O	A2	BR	2 C	4	1.1	LINM			1.1			
All concrete barriers have badly flaking paint ph06, Fix- clean & repaint all concrete barriers with programmed maintenance prior to next inspection. This includes all spans, Price on application.												
O	A2	K	3 C	4	6.2	LINM	6.2					
O	A2	J1	13 O	4	5.5	LINM		5.5				
Open joint with 3, 600mm long rubber strips over girders these strips are splitting & corroding refer insp pic 76, these strips are not effecting the performance of the joint which is working very well												
O	A2	J3	10 O	4	7.3	LINM		7.3				
O	AP2	PRO	53 C	4	40.0	M2	40.0					
O	AP2	FY	4 C	4	20.0	LINM	20.0					
O	AP2	GR	72 O	4	2.0	EACH	2.0					
O	AP2	GR	72 S	4	1.0	EACH		1.0				
O	AP2	AP	70 O	4	1.0	EACH			1.0			
Potholing & breaking up ph60 & 61, Fix- recommend excavate & relay 25m2 of asphalt with programmed maintenance prior to next inspection.												
O	A1	B	42 O	4	3.0	EACH			3.0			
All bearings bulging & splitting refer ph09, Monitor.												
O	A1	PED	44 O	4	3.0	EACH	3.0					
O	A1	A	50 C	4	1.0	EACH		1.0			X	
Services & brackets attached to abutment are corroding refer insp pics 67 & 68, Service with maintenance												
O	A1	WW	51 C	4	2.0	EACH		2.0				
O	S1	D	20 C	4	160.2	M2		160.2				
O	S1	G	22 P	4	3.0	EACH	2.0		1.0			
G 1 E1 spalling & steel exposed ph69, Fix- clean treat & reinstate .3m2 of concrete mortar with programmed maintenance prior to next inspection.												
O	S1	XG	31 C	4	3.0	EACH	3.0					

Released Under RTI - DTMR

Structure Condition Inspection Report

B2/2

Structure Id 817 **Name** _____

Inspection Date 12-OCT-2014 **Inspection Level 2** [X] **Level 3** [ ] **Underwater** [ ]

Component Location				Exposure Class	Quantity	Unit	Quantity Per Condition State				Maintenance Reqd	Comments
Modification	Group	Component	Standard				1	2	3	4		* Location of item/condition * Description of defects by location type, magnitude,extent * References of sketches and photos (Roll/Exposure Nos)
O	S1	W	71 O	4	1.0	EACH	1.0					
O	P1	B	42 O	4	6.0	EACH			6.0			
All bulging & splitting refer ph09, Monitor.												
O	P1	PED	44 O	4	6.0	EACH	6.0					
O	P1	H	54 C	4	1.0	EACH		1.0				2 hairline cracks face 2 .
O	P1	P	56 P	4	5.0	EACH		5.0				
O	S2	D	20 C	4	160.5	M2	160.5					
O	S2	G	22 P	4	3.0	EACH	2.0		1.0			
G 1 E2 steel exposed due to lack of cover ph07, Fix- clean treat & epoxy over steel to prevent corrosion with programmed maintenance prior to next inspection.												
O	S2	XG	31 C	4	3.0	EACH		3.0				
O	S2	W	71 O	4	1.0	EACH	1.0					
O	P2	B	42 O	4	6.0	EACH			6.0			
All bulging & splitting refer ph09, Monitor.												
O	P2	PED	44 O	4	6.0	EACH	6.0					
O	P2	H	54 C	4	1.0	EACH		1.0				
O	P2	P	56 P	4	5.0	EACH		5.0				
O	S3	D	20 C	4	160.5	M2	160.5					
O	S3	G	22 P	4	3.0	EACH	3.0					
O	S3	XG	31 C	4	3.0	EACH	1.0		2.0			
3,1,3. X G 1 outside section spalling & steel exposed ph08, X G 3 outside section minor spalling ph10, Fix- clean treat & reinstate .3m2 of concrete mortar with programmed maintenance prior to next inspection.												
O	S3	W	71 O	4	1.0	EACH	1.0					
O	P3	B	42 O	4	6.0	EACH			6.0			
All bulging & splitting refer ph09, Monitor.												
O	P3	PED	44 O	4	6.0	EACH	6.0					
O	P3	H	54 C	4	1.0	EACH		1.0				2 minor spalls on face 1.
O	P3	P	56 P	4	5.0	EACH		5.0				
O	S4	D	20 C	4	160.5	M2	160.5					
O	S4	G	22 P	4	3.0	EACH	3.0					
O	S4	XG	31 C	4	3.0	EACH	3.0					

Released under RTI - DTMR

Structure Id 817 **Name** _____

Inspection Date 12-OCT-2014 **Inspection Level 2** [X] **Level 3** [ ] **Underwater** [ ]

Component Location				Exposure Class	Quantity	Unit	Quantity Per Condition State				Maintenance Reqd	Comments
Modification	Group	Component	Standard				1	2	3	4		* Location of item/condition * Description of defects by location type, magnitude,extent * References of sketches and photos (Roll/Exposure Nos)
O	S4	W	71 O	4	1.0	EACH		1.0				As per B2/7.
O	P4	B	42 O	4	6.0	EACH			6.0			
All bulging & splitting refer ph09, Monitor.												
O	P4	PED	44 O	4	6.0	EACH	6.0					
O	P4	H	54 C	4	1.0	EACH		1.0				0.1mm horizontal crack runs all way around , appears to be a cold joint.
O	P4	P	56 P	4	5.0	EACH		5.0				
O	S5	D	20 C	4	160.5	M2	160.5					
O	S5	G	22 P	4	3.0	EACH	3.0					
O	S5	XG	31 C	4	3.0	EACH	2.0		1.0			
1,1,3. X G 3 E2 outside section spalling & steel exposed ph11, Fix- clean treat & reinstate .2m2 of concrete mortar with programmed maintenance prior to next inspection.												
O	S5	W	71 O	4	1.0	EACH	1.0					
O	P5	B	42 O	4	6.0	EACH			6.0			
All bulging & splitting refer ph09, Monitor.												
O	P5	PED	44 O	4	6.0	EACH	6.0					
O	P5	H	54 C	4	1.0	EACH	1.0					
O	P5	P	56 P	4	5.0	EACH		5.0				
O	S6	D	20 C	4	160.5	M2	160.5					
O	S6	G	22 P	4	3.0	EACH	2.0		1.0			
1,3,1. G 2 E2 spalling & steel exposed near bearing ph24, Fix- clean treat & reinstate .2m2 of concrete mortar with programmed maintenance prior to next inspection.												
O	S6	XG	31 C	4	3.0	EACH	3.0					
O	S6	W	71 O	4	1.0	EACH		1.0				As per B2/7.
O	P6	B	42 O	4	6.0	EACH			6.0			
All bulging & splitting refer ph09, Monitor.												
O	P6	PED	44 O	4	6.0	EACH	6.0					
O	P6	H	54 C	4	1.0	EACH		1.0			X	
Tree growing RHS of headstock refer insp pic 25, Remove with maintenance.												
O	P6	P	56 P	4	5.0	EACH		5.0				
O	S7	D	20 C	4	160.5	M2	160.5					

Released under RTI - DTMR

Structure Id 817 **Name** _____

Inspection Date 12-OCT-2014 **Inspection Level 2** [X] **Level 3** [ ] **Underwater** [ ]

Component Location				Exposure Class	Quantity	Unit	Quantity Per Condition State				Maintenance Reqd	Comments
Modification	Group	Component	Standard				1	2	3	4		* Location of item/condition * Description of defects by location type, magnitude,extent * References of sketches and photos (Roll/Exposure Nos)
O	S7	G	22 P	4	3.0	EACH	3.0				X	
Scupper damaged & blocked, (may be asbestos), refer insp pic 28, Replace with caution.												
O	S7	XG	31 C	4	3.0	EACH	3.0					
O	S7	W	71 O	4	1.0	EACH		1.0				As per B2/7.
O	P7	B	42 O	4	6.0	EACH			6.0			
All bulging & splitting refer ph09, Monitor.												
O	P7	PED	44 O	4	6.0	EACH	6.0					
O	P7	H	54 C	4	1.0	EACH		1.0				Minor spall face 2 near light fixture.
O	P7	P	56 P	4	5.0	EACH		4.0	1.0			
Pile 1, 0.5mm crack 1.5m long ph30, unchanged from previous report, Monitor. Pile 4 hairline crack side 1.												
O	S8	D	20 C	4	160.5	M2	160.5					
O	S8	G	22 P	4	3.0	EACH	3.0					
O	S8	XG	31 C	4	3.0	EACH	2.0		1.0			
3,1,1. X G 1 RHS outside section spalling ph29, Fix- clean treat & reinstate .2m2 of concrete mortar with programmed maintenance prior to next inspection.												
O	S8	W	71 O	4	1.0	EACH			1.0			
As per B2/7, Monitor.												
O	P8	B	42 O	4	6.0	EACH			6.0			
All bulging & splitting refer ph09, Monitor.												
O	P8	PED	44 O	4	6.0	EACH	6.0					
O	P8	H	54 C	4	1.0	EACH		1.0				
O	P8	P	56 P	4	5.0	EACH		5.0				
O	S9	D	20 C	4	160.5	M2	160.5					
O	S9	G	22 P	4	3.0	EACH	3.0					
O	S9	XG	31 C	4	3.0	EACH	3.0					
O	S9	W	71 O	4	1.0	EACH		1.0				As per B2/7.
O	P9	B	42 O	4	6.0	EACH			6.0			
All bulging & splitting refer ph09, Monitor.												
O	P9	PED	44 O	4	6.0	EACH	6.0					
O	P9	H	54 C	4	1.0	EACH		1.0				

Released under RTI - DTMR

Structure Id 817 **Name** _____

Inspection Date 12-OCT-2014 **Inspection Level 2** [X] **Level 3** [ ] **Underwater** [ ]

Component Location				Exposure Class	Quantity	Unit	Quantity Per Condition State				Maintenance Reqd	Comments
Modification	Group	Component	Standard				1	2	3	4		* Location of item/condition * Description of defects by location type, magnitude,extent * References of sketches and photos (Roll/Exposure Nos)
O	P9	P	56 P	4	5.0	EACH		5.0				
O	S10	D	20 C	4	160.5	M2	160.5					
O	S10	G	22 P	4	3.0	EACH	3.0					
O	S10	XG	31 C	4	3.0	EACH	2.0		1.0			
1,1,3. X G 3 LHS outside section spalling ph31, Fix- clean treat & reinstate .3m2 of concrete mortar with programmed maintenance prior to next inspection.												
O	S10	W	71 O	4	1.0	EACH		1.0				As per B2/7.
O	P10	B	42 O	4	6.0	EACH			6.0			
All bulging & splitting refer ph09, Monitor.												
O	P10	PED	44 O	4	6.0	EACH	6.0					
O	P10	H	54 C	4	1.0	EACH		1.0				
O	P10	P	56 P	4	5.0	EACH		5.0				
O	S11	D	20 C	4	160.5	M2	160.5					
O	S11	G	22 P	4	3.0	EACH	3.0					
O	S11	XG	31 C	4	3.0	EACH	3.0					
O	S11	W	71 O	4	1.0	EACH				1.0		
As per B2/7. Monitor												
O	P11	B	42 O	4	6.0	EACH			6.0			
All bulging & splitting refer ph09, Monitor.												
O	P11	PED	44 O	4	6.0	EACH	6.0					
O	P11	H	54 C	4	1.0	EACH		1.0				
O	P11	P	56 P	4	5.0	EACH		5.0				
O	S12	D	20 C	4	160.5	M2	160.5					
O	S12	G	22 P	4	3.0	EACH	2.0		1.0			
G 1 E2 steel exposed ph32, Fix- apply protective coating to stop corrosion with programmed maintenance prior to next inspection.												
O	S12	XG	31 C	4	3.0	EACH	2.0		1.0			
1,1,3, X G 3 LHS outside section spalling & steel exposed ph33, Fix- clean treat & reinstate .3m2 of concrete mortar with programmed maintenance prior to next inspection.												
O	S12	W	71 O	4	1.0	EACH			1.0			
As per B2/7, Monitor.												

Released Under RTI - DTMR

Structure Id 817 **Name** _____

Inspection Date 12-OCT-2014 **Inspection Level 2** [X] **Level 3** [ ] **Underwater** [ ]

Component Location				Exposure Class	Quantity	Unit	Quantity Per Condition State				Maintenance Reqd	Comments
Modification	Group	Component	Standard				1	2	3	4		* Location of item/condition * Description of defects by location type, magnitude,extent * References of sketches and photos (Roll/Exposure Nos)
O	P12	B	42 O	4	6.0	EACH			5.0	1.0		
3,3,3,3,3,4. Bearings 1 to 5 bulging & splitting refer ph09, Monitor. Bearing 6 badly bulging & splitting ph34, Fix- replace wiyh programmed maintenance prior to next inspection.												
O	P12	PED	44 O	4	6.0	EACH	6.0					
O	P12	H	54 C	4	1.0	EACH		1.0				
O	P12	P	56 P	4	5.0	EACH		5.0				
O	S13	D	20 C	4	160.5	M2	160.5					
O	S13	G	22 P	4	3.0	EACH	3.0					
O	S13	XG	31 C	4	3.0	EACH	3.0					
O	S13	W	71 O	4	1.0	EACH			1.0			
As per B2/7, Monitor.												
O	P13	B	42 O	4	6.0	EACH			6.0			
All bulging & splitting refer ph09, Monitor.												
O	P13	PED	44 O	4	6.0	EACH	6.0					
O	P13	H	54 C	4	1.0	EACH		1.0				
O	P13	P	56 P	4	5.0	EACH		5.0				
O	S14	D	20 C	4	160.5	M2	160.5					
O	S14	G	22 P	4	3.0	EACH	3.0					
O	S14	XG	31 C	4	3.0	EACH	3.0					
O	S14	W	71 O	4	1.0	EACH			1.0			
As per B2/7, Monitor.												
O	P14	B	42 O	4	6.0	EACH			6.0			
All bulging & splitting refer ph09, Monitor.												
O	P14	PED	44 O	4	6.0	EACH	6.0					
O	P14	H	54 C	4	1.0	EACH		1.0			X	
Open joint drainage system on top of headstock blocked with dirt refer insp pic 36, Clean with maintenance.												
O	P14	P	56 P	4	5.0	EACH		5.0				
O	S15	D	20 C	4	160.5	M2	160.5					
O	S15	G	22 P	4	3.0	EACH	3.0					

Released under RTI - DTMR

Structure Condition Inspection Report

B2/2

Structure Id 817 **Name** _____

Inspection Date 12-OCT-2014 **Inspection Level 2** [X] **Level 3** [ ] **Underwater** [ ]

Component Location				Exposure Class	Quantity	Unit	Quantity Per Condition State				Maintenance Reqd	Comments
Modification	Group	Component	Standard				1	2	3	4		* Location of item/condition * Description of defects by location type, magnitude,extent * References of sketches and photos (Roll/Exposure Nos)
O	S15	XG	31 C	4	3.0	EACH	2.0		1.0			
1,3,1. X G 2 RHS outside section steel exposed ph35, Fix- clean treat & apply protective coating with programmed maintenance prior to next inspection.												
O	S15	W	71 O	4	1.0	EACH			1.0			
As per B2/7, Monitor.												
O	P15	B	42 O	4	6.0	EACH			6.0			
All bulging & splitting refer ph09, Monitor.												
O	P15	PED	44 O	4	6.0	EACH	6.0					
O	P15	H	54 C	4	1.0	EACH		1.0				
O	P15	P	56 P	4	7.0	EACH		7.0				
O	S16	D	20 C	4	160.5	M2	160.5					
O	S16	G	22 P	4	3.0	EACH	3.0					
O	S16	XG	31 C	4	3.0	EACH	3.0					
O	S16	W	71 O	4	1.0	EACH			1.0			
As per B2/7, Monitor.												
O	P16	B	42 O	4	6.0	EACH			6.0			
All bulging & splitting refer ph09, Monitor.												
O	P16	PED	44 O	4	6.0	EACH	6.0					
O	P16	H	54 C	4	1.0	EACH		1.0				
O	P16	P	56 P	4	5.0	EACH		5.0				
O	S17	D	20 C	4	160.5	M2	160.5					
O	S17	G	22 P	4	3.0	EACH	3.0					
O	S17	XG	31 C	4	3.0	EACH	2.0		1.0			
1,1,3. X G 3 LHS outside section spalling ph37, Fix- clean treat & reinstate .3m2 of concrete mortar with programmed maintenance prior to next inspection.												
O	S17	W	71 O	4	1.0	EACH			1.0			
As per B2/7, Monitor.												
O	P17	B	42 O	4	6.0	EACH			6.0			
All bulging & splitting refer ph09, Monitor.												
O	P17	PED	44 O	4	6.0	EACH	6.0					
O	P17	H	54 C	4	1.0	EACH		1.0				
O	P17	P	56 P	4	5.0	EACH		5.0				

Released under RTI - DTMR

Structure Id 817 **Name** _____

Inspection Date 12-OCT-2014 **Inspection Level 2** [X] **Level 3** [ ] **Underwater** [ ]

Component Location				Exposure Class	Quantity	Unit	Quantity Per Condition State				Maintenance Reqd	Comments
Modification	Group	Component	Standard				1	2	3	4		* Location of item/condition * Description of defects by location type, magnitude,extent * References of sketches and photos (Roll/Exposure Nos)
O	S18	D	20 C	4	160.5	M2	160.5					
O	S18	G	22 P	4	3.0	EACH	3.0					
O	S18	XG	31 C	4	3.0	EACH	2.0	1.0				
1,1,2. X G 3 hairline cracking bottom corner between G 1 & 2.												
O	S18	W	71 O	4	1.0	EACH			1.0			
As per B2/7, Monitor.												
O	P18	B	42 O	4	6.0	EACH			6.0			
All bulging & splitting refer ph09, Monitor.												
O	P18	PED	44 O	4	6.0	EACH	6.0					
O	P18	H	54 C	4	1.0	EACH		1.0				
O	P18	P	56 P	4	5.0	EACH		5.0				
O	S19	D	20 C	4	160.5	M2	160.5					
O	S19	G	22 P	4	3.0	EACH	3.0					
O	S19	XG	31 C	4	3.0	EACH	3.0					
O	S19	W	71 O	4	1.0	EACH			1.0			
As per B2/7, Monitor.												
O	P19	B	42 O	4	6.0	EACH			6.0			
All bulging & splitting refer ph09, Monitor.												
O	P19	PED	44 O	4	6.0	EACH	6.0					
O	P19	H	54 C	4	1.0	EACH		1.0				
O	P19	P	56 P	4	5.0	EACH		5.0				Pile 1 has encasement, hairline cracks in encasement.
O	S20	D	20 C	4	160.5	M2	160.5					
O	S20	G	22 P	4	3.0	EACH	2.0	1.0				G 3 E1 has old patch work.
O	S20	XG	31 C	4	3.0	EACH	3.0					
O	S20	W	71 O	4	1.0	EACH			1.0			
As per B2/7, Monitor.												
O	P20	B	42 O	4	6.0	EACH			6.0			
All bulging & splitting refer ph09, Monitor.												
O	P20	PED	44 O	4	6.0	EACH	6.0					
O	P20	H	54 C	4	1.0	EACH		1.0				Several hairline cracks at top of headstock.

Released under RTI - DTMR

Structure Id 817 **Name** _____

Inspection Date 12-OCT-2014 **Inspection Level 2** [X] **Level 3** [ ] **Underwater** [ ]

Component Location				Exposure Class	Quantity	Unit	Quantity Per Condition State				Maintenance Reqd	Comments
Modification	Group	Component	Standard				1	2	3	4		* Location of item/condition * Description of defects by location type, magnitude,extent * References of sketches and photos (Roll/Exposure Nos)
O	P20	P	56 P	4	5.0	EACH		5.0				Pile 1 encased, minor spall at top of encasement , several hairline cracks.
O	S21	D	20 C	4	160.5	M2	160.5					
O	S21	G	22 P	4	3.0	EACH	3.0					
O	S21	XG	31 C	4	3.0	EACH	3.0					
O	S21	W	71 O	4	1.0	EACH				1.0		
As per B2/7, Monitor.												
O	P21	B	42 O	4	6.0	EACH			5.0	1.0		
3,4,3,3,3,3. 5 bearings bulging & splitting refer ph09, Monitor. Bearing 2 major bulging ph40, Fix- replace B2 with programmed maintenance prior to next inspection.												
O	P21	PED	44 O	4	6.0	EACH	6.0					
O	P21	H	54 C	4	1.0	EACH		1.0				
O	P21	P	56 P	4	5.0	EACH		5.0				
O	S22	D	20 C	4	160.5	M2	160.5					
O	S22	G	22 P	4	3.0	EACH	3.0					
O	S22	XG	31 C	4	3.0	EACH	3.0					
O	S22	W	71 O	4	1.0	EACH				1.0		
As per B2/7, Monitor.												
O	P22	B	42 O	4	6.0	EACH			6.0			
All bulging & splitting refer ph09, Monitor.												
O	P22	PED	44 O	4	6.0	EACH	6.0					
O	P22	H	54 C	4	1.0	EACH		1.0				
O	P22	P	56 P	4	5.0	EACH		5.0				
O	S23	D	20 C	4	160.5	M2	160.5					
O	S23	G	22 P	4	3.0	EACH	3.0					
O	S23	XG	31 C	4	3.0	EACH	1.0		2.0			
3,3,1. X G 1 spalling & steel exposed between G 2 & 3 ph41, X G 2 spalling & steel exposed between G 1 & 2 ph42, Fix- clean treat & reinstate .4m2 of concrete mortar with programmed maintenance prior to next inspection, this covers both XG.												
O	S23	W	71 O	4	1.0	EACH			1.0			
As per B2/7, Monitor.												

Released under RTI - DTMR

Structure Id 817 **Name** _____

Inspection Date 12-OCT-2014 **Inspection Level 2** [X] **Level 3** [ ] **Underwater** [ ]

Component Location				Exposure Class	Quantity	Unit	Quantity Per Condition State				Maintenance Reqd	Comments
Modification	Group	Component	Standard				1	2	3	4		* Location of item/condition * Description of defects by location type, magnitude,extent * References of sketches and photos (Roll/Exposure Nos)
O	P23	B	42 O	4	6.0	EACH			6.0			
All bulging & splitting refer ph09, Monitor.												
O	P23	PED	44 O	4	6.0	EACH	6.0					
O	P23	H	54 C	4	1.0	EACH		1.0				
O	P23	P	56 P	4	5.0	EACH		5.0				
O	S24	D	20 C	4	160.5	M2	160.5					Services damaged refer insp pic 43.
O	S24	G	22 P	4	3.0	EACH	3.0					
O	S24	XG	31 C	4	3.0	EACH	3.0					
O	S24	W	71 O	4	1.0	EACH			1.0			
As per B2/7, Monitor.												
O	P24	B	42 O	4	6.0	EACH			5.0	1.0		
3,4,3,3,3,3. 5 bearings bulging & splitting refer ph09, Monitor. Bearing 2 major bulging ph44, Fix- replace B2 with programmed maintenance prior to next inspection.												
O	P24	PED	44 O	4	6.0	EACH	6.0					
O	P24	H	54 C	4	1.0	EACH		1.0				
O	P24	P	56 P	4	5.0	EACH		5.0				
O	S25	G	22 P	4	3.0	EACH	3.0					
O	S25	D	20 C	4	160.5	M2	160.5					
O	S25	XG	31 C	4	3.0	EACH	3.0					
O	S25	W	71 O	4	1.0	EACH			1.0			
As per B2/7, Monitor												
O	P25	B	42 O	4	6.0	EACH			6.0			
All bulging & splitting refer ph09, Monitor.												
O	P25	PED	44 O	4	6.0	EACH	6.0					
O	P25	H	54 C	4	1.0	EACH		1.0				
O	P25	P	56 P	4	5.0	EACH		5.0				
O	S26	D	20 C	4	160.5	M2	160.5					
O	S26	G	22 P	4	3.0	EACH	3.0					
O	S26	XG	31 C	4	3.0	EACH	3.0					

Released under RTI - DTMR

Structure Id 817 **Name** _____

Inspection Date 12-OCT-2014 **Inspection Level 2** [X] **Level 3** [ ] **Underwater** [ ]

Component Location				Exposure Class	Quantity	Unit	Quantity Per Condition State				Maintenance Reqd	Comments
Modification	Group	Component	Standard				1	2	3	4		* Location of item/condition * Description of defects by location type, magnitude,extent * References of sketches and photos (Roll/Exposure Nos)
O	S26	W	71 O	4	1.0	EACH			1.0			
As per B2/7, Monitor.												
O	P26	B	42 O	4	6.0	EACH			6.0			
All bulging & splitting refer ph09, Monitor.												
O	P26	PED	44 O	4	6.0	EACH	6.0					
O	P26	H	54 C	4	1.0	EACH		1.0				
O	P26	P	56 P	4	5.0	EACH		5.0				
O	S27	D	20 C	4	160.5	M2	160.5					
O	S27	G	22 P	4	3.0	EACH	3.0					
O	S27	XG	31 C	4	3.0	EACH	3.0					
O	S27	W	71 O	4	1.0	EACH			1.0			
As per B2/7, Monitor.												
O	P27	B	42 O	4	6.0	EACH			6.0			
All bulging & splitting refer ph09, Monitor.												
O	P27	PED	44 O	4	6.0	EACH	6.0					
O	P27	H	54 C	4	1.0	EACH		1.0				
O	P27	P	56 P	4	5.0	EACH		5.0				
O	S28	D	20 C	4	160.5	M2	160.5					
O	S28	G	22 P	4	3.0	EACH	3.0					
O	S28	XG	31 C	4	3.0	EACH	2.0	1.0				
1,2,1. X G 2 RHS outside section minor spall refer insp pic 45.												
O	S28	W	71 O	4	1.0	EACH			1.0			
As per B2/7, Monitor.												
O	P28	B	42 O	4	6.0	EACH			6.0			
All bulging & splitting refer ph09, Monitor.												
O	P28	PED	44 O	4	6.0	EACH	6.0					
O	P28	H	54 C	4	1.0	EACH		1.0				
O	P28	P	56 P	4	5.0	EACH		5.0				
O	S29	D	20 C	4	160.5	M2	160.5					
O	S29	G	22 P	4	3.0	EACH	3.0					

Released under RTI - DTMR

Structure Id 817 **Name** _____

Inspection Date 12-OCT-2014 **Inspection Level 2** [X] **Level 3** [ ] **Underwater** [ ]

Component Location				Exposure Class	Quantity	Unit	Quantity Per Condition State				Maintenance Reqd	Comments
Modification	Group	Component	Standard				1	2	3	4		* Location of item/condition * Description of defects by location type, magnitude,extent * References of sketches and photos (Roll/Exposure Nos)
O	S29	XG	31 C	4	3.0	EACH	3.0					
O	S29	W	71 O	4	1.0	EACH			1.0			
As per B2/7, Monitor.												
O	P29	B	42 O	4	6.0	EACH			6.0			
All bulging & splitting refer ph46, Monitor.												
O	P29	PED	44 O	4	6.0	EACH	6.0					
O	P29	H	54 C	4	1.0	EACH		1.0				
O	P29	P	56 P	4	5.0	EACH		5.0				
O	S30	D	20 C	4	160.5	M2	160.5					
O	S30	G	22 P	4	3.0	EACH	3.0					
O	S30	XG	31 C	4	3.0	EACH	3.0					
O	S30	W	71 O	4	1.0	EACH			1.0			
As per B2/7, Monitor.												
O	P30	B	42 O	4	6.0	EACH			6.0			
All bulging & splitting refer ph46, Monitor.												
O	P30	PED	44 O	4	6.0	EACH	6.0					
O	P30	H	54 C	4	1.0	EACH		1.0				
O	P30	P	56 P	4	5.0	EACH		5.0				
O	S31	D	20 C	4	160.5	M2	160.0		0.5			
Spalling & steel exposed between G 2 & 3 behind X G 3 ph48, Fix- clean treat & reinstate .5m2 of concrete mortar with programmed maintenance prior to next inspection.												
O	S31	G	22 P	4	3.0	EACH	3.0					
O	S31	XG	31 C	4	3.0	EACH	2.0		1.0			
X G 3 spalling between G 1 & 2 ph47 Fix- clean treat & reinstate .4m2 of concrete mortar with programmed maintenance prior to next inspection.												
O	S31	W	71 O	4	1.0	EACH			1.0			
As per B2/7, Monitor.												
O	P31	B	42 O	4	6.0	EACH			6.0			
All bulging & splitting refer ph46, Monitor.												
O	P31	PED	44 O	4	6.0	EACH	6.0					200mm high.
O	P31	H	54 C	4	1.0	EACH			1.0			
Face 2 RHS 2 cracks up to .2mm wide , marked & dated, Monitor.												
O	P31	P	56 P	4	5.0	EACH		5.0				

Released under RTI - DTMR

Structure Id 817 **Name** _____

Inspection Date 12-OCT-2014 **Inspection Level 2** [X] **Level 3** [ ] **Underwater** [ ]

Component Location				Exposure Class	Quantity	Unit	Quantity Per Condition State				Maintenance Reqd	Comments
Modification	Group	Component	Standard				1	2	3	4		* Location of item/condition * Description of defects by location type, magnitude,extent * References of sketches and photos (Roll/Exposure Nos)
O	S32	D	20C	4	160.5	M2	160.5					
O	S32	G	22P	4	3.0	EACH	3.0					
O	S32	XG	31C	4	3.0	EACH	3.0					
O	S32	W	71O	4	1.0	EACH		1.0				As per B2/7.
O	P32	B	42O	4	6.0	EACH			6.0			
All bulging & splitting refer ph46, Monitor.												
O	P32	PED	44O	4	6.0	EACH	6.0					
O	P32	H	54C	4	1.0	EACH		1.0				Loss of fines bottom of headstock RHS.
O	P32	P	56P	4	5.0	EACH		5.0				
O	S33	D	20C	4	160.5	M2	160.5					
O	S33	G	22P	4	3.0	EACH	3.0					
O	S33	XG	31C	4	3.0	EACH	2.0		1.0			
1,1,3. X G 3 spalling between G 1 & 2 ph49, Fix- clean treat & reinstate .4m2 of concrete mortar with programmed maintenance prior to next inspection.												
O	S33	W	71O	4	1.0	EACH			1.0			
As per B2/7, Monitor.												
O	P33	B	42O	4	6.0	EACH			6.0			
All bulging & splitting refer ph46, Monitor.												
O	P33	PED	44O	4	6.0	EACH	6.0					
O	P33	H	54C	4	1.0	EACH		1.0				
O	P33	P	56P	4	5.0	EACH		5.0				
O	S34	D	20C	4	160.5	M2	160.5					
O	S34	G	22P	4	3.0	EACH	3.0					
O	S34	XG	31C	4	3.0	EACH	3.0					
O	S34	W	71O	4	1.0	EACH			1.0			
As per B2/7, Monitor.												
O	P34	B	42O	4	6.0	EACH			6.0			
All bulging & splitting refer ph46, Monitor.												
O	P34	PED	44O	4	6.0	EACH	6.0					
O	P34	H	54C	4	1.0	EACH		1.0				
O	P34	P	56P	4	5.0	EACH		5.0				

Released under RTI - DTMR

Structure Id 817 **Name** _____

Inspection Date 12-OCT-2014 **Inspection Level 2** [X] **Level 3** [ ] **Underwater** [ ]

Component Location				Exposure Class	Quantity	Unit	Quantity Per Condition State				Maintenance Reqd	Comments
Modification	Group	Component	Standard				1	2	3	4		* Location of item/condition * Description of defects by location type, magnitude,extent * References of sketches and photos (Roll/Exposure Nos)
O	S35	D	20C	4	160.5	M2	160.5					
O	S35	G	22P	4	3.0	EACH	3.0					
O	S35	XG	31C	4	3.0	EACH	1.0		2.0			
1,3,3. X G 2 LHS steel exposed ph50, X G 3 spalling & steel exposed between G 1 & 2 ph51, Fix- X G 2 treat & apply protective coating , X G 3 clean treat & reinstate .4m2 of concrete mortar with programmed maintenance prior to next inspection.												
O	S35	W	71O	4	1.0	EACH			1.0			
As per B2/7. Monitor.												
O	P35	B	42O	4	6.0	EACH			6.0			
All bulging & splitting refer ph46, Monitor.												
O	P35	PED	44O	4	6.0	EACH	6.0					
O	P35	H	54C	4	1.0	EACH		1.0				Loss of fines on bottom of headstock.
O	P35	P	56P	4	5.0	EACH		5.0				
O	S36	D	20C	4	160.5	M2	160.5					
O	S36	G	22P	4	3.0	EACH	3.0					
O	S36	XG	31C	4	3.0	EACH	2.0		1.0			
1,1,3, X G 3 LHS spalling ph53, Bracket holding services corroding ph52, Fix- clean treat & reinstate .3m2 of concrete mortar & replace corroded bracket with programmed maintenance prior to next inspection.												
O	S36	W	71O	4	1.0	EACH			1.0			
As per B2/7, Monitor.												
O	P36	B	42O	4	6.0	EACH			4.0	2.0		
3,3,3,3,4,4. Bearings 1 to 4l bulging & splitting refer ph46, Monitor. Bearings 5 & 6 major bulging ph54, Fix- replace bearings 5 & 6 with programmed maintenance prior to next inspection.												
O	P36	PED	44O	4	6.0	EACH	6.0					
O	P36	H	54C	4	1.0	EACH		1.0				
O	P36	P	56P	4	5.0	EACH		5.0				Pile 3 has casing.
O	S37	D	20C	4	160.5	M2	160.5					
O	S37	G	22P	4	3.0	EACH	3.0					
O	S37	XG	31C	4	3.0	EACH	2.0		1.0			
1,1,3. X G 3 spalling & steel exposed between G 2 & 3 ph55, Fix- clean treat & reinstate .3m2 of concrtete mortar with programmed maintenance prior to next inspection.												

Released under RTI - DTMR

Structure Id 817 **Name** _____

Inspection Date 12-OCT-2014 **Inspection Level 2** [X] **Level 3** [ ] **Underwater** [ ]

Component Location				Exposure Class	Quantity	Unit	Quantity Per Condition State				Maintenance Reqd	Comments
Modification	Group	Component	Standard				1	2	3	4		* Location of item/condition * Description of defects by location type, magnitude,extent * References of sketches and photos (Roll/Exposure Nos)
O	S37	W	71 O	4	1.0	EACH			1.0			
As per B2/7, Monitor.												
O	P37	B	42 O	4	4.0	EACH			4.0			
X,3,3,X,3,3, Bearings 1 & 4 in exceptions due to ply sheeting refer insp pic 57, All other bearings bulging & splitting refer ph46, Monitor.												
O	P37	PED	44 O	4	4.0	EACH	4.0					Ped 1 & 4 hidden by ply sheeting refer insp pic 57.
O	P37	H	54 C	4	1.0	EACH		1.0			X	
Bracket for services corroding refer insp pic 56 , Replace with maintenance.												
O	P37	P	56 P	4	5.0	EACH		5.0				
O	S38	D	20 C	4	80.0	M2	80.0					Only 50% inspected due to ply sheeting refer insp pic 57.
O	S38	G	22 P	4	3.0	EACH	2.0		1.0			
3,1,1. G 1 E1 spalling & steel exposed ph58, Fix- clean treat & reinstate .3m2 of concrete mortar with programmed maintenance prior to next inspection.												
O	S38	XG	31 C	4	3.0	EACH	3.0					Only 50% inspected due to ply sheeting refer insp pic 57.
O	S38	W	71 O	4	1.0	EACH			1.0			
As per B2/7, Monitor.												
O	A2	B	42 O	4	3.0	EACH	X	X	X	X		All abutment 2 components hidden behind block wall refer insp pic 59.
O	A2	PED	44 O	4	3.0	EACH	X	X	X	X		All abutment 2 components hidden behind block wall refer insp pic 59.
O	A2	A	50 C	4	1.0	EACH	X	X	X	X		All abutment 2 components hidden behind block wall refer insp pic 59.
O	A2	P	56 P	4	5.0	EACH	X	X	X	X		All abutment 2 components hidden behind block wall refer insp pic 59.
O	A2	WW	51 C	4	2.0	EACH		2.0				

Released under RTI - DTMR

Defective Components Report

B2/3 | Sheet 1 Of 12

Structure Id 817 | Name
Crossing Name Pumicestone Channel | Alt. Name Bribie Island Bridge
Structure Type Bridge | Owner MR DEPARTMENT OF MAIN R
Construction Type Girder/Beam | District 407 North Coast
Construction Material Pre-Stressed Concrete | LGA Id 250 MORETON BAY REGIONA
Inspector Paul Schuler | Date 12-OCT-2014

Inspection Level 2 [X] | Programmed [X]
Level 3 [ ] | Exceptional [ ] | Underwater [ ]

Road Section Id	Description	S	Cway	S	Start RPC	Start Tdist	End RPC	End Tdist	TDist Start	TDist End
126	CABOOLTURE - BR	C	1	C	5	0.000	5	0.839	18.220	19.059

Component Location: Modification	Group	Component	Standard Number	Exposure Class	Condition State	Description of Defect (* Detailed Description * Estimated Quantity * "Other" action required * Urgency of action (what, who, when, how) * Recommended Testing * Reference of Sketches and Photos (Roll/Exposure Nos))	Required Action (X): Monitor	Level 3 Inspection	Other
O	AP1	AP	70 O	4	3				X
						80mm crack at relieving slab ph04, longitudnal & transverse cracks up to 10mm ph75, Fix- recommend excavate & relay 83m2 of asphalt with programmed maintenance prior to next inspection.			
O	A1	BR1	2 C	4	3				X
						All concrete barriers have badly flaking paint ph06, Fix- clean & repaint all concrete barriers with programmed maintenance prior to next inspection. This includes all spans, Price on application.			
O	S1	BR1	2 C	4	3				X
						All concrete barriers have badly flaking paint ph06, Fix- clean & repaint all concrete barriers with programmed maintenance prior to next inspection. This includes all spans, Price on application.			
O	S2	BR1	2 C	4	3	Refer span 1.			X
O	S3	BR1	2 C	4	3	Refer span 1.			X
O	S4	BR1	2 C	4	3	Refer span 1.			X
O	S5	BR1	2 C	4	3				X
						All concrete barriers have badly flaking paint ph06, Fix- clean & repaint all concrete barriers with programmed maintenance prior to next inspection. This includes all spans, Price on application.			
O	S6	BR1	2 C	4	3				X
						All concrete barriers have badly flaking paint ph06, Fix- clean & repaint all concrete barriers with programmed maintenance prior to next inspection. This includes all spans, Price on application.			
O	S7	BR1	2 C	4	3				X
						All concrete barriers have badly flaking paint ph06, Fix- clean & repaint all concrete barriers with programmed maintenance prior to next inspection. This includes all spans, Price on application.			
O	S8	BR1	2 C	4	3				X
						All concrete barriers have badly flaking paint ph06, Fix- clean & repaint all concrete barriers with programmed maintenance prior to next inspection. This includes all spans, Price on application.			

Released under RTI - DTMR

Defective Components Report

B2/3

Structure Id 817 **Name** _____

Inspection Date 12-OCT-2014 **Inspection Level 2** [X] **Level 3** [ ] **Underwater** [ ]

Component Location				Exposure Class	Condition State	Description of Defect * Detailed Description * Estimated Quantity * "Other" action required * Urgency of action (what, who, when, how) * Recommended Testing * Reference of Sketches and Photos (Roll/Exposure Nos)	Required Action (X)		
Modification	Group	Component	Standard Number				Monitor	Level 3 Inspection	Other
O	S9	BR1	2 C	4	3				X
All concrete barriers have badly flaking paint ph06, Fix- clean & repaint all concrete barriers with programmed maintenance prior to next inspection. This includes all spans, Price on application.									
O	S10	BR1	2 C	4	3				X
All concrete barriers have badly flaking paint ph06, Fix- clean & repaint all concrete barriers with programmed maintenance prior to next inspection. This includes all spans, Price on application.									
O	S11	BR1	2 C	4	3				X
All concrete barriers have badly flaking paint ph06, Fix- clean & repaint all concrete barriers with programmed maintenance prior to next inspection. This includes all spans, Price on application.									
O	S12	BR1	2 C	4	3				X
All concrete barriers have badly flaking paint ph06, Fix- clean & repaint all concrete barriers with programmed maintenance prior to next inspection. This includes all spans, Price on application.									
O	S13	BR1	2 C	4	3				X
All concrete barriers have badly flaking paint ph06, Fix- clean & repaint all concrete barriers with programmed maintenance prior to next inspection. This includes all spans, Price on application.									
O	S14	BR1	2 C	4	3				X
All concrete barriers have badly flaking paint ph06, Fix- clean & repaint all concrete barriers with programmed maintenance prior to next inspection. This includes all spans, Price on application.									
O	S15	BR1	2 C	4	3				X
All concrete barriers have badly flaking paint ph06, Fix- clean & repaint all concrete barriers with programmed maintenance prior to next inspection. This includes all spans, Price on application.									
O	S16	BR1	2 C	4	3				X
All concrete barriers have badly flaking paint ph06, Fix- clean & repaint all concrete barriers with programmed maintenance prior to next inspection. This includes all spans, Price on application.									
O	S17	BR1	2 C	4	3				X
All concrete barriers have badly flaking paint ph06, Fix- clean & repaint all concrete barriers with programmed maintenance prior to next inspection. This includes all spans, Price on application.									
O	S18	BR1	2 C	4	3				X
All concrete barriers have badly flaking paint ph06, Fix- clean & repaint all concrete barriers with programmed maintenance prior to next inspection. This includes all spans, Price on application.									
O	S19	BR1	2 C	4	3				X
All concrete barriers have badly flaking paint ph06, Fix- clean & repaint all concrete barriers with programmed maintenance prior to next inspection. This includes all spans, Price on application.									

Released under RTI - DTMR

Defective Components Report

B2/3 | **Sheet 3 Of 12**

Structure Id 817 **Name** _____

Inspection Date 12-OCT-2014 **Inspection Level 2** [X] **Level 3** [ ] **Underwater** [ ]

Component Location				Exposure Class	Condition State	Description of Defect * Detailed Description * Estimated Quantity * "Other" action required * Urgency of action (what, who, when, how) * Recommended Testing * Reference of Sketches and Photos (Roll/Exposure Nos)	Required Action (X)		
Modification	Group	Component	Standard Number				Monitor	Level 3 Inspection	Other
O	S20	BR1	2 C	4	3				X
All concrete barriers have badly flaking paint ph06, Fix- clean & repaint all concrete barriers with programmed maintenance prior to next inspection. This includes all spans, Price on application.									
O	S21	BR1	2 C	4	3				X
All concrete barriers have badly flaking paint ph06, Fix- clean & repaint all concrete barriers with programmed maintenance prior to next inspection. This includes all spans, Price on application.									
O	S22	BR1	2 C	4	3				X
All concrete barriers have badly flaking paint ph06, Fix- clean & repaint all concrete barriers with programmed maintenance prior to next inspection. This includes all spans, Price on application.									
O	S23	BR1	2 C	4	3				X
All concrete barriers have badly flaking paint ph06, Fix- clean & repaint all concrete barriers with programmed maintenance prior to next inspection. This includes all spans, Price on application.									
O	S24	BR1	2 C	4	3				X
All concrete barriers have badly flaking paint ph06, Fix- clean & repaint all concrete barriers with programmed maintenance prior to next inspection. This includes all spans, Price on application.									
O	S25	BR1	2 C	4	3				X
All concrete barriers have badly flaking paint ph06, Fix- clean & repaint all concrete barriers with programmed maintenance prior to next inspection. This includes all spans, Price on application.									
O	S26	BR1	2 C	4	3				X
All concrete barriers have badly flaking paint ph06, Fix- clean & repaint all concrete barriers with programmed maintenance prior to next inspection. This includes all spans, Price on application.									
O	S27	BR1	2 C	4	3				X
All concrete barriers have badly flaking paint ph06, Fix- clean & repaint all concrete barriers with programmed maintenance prior to next inspection. This includes all spans, Price on application.									
O	S28	BR1	2 C	4	3				X
All concrete barriers have badly flaking paint ph06, Fix- clean & repaint all concrete barriers with programmed maintenance prior to next inspection. This includes all spans, Price on application.									
O	S29	BR1	2 C	4	3				X
All concrete barriers have badly flaking paint ph06, Fix- clean & repaint all concrete barriers with programmed maintenance prior to next inspection. This includes all spans, Price on application.									
O	S30	BR1	2 C	4	3				X
All concrete barriers have badly flaking paint ph06, Fix- clean & repaint all concrete barriers with programmed maintenance prior to next inspection. This includes all spans, Price on application.									

Released under RTI - DTMR

Defective Components Report

B2/3 | **Sheet 4 Of 12**

Structure Id 817 **Name** _____

Inspection Date 12-OCT-2014 **Inspection Level 2** [X] **Level 3** [ ] **Underwater** [ ]

Component Location				Exposure Class	Condition State	Description of Defect * Detailed Description * Estimated Quantity * "Other" action required * Urgency of action (what, who, when, how) * Recommended Testing * Reference of Sketches and Photos (Roll/Exposure Nos)	Required Action (X)		
Modification	Group	Component	Standard Number				Monitor	Level 3 Inspection	Other
O	S31	BR1	2 C	4	3				X
All concrete barriers have badly flaking paint ph06, Fix- clean & repaint all concrete barriers with programmed maintenance prior to next inspection. This includes all spans, Price on application.									
O	S32	BR1	2 C	4	3				X
All concrete barriers have badly flaking paint ph06, Fix- clean & repaint all concrete barriers with programmed maintenance prior to next inspection. This includes all spans, Price on application.									
O	S33	BR1	2 C	4	3				X
All concrete barriers have badly flaking paint ph06, Fix- clean & repaint all concrete barriers with programmed maintenance prior to next inspection. This includes all spans, Price on application.									
O	S34	BR1	2 C	4	3				X
All concrete barriers have badly flaking paint ph06, Fix- clean & repaint all concrete barriers with programmed maintenance prior to next inspection. This includes all spans, Price on application.									
O	S35	BR1	2 C	4	3				X
All concrete barriers have badly flaking paint ph06, Fix- clean & repaint all concrete barriers with programmed maintenance prior to next inspection. This includes all spans, Price on application.									
O	S36	BR1	2 C	4	3				X
All concrete barriers have badly flaking paint ph06, Fix- clean & repaint all concrete barriers with programmed maintenance prior to next inspection. This includes all spans, Price on application.									
O	S37	BR1	2 C	4	3				X
All concrete barriers have badly flaking paint ph06, Fix- clean & repaint all concrete barriers with programmed maintenance prior to next inspection. This includes all spans, Price on application.									
O	S38	BR1	2 C	4	3				X
All concrete barriers have badly flaking paint ph06, Fix- clean & repaint all concrete barriers with programmed maintenance prior to next inspection. This includes all spans, Price on application.									
O	A2	BR1	2 C	4	3				X
All concrete barriers have badly flaking paint ph06, Fix- clean & repaint all concrete barriers with programmed maintenance prior to next inspection. This includes all spans, Price on application.									
O	AP2	AP	70 O	4	3				X
Potholing & breaking up ph60 & 61, Fix- recommend excavate & relay 25m2 of asphalt with programmed maintenance prior to next inspection.									
O	A1	B1	42 O	4	3		X		
All bearings bulging & splitting refer ph09, Monitor.									
O	S1	G1	22 P	4	3				X

Released under RTI - DTMR

Defective Components Report

B2/3 | **Sheet 5 Of 12**

Structure Id 817 **Name** _____

Inspection Date 12-OCT-2014 **Inspection Level 2** [X] **Level 3** [ ] **Underwater** [ ]

Component Location				Exposure Class	Condition State	Description of Defect * Detailed Description * Estimated Quantity * "Other" action required * Urgency of action (what, who, when, how) * Recommended Testing * Reference of Sketches and Photos (Roll/Exposure Nos)	Required Action (X)		
Modification	Group	Component	Standard Number				Monitor	Level 3 Inspection	Other
						G 1 E1 spalling & steel exposed ph69, Fix- clean treat & reinstate .3m2 of concrete mortar with programmed maintenance prior to next inspection.			
O	P1	B1	42 O	4	3		X		
						All bulging & splitting refer ph09, Monitor.			
O	S2	G1	22 P	4	3				X
						G 1 E2 steel exposed due to lack of cover ph07, Fix- clean treat & epoxy over steel to prevent corrosion with programmed maintenance prior to next inspection.			
O	P2	B1	42 O	4	3		X		
						All bulging & splitting refer ph09, Monitor.			
O	S3	XG1	31 C	4	3				X
						3,1,3. X G 1 outside section spalling & steel exposed ph08, Fix- clean treat & reinstate .3m2 in total of concrete mortar with programmed maintenance prior to next inspection.			
O	S3	XG3	31 C	4	3				X
						3,1,3. X G 3 outside section minor spalling ph10, Fix- clean treat & reinstate .3m2 in total of concrete mortar with programmed maintenance prior to next inspection.			
O	P3	B1	42 O	4	3		X		
						All bulging & splitting refer ph09, Monitor.			
O	P4	B1	42 O	4	3		X		
						All bulging & splitting refer ph09, Monitor.			
O	S5	XG3	31 C	4	3				X
						1,1,3. X G 3 E2 outside section spalling & steel exposed ph11, Fix- clean treat & reinstate .2m2 of concrete mortar with programmed maintenance prior to next inspection.			
O	P5	B1	42 O	4	3		X		
						All bulging & splitting refer ph09, Monitor.			
O	S6	G2	22 P	4	3				X
						1,3,1. G 2 E2 spalling & steel exposed near bearing ph24, Fix- clean treat & reinstate .2m2 of concrete mortar with programmed maintenance prior to next inspection.			
O	P6	B1	42 O	4	3		X		
						All bulging & splitting refer ph09, Monitor.			
O	P7	B1	42 O	4	3		X		

Released under RTI - DTMR

Defective Components Report

B2/3 | **Sheet 6 Of 12**

Structure Id 817 **Name** _____

Inspection Date 12-OCT-2014 **Inspection Level 2** [X] **Level 3** [ ] **Underwater** [ ]

Component Location				Exposure Class	Condition State	Description of Defect * Detailed Description * Estimated Quantity * "Other" action required * Urgency of action (what, who, when, how) * Recommended Testing * Reference of Sketches and Photos (Roll/Exposure Nos)	Required Action (X)		
Modification	Group	Component	Standard Number				Monitor	Level 3 Inspection	Other
						All bulging & splitting refer ph09, Monitor.			
O	P7	P1	56 P	4	3		X		
						Pile 1, 0.5mm crack 1.5m long ph30, unchanged from previous report, Monitor.			
O	S8	XG1	31 C	4	3				X
						3,1,1. X G 1 RHS outside section spalling ph29, Fix- clean treat & reinstate .2m2 of concrete mortar with programmed maintenance prior to next inspection.			
O	S8	W	71 O	4	3		X		
						As per B2/7, Monitor.			
O	P8	B1	42 O	4	3		X		
						All bulging & splitting refer ph09, Monitor.			
O	P9	B1	42 O	4	3		X		
						All bulging & splitting refer ph09, Monitor.			
O	S10	XG3	31 C	4	3				X
						1,1,3. X G 3 LHS outside section spalling ph31, Fix- clean treat & reinstate .3m2 of concrete mortar with programmed maintenance prior to next inspection.			
O	P10	B1	42 O	4	3		X		
						All bulging & splitting refer ph09, Monitor.			
O	S11	W	71 O	4	4		X		
						As per B2/7. Monitor			
O	P11	B1	42 O	4	3		X		
						All bulging & splitting refer ph09, Monitor.			
O	S12	G1	22 P	4	3				X
						G 1 E2 steel exposed ph32, Fix- apply protective coating to stop corrosion with programmed maintenance prior to next inspection.			
O	S12	XG3	31 C	4	3				X
						1,1,3, X G 3 LHS outside section spalling & steel exposed ph33, Fix- clean treat & reinstate .3m2 of concrete mortar with programmed maintenance prior to next inspection.			
O	S12	W	71 O	4	3		X		

Released under RTI - DTMR

Defective Components Report

B2/3 | **Sheet 7 Of 12**

Structure Id 817 **Name** _____

Inspection Date 12-OCT-2014 **Inspection Level 2** [X] **Level 3** [ ] **Underwater** [ ]

Component Location				Exposure Class	Condition State	Description of Defect * Detailed Description * Estimated Quantity * "Other" action required * Urgency of action (what, who, when, how) * Recommended Testing * Reference of Sketches and Photos (Roll/Exposure Nos)	Required Action (X)		
Modification	Group	Component	Standard Number				Monitor	Level 3 Inspection	Other
						As per B2/7, Monitor.			
O	P12	B1	42 O	4	3		X		
						3,3,3,3,3,4. Bearings 1 to 5 bulging & splitting refer ph09, Monitor.			
O	P12	B6	42 O	4	4				X
						3,3,3,3,3,4. Bearing 6 badly bulging & splitting ph34, Fix- replace with programmed maintenance prior to next inspection.			
O	S13	W	71 O	4	3		X		
						As per B2/7, Monitor.			
O	P13	B1	42 O	4	3		X		
						All bulging & splitting refer ph09, Monitor.			
O	S14	W	71 O	4	3		X		
						As per B2/7, Monitor.			
O	P14	B1	42 O	4	3		X		
						All bulging & splitting refer ph09, Monitor.			
O	S15	XG2	31 C	4	3				X
						1,3,1. X G 2 RHS outside section steel exposed ph35, Fix- clean treat & apply protective coating with programmed maintenance prior to next inspection.			
O	S15	W	71 O	4	3		X		
						As per B2/7, Monitor.			
O	P15	B1	42 O	4	3		X		
						All bulging & splitting refer ph09, Monitor.			
O	S16	W	71 O	4	3		X		
						As per B2/7, Monitor.			
O	P16	B1	42 O	4	3		X		
						All bulging & splitting refer ph09, Monitor.			
O	S17	XG3	31 C	4	3				X

Released under RTI - DTMR

Structure Id 817 Name _____

Inspection Date 12-OCT-2014 Inspection Level 2 [X] Level 3 [ ] Underwater [ ]

Component Location				Exposure Class	Condition State	Description of Defect * Detailed Description * Estimated Quantity * "Other" action required * Urgency of action (what, who, when, how) * Recommended Testing * Reference of Sketches and Photos (Roll/Exposure Nos)	Required Action (X)		
Modification	Group	Component	Standard Number				Monitor	Level 3 Inspection	Other
1,1,3. X G 3 LHS outside section spalling ph37, Fix- clean treat & reinstate .3m2 of concrete mortar with programmed maintenance prior to next inspection.									
O	S17	W	71 O	4	3		X		
As per B2/7, Monitor.									
O	P17	B1	42 O	4	3		X		
All bulging & splitting refer ph09, Monitor.									
O	S18	W	71 O	4	3		X		
As per B2/7, Monitor.									
O	P18	B1	42 O	4	3		X		
All bulging & splitting refer ph09, Monitor.									
O	S19	W	71 O	4	3		X		
As per B2/7, Monitor.									
O	P19	B1	42 O	4	3		X		
All bulging & splitting refer ph09, Monitor.									
O	S20	W	71 O	4	3		X		
As per B2/7, Monitor.									
O	P20	B1	42 O	4	3		X		
All bulging & splitting refer ph09, Monitor.									
O	S21	W	71 O	4	4		X		
As per B2/7, Monitor.									
O	P21	B1	42 O	4	3		X		
3,4,3,3,3,3. 5 bearings bulging & splitting refer ph09, Monitor.									
O	P21	B2	42 O	4	4				X
3,4,3,3,3,3. Bearing 2 major bulging ph40, Fix- replace B2 with programmed maintenance prior to next inspection.									
O	S22	W	71 O	4	4		X		

Released under RTI - DTMR

Defective Components Report

B2/3 | **Sheet 9 Of 12**

Structure Id 817 **Name** _____

Inspection Date 12-OCT-2014 **Inspection Level 2** [X] **Level 3** [ ] **Underwater** [ ]

Component Location						Description of Defect * Detailed Description * Estimated Quantity * "Other" action required * Urgency of action (what, who, when, how) * Recommended Testing * Reference of Sketches and Photos (Roll/Exposure Nos)	Required Action (X)		
Modification	Group	Component	Standard Number	Exposure Class	Condition State		Monitor	Level 3 Inspection	Other
						As per B2/7, Monitor.			
O	P22	B1	42 O	4	3		X		
						All bulging & splitting refer ph09, Monitor.			
O	S23	XG1	31 C	4	3				X
						3,3,1. X G 1 spalling & steel exposed between G 2 & 3 ph41, Fix- clean treat & reinstate .4m2 of concrete mortar with programmed maintenance prior to next inspection, this covers both XG.			
O	S23	XG2	31 C	4	3				X
						3,3,1. X G 2 spalling & steel exposed between G 1 & 2 ph42, Fix- clean treat & reinstate .4m2 of concrete mortar with programmed maintenance prior to next inspection, this covers both XG.			
O	S23	W	71 O	4	3		X		
						As per B2/7, Monitor.			
O	P23	B1	42 O	4	3		X		
						All bulging & splitting refer ph09, Monitor.			
O	S24	W	71 O	4	3		X		
						As per B2/7, Monitor.			
O	P24	B1	42 O	4	3		X		
						3,4,3,3,3,3. 5 bearings bulging & splitting refer ph09, Monitor.			
O	P24	B2	42 O	4	4				X
						3,4,3,3,3,3. Bearing 2 major bulging ph44, Fix- replace B2 with programmed maintenance prior to next inspection.			
O	S25	W	71 O	4	3		X		
						As per B2/7, Monitor			
O	P25	B1	42 O	4	3		X		
						All bulging & splitting refer ph09, Monitor.			
O	S26	W	71 O	4	3		X		
						As per B2/7, Monitor.			
O	P26	B1	42 O	4	3		X		

Released under RTI - DTMR

Defective Components Report

B2/3 | **Sheet 10 Of 12**

Structure Id 817 **Name** _____

Inspection Date 12-OCT-2014 **Inspection Level 2** [X] **Level 3** [ ] **Underwater** [ ]

Component Location				Exposure Class	Condition State	Description of Defect * Detailed Description * Estimated Quantity * "Other" action required * Urgency of action (what, who, when, how) * Recommended Testing * Reference of Sketches and Photos (Roll/Exposure Nos)	Required Action (X)		
Modification	Group	Component	Standard Number				Monitor	Level 3 Inspection	Other
All bulging & splitting refer ph09, Monitor.									
O	S27	W	71 O	4	3		X		
As per B2/7, Monitor.									
O	P27	B1	42 O	4	3		X		
All bulging & splitting refer ph09, Monitor.									
O	S28	W	71 O	4	3		X		
As per B2/7, Monitor.									
O	P28	B1	42 O	4	3		X		
All bulging & splitting refer ph09, Monitor.									
O	S29	W	71 O	4	3		X		
As per B2/7, Monitor.									
O	P29	B1	42 O	4	3		X		
All bulging & splitting refer ph46, Monitor.									
O	S30	W	71 O	4	3		X		
As per B2/7, Monitor.									
O	P30	B1	42 O	4	3		X		
All bulging & splitting refer ph46, Monitor.									
O	S31	D1	20 C	4	3				X
Spalling & steel exposed between G 2 & 3 behind X G 3 ph48, Fix- clean treat & reinstate .5m2 of concrete mortar with programmed maintenance prior to next inspection.									
O	S31	XG3	31 C	4	3				X
X G 3 spalling between G 1 & 2 ph47 Fix- clean treat & reinstate .4m2 of concrete mortar with programmed maintenance prior to next inspection.									
O	S31	W	71 O	4	3		X		
As per B2/7, Monitor.									
O	P31	B1	42 O	4	3		X		
All bulging & splitting refer ph46, Monitor.									

Released under RTI - DTMR

Defective Components Report

B2/3 | **Sheet 11 Of 12**

Structure Id 817 **Name** _____

Inspection Date 12-OCT-2014 **Inspection Level 2** [X] **Level 3** [ ] **Underwater** [ ]

Component Location				Exposure Class	Condition State	Description of Defect * Detailed Description * Estimated Quantity * "Other" action required * Urgency of action (what, who, when, how) * Recommended Testing * Reference of Sketches and Photos (Roll/Exposure Nos)	Required Action (X)		
Modification	Group	Component	Standard Number				Monitor	Level 3 Inspection	Other
O	P31	H1	54 C	4	3		X		
Face 2 RHS 2 cracks up to .2mm wide , marked & dated, Monitor.									
O	P32	B1	42 O	4	3		X		
All bulging & splitting refer ph46, Monitor.									
O	S33	XG3	31 C	4	3				X
1,1,3. X G 3 spalling between G 1 & 2 ph49, Fix- clean treat & reinstate .4m2 of concrete mortar with programmed maintenance prior to next inspection.									
O	S33	W	71 O	4	3		X		
As per B2/7, Monitor.									
O	P33	B1	42 O	4	3		X		
All bulging & splitting refer ph46, Monitor.									
O	S34	W	71 O	4	3		X		
As per B2/7, Monitor.									
O	P34	B1	42 O	4	3		X		
All bulging & splitting refer ph46, Monitor.									
O	S35	XG2	31 C	4	3				X
1,3,3. X G 2 LHS steel exposed ph50, Fix- X G 2 treat & apply protective coating , with programmed maintenance prior to next inspection.									
O	S35	XG3	31 C	4	3				X
1,3,3. X G 3 spalling & steel exposed between G 1 & 2 ph51, Fix-X G 3 clean treat & reinstate .4m2 of concrete mortar with programmed maintenance prior to next inspection.									
O	S35	W	71 O	4	3		X		
As per B2/7. Monitor.									
O	P35	B1	42 O	4	3		X		
All bulging & splitting refer ph46, Monitor.									
O	S36	XG3	31 C	4	3				X
1,1,3, X G 3 LHS spalling ph53, Bracket holding services corroding ph52, Fix- clean treat & reinstate .3m2 of concrete mortar & replace corroded bracket with programmed maintenance prior to next inspection.									

Released under RTI - DTMR

Defective Components Report

B2/3 | **Sheet 12 Of 12**

Structure Id 817 **Name** _____

Inspection Date 12-OCT-2014 **Inspection Level 2** [X] **Level 3** [ ] **Underwater** [ ]

Component Location				Exposure Class	Condition State	Description of Defect * Detailed Description * Estimated Quantity * "Other" action required * Urgency of action (what, who, when, how) * Recommended Testing * Reference of Sketches and Photos (Roll/Exposure Nos)	Required Action (X)		
Modification	Group	Component	Standard Number				Monitor	Level 3 Inspection	Other
O	S36	W	71 O	4	3		X		
As per B2/7, Monitor.									
O	P36	B1	42 O	4	3		X		
3,3,3,3,4,4. Bearings 1 to 4 bulging & splitting refer ph46, Monitor.									
O	P36	B5	42 O	4	4				X
3,3,3,3,4,4. Bearings 5 & 6 major bulging ph54, Fix- replace bearings 5 & 6 with programmed maintenance prior to next inspection.									
O	S37	XG3	31 C	4	3				X
1,1,3. X G 3 spalling & steel exposed between G 2 & 3 ph55, Fix- clean treat & reinstate .3m2 of concrtete mortar with programmed maintenance prior to next inspection.									
O	S37	W	71 O	4	3		X		
As per B2/7, Monitor.									
O	P37	B2	42 O	4	3		X		
X,3,3,X,3,3, Bearings 1 & 4 in exceptions due to ply sheeting refer insp pic 57, All other bearings bulging & splitting refer ph46, Monitor.									
O	S38	G1	22 P	4	3				X
3,1,1. G 1 E1 spalling & steel exposed ph58, Fix- clean treat & reinstate .3m2 of concrete mortar with programmed maintenance prior to next inspection.									
O	S38	W	71 O	4	3		X		
As per B2/7, Monitor.									

Released under RTI - DTMR

Standard Procedure Exceptions Report

B2/4 | Sheet 1 Of 1

Structure Id: 817 | Name:
Crossing Name: Pumicestone Channel | Alt. Name: Bribie Island Bridge
Structure Type: Bridge | Owner: MR DEPARTMENT OF MAIN RO
Construction Type: Girder/Beam | District: 407 North Coast
Construction Material: Pre-Stressed Concrete | LGA Id: 250 MORETON BAY REGIONAI
Inspector: Paul Schuler | Date: 12-OCT-2014

Inspection Level 2 [X] | Programmed [X]
Level 3 [ ] | Exceptional [ ] | Underwater [ ]

Road Section Id	Description	S	Cway	S	Start RPC	Start Dist	End RPC	End Dist	TDist Start	TDist End
126	CABOOLTURE - BR	C	1	C	5	0.000	5	0.839	18.220	19.059

Component Location: Modification	Group	Component	Standard Number	Exposure Class	Exception (X): Undefined Component	Component Not Inspected	Less than 25% Comp Inspected	Other	Comments (* Description of undefined component * Photograph/sketch references * Reasons component not inspected * Any other exceptions)
O	A2	B	42 O	4		X			All abutment 2 components hidden behind block wall refer insp pic 59.
O	A2	PED	44 O	4		X			All abutment 2 components hidden behind block wall refer insp pic 59.
O	A2	A	50 C	4		X			All abutment 2 components hidden behind block wall refer insp pic 59.
O	A2	P	56 P	4		X			All abutment 2 components hidden behind block wall refer insp pic 59.

Released under RTI - DTMR

Level 2 Inspection Report - Photos & Sketches Record

B2/6

Structure Id 817 Name

Crossing Name Pumicestone Channel Alt. Name Bribie Island Bridge

Structure Type Bridge Owner MR DEPARTMENT OF MAIN R

Construction Type Girder/Beam District 407 North Coast

Construction Material Pre-Stressed Concrete LGA Id 250 MORETON BAY REGIONA

Inspector Paul Schuler Date 12-OCT-2014

Inspection Level 2 [X] Programmed [X]

Level 3 [ ] Exceptional [ ] Underwater [ ]

Road Section Id	Description	S	Cway	S	Start RPC	Start Dist	End RPC	End Dist	TDist Start	TDist End
126	CABOOLTURE - BR	C	1	C	5	0.000	5	0.839	18.220	19.059

Film/Exposure Number	Sketch No	Location: Modification	Location: Group	Location: Component	Description (* Deck Surface (full width and alignment) * Side View (waterway, spans, piers, etc) * Underside (deck and pier construction) * Deficient Component and Major Defects * Undefined Elements)	Id
04		O	AP1	AP	80mm gap	204843
06		O	S1	BR1	Flaking paint	204979
07		O	S2	G1	Steel exposed	206134
08		O	S3	XG1	Spalling	207210
09		O	A1	B1	Bulging & splitting	205575
10		O	S3	XG3	Spalling	207215
11		O	S5	XG3	Spalling	207247
24		O	S6	G2	Spalling	207261
25		O	P6	H	Tree growing	207270
28		O	S7	G	Damaged scupper	207283
29		O	S8	XG1	Spalling	207291
30		O	P7	P1	Cracking	207284
31		O	S10	XG3	Spalling	207317
32		O	S12	G1	Steel exposed	207327
33		O	S12	XG3	Spalling	207332
34		O	P12	B6	Badly bulging	207355
36		O	S15	XG2	Steel exposed	207522
36		O	P14	H	Blocked drainage	207513
37		O	S17	XG3	Spalling	207531

Released under RTI - DTMR

Structure Id 817 **Name** _____

Inspection Date 12-OCT-2014 **Inspection Level 2** [X] **Level 3** [ ] **Underwater** [ ]

Film/Exposure Number	Sketch No	Location			Description * Deck Surface (full width and alignment) * Side View (waterway, spans, piers, etc) * Underside (deck and pier construction) * Deficient Component and Major Defects * Undefined Elements	Id
		Modification	Group	Component		
40		O	P21	B2	Major bulging	207607
41		O	S23	XG1	Spalling	207702
42		O	S23	XG2	Spalling	207708
43		O	S24	D	Damaged services	207715
44		O	P24	B2	Major bulging	207721
45		O	S28	XG2	Minor spall	207829
46		O	P29	B1	Bulging & splitting	207913
47		O	S31	XG3	Spalling	207937
48		O	S31	D1	Spalling	207919
49		O	S33	XG3	Spalling	208099
50		O	S35	XG2	Steel exposed	208156
51		O	S35	XG3	Spalling	208159
52		O	S36	XG3	Corroded bracket	208253
53		O	S36	XG3	Spalling	208254
54		O	P36	B5	Major bulging	208273
55		O	S37	XG3	Spalling	208293
56		O	P37	H	Corroded bracket	208310
57		O	P37	B	Exceptions	208304
58		O	S38	G1	Spalling	208312
59		O	A2	A	Abutment 2 compontents exceptions	208326
60		O	AP2	AP	Potholing & breaking up	205554
61		O	AP2	AP	Potholing & breaking up	205558
63		O	S4	W	Sideview LHS	205537
64		O	AP1	AP	Overview	205533
65		O	P1	J1	Rubber seal splitting	205528
67		O	A1	A	Corroded services	205602

Released under RTI - DTMR

Structure Id 817 **Name** _____

Inspection Date 12-OCT-2014 **Inspection Level 2** [X] **Level 3** [ ] **Underwater** [ ]

Film/Exposure Number	Sketch No	Location: Modification	Location: Group	Location: Component	Description (* Deck Surface (full width and alignment) * Side View (waterway, spans, piers, etc) * Underside (deck and pier construction) * Deficient Component and Major Defects * Undefined Elements)	Id
68		O	A1	A	Corroded services	205606
69		O	S1	G1	Spalling	205627
75		O	AP1	AP	Cracking	204937

Structure Id 817 **Name** _____

Inspection Date 12-OCT-2014 **Inspection Level 2** [X] **Level 3** [ ] **Underwater** [ ]

Pictures

** All images printed for this report.

Id 204843 **Date** 12-OCT-2014

Film / Exposure Number 04 **Sketch No**

Description 80mm gap

Mod	Category	Number	Comp Code	Comp No
O	AP	1	AP	



Id 204937 **Date** 12-OCT-2014

Film / Exposure Number 75 **Sketch No**

Description Cracking

Mod	Category	Number	Comp Code	Comp No
O	AP	1	AP	



Released under RTI - DTMR

Structure Id 817 **Name** _____

Inspection Date 12-OCT-2014 **Inspection Level 2** [X] **Level 3** [ ] **Underwater** [ ]

Pictures

** All images printed for this report.

Id 204979 **Date** 12-OCT-2014

Film / Exposure Number 06 **Sketch No**

Description Flaking paint

Mod	Category	Number	Comp Code	Comp No
O	S	1	BR	1



Id 205528 **Date** 12-OCT-2014

Film / Exposure Number 65 **Sketch No**

Description Rubber seal splitting

Mod	Category	Number	Comp Code	Comp No
O	P	1	J1	



Id 205533 **Date** 12-OCT-2014

Film / Exposure Number 64 **Sketch No**

Description Overview

Mod	Category	Number	Comp Code	Comp No
O	AP	1	AP	



Released under RTI - DTMR

Structure Id 817 **Name** _____

Inspection Date 12-OCT-2014 **Inspection Level 2** [X] **Level 3** [ ] **Underwater** [ ]

Pictures

** All images printed for this report.

Id 205537 **Date** 12-OCT-2014

Film / Exposure Number 63 **Sketch No**

Description Sideview LHS

Mod	Category	Number	Comp Code	Comp No
O	S	4	W	



Id 205554 **Date** 12-OCT-2014

Film / Exposure Number 60 **Sketch No**

Description Potholing & breaking up

Mod	Category	Number	Comp Code	Comp No
O	AP	2	AP	



Id 205558 **Date** 12-OCT-2014

Film / Exposure Number 61 **Sketch No**

Description Potholing & breaking up

Mod	Category	Number	Comp Code	Comp No
O	AP	2	AP	



Released under RTI - DTMR

Level 2 Inspection Report - Photos & Sketches Record

B2/6

Structure Id 817 **Name** _____

Inspection Date 12-OCT-2014 **Inspection Level 2** [X] **Level 3** [ ] **Underwater** [ ]

Pictures

** All images printed for this report.

Id 205575 **Date** 12-OCT-2014

Film / Exposure Number 09 **Sketch No**

Description Bulging & splitting

Mod	Category	Number	Comp Code	Comp No
O	A	1	B	1



Id 205602 **Date** 12-OCT-2014

Film / Exposure Number 67 **Sketch No**

Description Corroded services

Mod	Category	Number	Comp Code	Comp No
O	A	1	A	



Id 205606 **Date** 12-OCT-2014

Film / Exposure Number 68 **Sketch No**

Description Corroded services

Mod	Category	Number	Comp Code	Comp No
O	A	1	A	



Released under RTI - DTMR

Structure Id 817 **Name** _____

Inspection Date 12-OCT-2014 **Inspection Level 2** [X] **Level 3** [ ] **Underwater** [ ]

Pictures

** All images printed for this report.

Id 205627 **Date** 12-OCT-2014

Film / Exposure Number 69 **Sketch No**

Description Spalling

Mod	Category	Number	Comp Code	Comp No
O	S	1	G	1



Id 206134 **Date** 12-OCT-2014

Film / Exposure Number 07 **Sketch No**

Description Steel exposed

Mod	Category	Number	Comp Code	Comp No
O	S	2	G	1



Id 207210 **Date** 12-OCT-2014

Film / Exposure Number 08 **Sketch No**

Description Spalling

Mod	Category	Number	Comp Code	Comp No
O	S	3	XG	1



Released under RTI - DTMR

Structure Id 817 **Name** _____

Inspection Date 12-OCT-2014 **Inspection Level 2** [X] **Level 3** [ ] **Underwater** [ ]

Pictures

** All images printed for this report.

Id 207215 **Date** 12-OCT-2014

Film / Exposure Number 10 **Sketch No**

Description Spalling

Mod	Category	Number	Comp Code	Comp No
O	S	3	XG	3



Id 207247 **Date** 12-OCT-2014

Film / Exposure Number 11 **Sketch No**

Description Spalling

Mod	Category	Number	Comp Code	Comp No
O	S	5	XG	3



Id 207261 **Date** 12-OCT-2014

Film / Exposure Number 24 **Sketch No**

Description Spalling

Mod	Category	Number	Comp Code	Comp No
O	S	6	G	2



Released under RTI - DTMR

Structure Id 817 **Name** _____

Inspection Date 12-OCT-2014 **Inspection Level 2** [X] **Level 3** [ ] **Underwater** [ ]

Pictures

** All images printed for this report.

Id 207270 **Date** 12-OCT-2014

Film / Exposure Number 25 **Sketch No**

Description Tree growing

Mod	Category	Number	Comp Code	Comp No
O	P	6	H	



Id 207283 **Date** 12-OCT-2014

Film / Exposure Number 28 **Sketch No**

Description Damaged scupper

Mod	Category	Number	Comp Code	Comp No
O	S	7	G	



Id 207284 **Date** 12-OCT-2014

Film / Exposure Number 30 **Sketch No**

Description Cracking

Mod	Category	Number	Comp Code	Comp No
O	P	7	P	1



Released under RTI - DTMR

Structure Id 817 **Name** _____

Inspection Date 12-OCT-2014 **Inspection Level 2** [X] **Level 3** [ ] **Underwater** [ ]

Pictures

** All images printed for this report.

Id 207291 **Date** 12-OCT-2014

Film / Exposure Number 29 **Sketch No**

Description Spalling

Mod	Category	Number	Comp Code	Comp No
O	S	8	XG	1



Id 207317 **Date** 12-OCT-2014

Film / Exposure Number 31 **Sketch No**

Description Spalling

Mod	Category	Number	Comp Code	Comp No
O	S	10	XG	3



Id 207327 **Date** 12-OCT-2014

Film / Exposure Number 32 **Sketch No**

Description Steel exposed

Mod	Category	Number	Comp Code	Comp No
O	S	12	G	1



Released under RTI - DTMR

Structure Id 817 **Name** _____

Inspection Date 12-OCT-2014 **Inspection Level 2** [X] **Level 3** [ ] **Underwater** [ ]

Pictures

** All images printed for this report.

Id 207332 **Date** 12-OCT-2014

Film / Exposure Number 33 **Sketch No**

Description Spalling

Mod	Category	Number	Comp Code	Comp No
O	S	12	XG	3

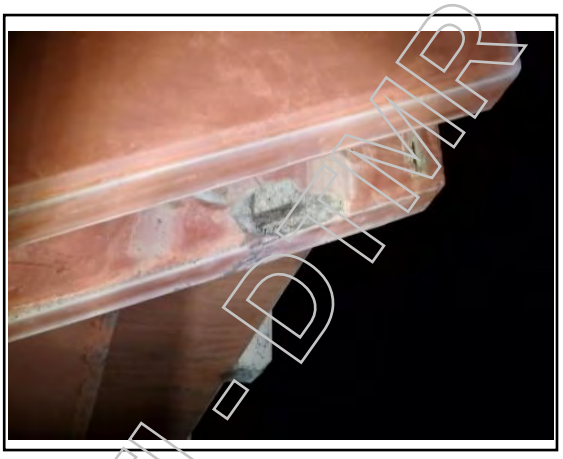

Id 207355 **Date** 12-OCT-2014

Film / Exposure Number 34 **Sketch No**

Description Badly bulging

Mod	Category	Number	Comp Code	Comp No
O	P	12	B	6



Id 207513 **Date** 12-OCT-2014

Film / Exposure Number 36 **Sketch No**

Description Blocked drainage

Mod	Category	Number	Comp Code	Comp No
O	P	14	H	



Released under RTI - DMR

Structure Id 817 **Name** _____

Inspection Date 12-OCT-2014 **Inspection Level 2** [X] **Level 3** [ ] **Underwater** [ ]

Pictures

** All images printed for this report.

Id 207522 **Date** 12-OCT-2014

Film / Exposure Number 36 **Sketch No**

Description Steel exposed

Mod	Category	Number	Comp Code	Comp No
O	S	15	XG	2



Id 207531 **Date** 12-OCT-2014

Film / Exposure Number 37 **Sketch No**

Description Spalling

Mod	Category	Number	Comp Code	Comp No
O	S	17	XG	3



Id 207607 **Date** 12-OCT-2014

Film / Exposure Number 40 **Sketch No**

Description Major bulging

Mod	Category	Number	Comp Code	Comp No
O	P	21	B	2



Released under RTI - DTMR

Structure Id 817 **Name** _____

Inspection Date 12-OCT-2014 **Inspection Level 2** [X] **Level 3** [ ] **Underwater** [ ]

Pictures

** All images printed for this report.

Id 207702 **Date** 12-OCT-2014

Film / Exposure Number 41 **Sketch No**

Description Spalling

Mod	Category	Number	Comp Code	Comp No
O	S	23	XG	1



Id 207708 **Date** 12-OCT-2014

Film / Exposure Number 42 **Sketch No**

Description Spalling

Mod	Category	Number	Comp Code	Comp No
O	S	23	XG	2



Id 207715 **Date** 12-OCT-2014

Film / Exposure Number 43 **Sketch No**

Description Damaged services

Mod	Category	Number	Comp Code	Comp No
O	S	24	D	



Released under RTI - DTMR

Structure Id 817 **Name** _____

Inspection Date 12-OCT-2014 **Inspection Level 2** [X] **Level 3** [ ] **Underwater** [ ]

Pictures

** All images printed for this report.

Id 207721 **Date** 12-OCT-2014

Film / Exposure Number 44 **Sketch No**

Description Major bulging

Mod	Category	Number	Comp Code	Comp No
O	P	24	B	2



Id 207829 **Date** 12-OCT-2014

Film / Exposure Number 45 **Sketch No**

Description Minor spall

Mod	Category	Number	Comp Code	Comp No
O	S	28	XG	2



Id 207913 **Date** 12-OCT-2014

Film / Exposure Number 46 **Sketch No**

Description Bulging & splitting

Mod	Category	Number	Comp Code	Comp No
O	P	29	B	1



Released under RTI-DTMR

Structure Id 817 **Name** _____

Inspection Date 12-OCT-2014 **Inspection Level 2** [X] **Level 3** [ ] **Underwater** [ ]

Pictures

** All images printed for this report.

Id 207919 **Date** 12-OCT-2014

Film / Exposure Number 48 **Sketch No**

Description Spalling

Mod	Category	Number	Comp Code	Comp No
O	S	31	D	1



Id 207937 **Date** 12-OCT-2014

Film / Exposure Number 47 **Sketch No**

Description Spalling

Mod	Category	Number	Comp Code	Comp No
O	S	31	XG	3



Id 208099 **Date** 12-OCT-2014

Film / Exposure Number 49 **Sketch No**

Description Spalling

Mod	Category	Number	Comp Code	Comp No
O	S	33	XG	3



Released under RTI - DTMR

Structure Id 817 **Name** _____

Inspection Date 12-OCT-2014 **Inspection Level 2** [X] **Level 3** [ ] **Underwater** [ ]

Pictures

** All images printed for this report.

Id 208156 **Date** 12-OCT-2014

Film / Exposure Number 50 **Sketch No**

Description Steel exposed

Mod	Category	Number	Comp Code	Comp No
O	S	35	XG	2



Id 208159 **Date** 12-OCT-2014

Film / Exposure Number 51 **Sketch No**

Description Spalling

Mod	Category	Number	Comp Code	Comp No
O	S	35	XG	3



Id 208253 **Date** 12-OCT-2014

Film / Exposure Number 52 **Sketch No**

Description Corroded bracket

Mod	Category	Number	Comp Code	Comp No
O	S	36	XG	3



Released under RTI - DTMR

Structure Id 817 **Name** _____

Inspection Date 12-OCT-2014 **Inspection Level 2** [X] **Level 3** [ ] **Underwater** [ ]

Pictures

** All images printed for this report.

Id 208254 **Date** 12-OCT-2014

Film / Exposure Number 53 **Sketch No**

Description Spalling

Mod	Category	Number	Comp Code	Comp No
O	S	36	XG	3



Id 208273 **Date** 12-OCT-2014

Film / Exposure Number 54 **Sketch No**

Description Major bulging

Mod	Category	Number	Comp Code	Comp No
O	P	36	B	5



Id 208293 **Date** 12-OCT-2014

Film / Exposure Number 55 **Sketch No**

Description Spalling

Mod	Category	Number	Comp Code	Comp No
O	S	37	XG	3



Released under RTI - DTMR

Structure Id 817 **Name** _____

Inspection Date 12-OCT-2014 **Inspection Level 2** [X] **Level 3** [ ] **Underwater** [ ]

Pictures

** All images printed for this report.

Id 208304 **Date** 12-OCT-2014

Film / Exposure Number 57 **Sketch No**

Description Exceptions

Mod	Category	Number	Comp Code	Comp No
O	P	37	B	



Id 208310 **Date** 12-OCT-2014

Film / Exposure Number 56 **Sketch No**

Description Corroded bracket

Mod	Category	Number	Comp Code	Comp No
O	P	37	H	



Id 208312 **Date** 12-OCT-2014

Film / Exposure Number 58 **Sketch No**

Description Spalling

Mod	Category	Number	Comp Code	Comp No
O	S	38	G	1



Released under RTI - DTMR

Level 2 Inspection Report - Photos & Sketches Record

B2/6

Sheet 19 Of 19

Structure Id 817 **Name** _____

Inspection Date 12-OCT-2014 **Inspection Level 2** [X] **Level 3** [ ] **Underwater** [ ]

Pictures

** All images printed for this report.

Id 208326 **Date** 12-OCT-2014

Film / Exposure Number 59 **Sketch No**

Description Abutment 2 compontents exceptions

Mod	Category	Number	Comp Code	Comp No
O	A	2	A	



Released under RTI - DTMR

Structure Scour Soundings Report

B2/7

Structure Id	817	**Name**	
Crossing Name	Pumicestone Channel	**Alt. Name**	Bribie Island Bridge
Structure Type	Bridge	**Owner**	MR DEPARTMENT OF MAIN R
Construction Type	Girder/Beam	**District**	407 North Coast
Construction Material	Pre-Stressed Concrete	**LGA Id**	250 MORETON BAY REGIONA
Inspector	Paul Schuler	**Date**	12-OCT-14

Inspection Level 2 [X] **Programmed** [ ] **Partial Inspection** [ ]
Level 3 [ ] **Exceptional** [ ] **Underwater** [ ]

Road Section Id	Description	S	Cway	S	RPC	Start Dist	End RPC	End Dist	TDist Start	TDist End
126	CABOOLTURE - BR	C	1	C	5	0.000	5	0.839	18.220	19.059

Sounding Location: Modification	Group	Location	Side	Permanent Reference Feature	Sounding Depth (m): Water Surface	Stream Bed: First	Previous	Rehab	Current	First Diff	Current Diff	Condition State	Critical Scour Dip	Comments
				Top of kerb, deck or concrete parapet										First Scour Survey: 18-NOV-2007 Last Stream Bed Rehab: 08-OCT-2017 Previous Scour Survey: 08-OCT-2017
O	S1	E1	U	Top Of Par		4.8	4.7		4.8	0.0	0.1	1		
O	S1	MS	U	Top Of Par		5.7	5.7		5.7	0.0	0.0	1		
O	S1	E2	U	Top Of Par		6.0	6.0		6.0	0.0	0.0	1		
O	S2	E1	U	Top Of Par		6.1	6.0		6.1	0.0	0.1	1		
O	S2	MS	U	Top Of Par		6.3	6.3		6.3	0.0	0.0	1		
O	S2	E2	U	Top Of Par		6.3	6.4		6.3	0.0	0.1	1		
O	S3	E1	U	Top Of Par		6.4	6.4		6.4	0.0	0.0	1		

Sounding Locations

Group	Location (Abbreviation) *(Describe Other (O) in comments)*	Depth (metres): CS 1 Change in depth	CS 1 Local scour depth	CS 2 Change in depth	CS 2 Local scour depth	CS 3 Change in depth	CS 3 Local scour depth	CS 4 Change in depth	CS 4 Local scour depth
Span	End1 (E1), Midspan (MS), End 2 (E2), Other (O)	<0.2	<0.5	0.2 to 0.49	0.5 to 1.99	0.5 to 1.0	2.0 to 4.0	>1.0	>4.0

Released under RTI - DTMR

Structure Scour Soundings Report

B2/7

Structure Id 817 **Name** _____

Survey Date 12-OCT-14 **Inspection Level 2** [X] **Level 3** [ ] **Underwater** [ ]

Sounding Location				Permanent Reference Feature	Sounding Depth (m)							Condition State	Critical Scour Dip	Comments
						Stream Bed								
Modification	Group	Location	Side	Top of kerb, deck or concrete parapet	Water Surface	First	Previous	Rehab	Current	First Diff	Current Diff			First Scour Survey: 18-NOV-2007 Last Stream Bed Rehab: 08-OCT-2017 Previous Scour Survey: 08-OCT-2017
O	S3	MS	U	Top Of Par		7.0	7.0		6.9	0.1	0.1	1		
O	S3	E2	U	Top Of Par		7.6	7.6		7.5	0.1	0.1	1		
O	S4	E1	U	Top Of Par		7.6	7.5		7.6	0.0	0.1	1		
O	S4	MS	U	Top Of Par		8.3	8.3		8.2	0.1	0.1	1		
O	S4	E2	U	Top Of Par		8.7	8.6		8.5	0.2	0.1	2		
O	S5	E1	U	Top Of Par		8.7	8.7		8.6	0.1	0.1	1		
O	S5	MS	U	Top Of Par		9.4	9.4		9.3	0.1	0.1	1		
O	S5	E2	U	Top Of Par		10.4	10.4		10.4	0.0	0.0	1		
O	S6	E1	U	Top Of Par		10.9	10.8		10.7	0.2	0.1	2		
O	S6	MS	U	Top Of Par		11.1	11.1		11.0	0.1	0.1	1		
O	S6	E2	U	Top Of Par		11.6	11.5		11.5	0.1	0.0	1		
O	S7	E1	U	Top Of Par		11.5	11.5		11.6	0.1	0.1	1		
O	S7	MS	U	Top Of Par		11.9	12.0		11.9	0.0	0.1	1		
O	S7	E2	U	Top Of Par		12.3	12.3		12.2	0.1	0.1	1		
O	S8	E1	U	Top Of Par		12.3	12.4		12.2	0.1	0.2	2		
O	S8	MS	U	Top Of Par		12.9	12.8		12.7	0.2	0.1	2		
O	S8	E2	U	Top Of Par		12.8	13.3		13.0	0.2	0.3	2		
O	S9	E1	U	Top Of Par		12.6	12.9		12.8	0.2	0.1	2		
O	S9	MS	U	Top Of Par		12.6	13.3		13.0	0.4	0.3	2		
O	S9	E2	U	Top Of Par		12.7	12.9		13.0	0.3	0.1	2		
O	S10	E1	U	Top Of Par		12.7	13.5		13.1	0.4	0.4	2		

Released under RTI - DTMR

Structure Scour Soundings Report

B2/7

Sheet 3 Of 12

Structure Id 817 **Name** _____

Survey Date 12-OCT-14 **Inspection Level 2** [X] **Level 3** [ ] **Underwater** [ ]

Sounding Location				Permanent Reference Feature	Sounding Depth (m)								Condition State	Critical Scour Dip	Comments
						Stream Bed									
Modification	Group	Location	Side	Top of kerb, deck or concrete parapet	Water Surface	First	Previous	Rehab	Current	First Diff	Current Diff				First Scour Survey: 18-NOV-2007 Last Stream Bed Rehab: 08-OCT-2017 Previous Scour Survey: 08-OCT-2017
O	S10	MS	U	Top Of Par		12.6	13.3		13.0	0.4	0.3		2		
O	S10	E2	U	Top Of Par		12.9	13.6		13.2	0.3	0.4		2		
O	S11	E1	U	Top Of Par		12.9	14.0		13.4	0.5	0.6		3		
O	S11	MS	U	Top Of Par		13.3	14.7		13.6	0.3	1.1		4		
O	S11	E2	U	Top Of Par		13.5	14.2		13.7	0.2	0.5		3		
O	S12	E1	U	Top Of Par		13.7	14.3		13.9	0.2	0.4		2		
O	S12	MS	U	Top Of Par		14.0	14.4		14.0	0.0	0.4		2		
O	S12	E2	U	Top Of Par		14.0	14.7		14.2	0.2	0.5		3		
O	S13	E1	U	Top Of Par		14.0	15.1		14.7	0.7	0.4		3		
O	S13	MS	U	Top Of Par		14.1	14.0		14.0	0.1	0.0		1		
O	S13	E2	U	Top Of Par		12.8	13.0		12.9	0.1	0.1		1		
O	S14	E1	U	Top Of Par		13.1	14.0		13.5	0.4	0.5		3		
O	S14	MS	U	Top Of Par		14.5	14.8		14.5	0.0	0.3		2		
O	S14	E2	U	Top Of Par		16.8	16.8		16.5	0.3	0.3		2		
O	S15	E1	U	Top Of Par		17.3	18.0		17.7	0.4	0.3		2		
O	S15	MS	U	Top Of Par		18.6	18.4		18.3	0.3	0.1		2		
O	S15	E2	U	Top Of Par		19.0	19.4		18.9	0.1	0.5		3		
O	S16	E1	U	Top Of Par		19.1	19.9		19.4	0.3	0.5		3		
O	S16	MS	U	Top Of Par		19.6	20.0		19.6	0.0	0.4		2		
O	S16	E2	U	Top Of Par		19.8	20.5		19.9	0.1	0.6		3		
O	S17	E1	U	Top Of Par		20.3	20.4		19.9	0.4	0.5		3		

Released Under RTI - DTMR

Structure Scour Soundings Report

B2/7

Structure Id 817 **Name** _____

Survey Date 12-OCT-14 **Inspection Level 2** [X] **Level 3** [ ] **Underwater** [ ]

Sounding Location				Permanent Reference Feature	Sounding Depth (m)							Condition State	Critical Scour Dip	Comments
						Stream Bed								
Modification	Group	Location	Side	Top of kerb, deck or concrete parapet	Water Surface	First	Previous	Rehab	Current	First Diff	Current Diff			First Scour Survey: 18-NOV-2007 Last Stream Bed Rehab: 08-OCT-2017 Previous Scour Survey: 08-OCT-2017
O	S17	MS	U	Top Of Par		20.1	21.1		20.5	0.4	0.6	3		
O	S17	E2	U	Top Of Par		20.5	21.0		20.5	0.0	0.5	3		
O	S18	E1	U	Top Of Par		20.4	21.4		21.0	0.6	0.4	3		
O	S18	MS	U	Top Of Par		20.0	21.0		20.4	0.4	0.6	3		
O	S18	E2	U	Top Of Par		19.6	20.2		19.8	0.2	0.4	2		
O	S19	E1	U	Top Of Par		19.9	20.8		19.9	0.0	0.9	3		
O	S19	MS	U	Top Of Par		18.9	19.4		18.9	0.0	0.5	3		
O	S19	E2	U	Top Of Par		18.6	19.4		18.9	0.3	0.5	3		
O	S20	E1	U	Top Of Par		19.5	19.4		19.0	0.5	0.4	3		
O	S20	MS	U	Top Of Par		17.7	18.5		18.0	0.3	0.5	3		
O	S20	E2	U	Top Of Par		18.8	18.5		18.0	0.8	0.5	3		
O	S21	E1	U	Top Of Par		18.6	18.6		18.3	0.3	0.3	2		
O	S21	MS	U	Top Of Par		16.6	17.0		17.0	0.4	0.0	2		
O	S21	E2	U	Top Of Par		17.3	19.0		17.0	0.3	2.0	4		
O	S22	E1	U	Top Of Par		17.8	18.0		17.8	0.0	0.2	2		
O	S22	MS	U	Top Of Par		17.5	17.2		17.0	0.5	0.2	3		
O	S22	E2	U	Top Of Par		19.4	18.4		18.0	1.4	0.4	4		
O	S23	E1	U	Top Of Par		18.8	18.8		18.2	0.6	0.6	3		
O	S23	MS	U	Top Of Par		19.2	18.8		18.6	0.6	0.2	3		
O	S23	E2	U	Top Of Par		19.5	19.0		19.2	0.3	0.2	2		
O	S24	E1	U	Top Of Par		19.1	19.4		19.2	0.1	0.2	2		

Released Under RTI - DTMR

Structure Scour Soundings Report

B2/7

Sheet 5 Of 12

Structure Id 817 **Name** _____

Survey Date 12-OCT-14 **Inspection Level 2** [X] **Level 3** [ ] **Underwater** [ ]

Sounding Location				Permanent Reference Feature	Sounding Depth (m)								Condition State	Critical Scour Dip	Comments
						Stream Bed									
Modification	Group	Location	Side	Top of kerb, deck or concrete parapet	Water Surface	First	Previous	Rehab	Current	First Diff	Current Diff				First Scour Survey: 18-NOV-2007 Last Stream Bed Rehab: 08-OCT-2017 Previous Scour Survey: 08-OCT-2017
O	S24	MS	U	Top Of Par		18.7	19.4		18.4	0.3	1.0		3		
O	S24	E2	U	Top Of Par		19.0	19.3		18.8	0.2	0.5		3		
O	S25	E1	U	Top Of Par		19.1	18.8		18.8	0.3	0.0		2		
O	S25	MS	U	Top Of Par		18.4	18.3		18.1	0.3	0.2		2		
O	S25	E2	U	Top Of Par		18.6	19.2		18.3	0.3	0.9		3		
O	S26	E1	U	Top Of Par		18.5	18.5		18.8	0.3	0.3		2		
O	S26	MS	U	Top Of Par		17.9	17.8		17.8	0.1	0.0		1		
O	S26	E2	U	Top Of Par		17.9	18.0		18.0	0.1	0.0		1		
O	S27	E1	U	Top Of Par		18.3	18.1		18.2	0.1	0.1		1		
O	S27	MS	U	Top Of Par		18.1	17.8		18.2	0.1	0.4		2		
O	S27	E2	U	Top Of Par		18.0	18.3		17.9	0.1	0.4		2		
O	S28	E1	U	Top Of Par		18.6	18.5		18.4	0.2	0.1		2		
O	S28	MS	U	Top Of Par		18.4	18.3		18.2	0.2	0.1		2		
O	S28	E2	U	Top Of Par		18.9	18.7		18.2	0.7	0.5		3		
O	S29	E1	U	Top Of Par		19.1	19.0		18.7	0.4	0.3		2		
O	S29	MS	U	Top Of Par		18.9	19.3		18.5	0.4	0.8		3		
O	S29	E2	U	Top Of Par		19.0	19.0		18.6	0.4	0.4		2		
O	S30	E1	U	Top Of Par		19.0	18.9		19.0	0.0	0.1		1		
O	S30	MS	U	Top Of Par		18.8	18.3		18.6	0.2	0.3		2		
O	S30	E2	U	Top Of Par		19.2	19.4		18.7	0.5	0.7		3		
O	S31	E1	U	Top Of Par		19.1	19.3		19.4	0.3	0.1		2		

Released under RTI - DTMR

Structure Scour Soundings Report

B2/7

Structure Id 817 **Name** _____

Survey Date 12-OCT-14 **Inspection Level 2** [X] **Level 3** [ ] **Underwater** [ ]

Sounding Location				Permanent Reference Feature	Sounding Depth (m)							Condition State	Critical Scour Dip	Comments
						Stream Bed								
Modification	Group	Location	Side	Top of kerb, deck or concrete parapet	Water Surface	First	Previous	Rehab	Current	First Diff	Current Diff			First Scour Survey: 18-NOV-2007 Last Stream Bed Rehab: 08-OCT-2017 Previous Scour Survey: 08-OCT-2017
O	S31	MS	U	Top Of Par		18.6	19.8		19.0	0.4	0.8	3		
O	S31	E2	U	Top Of Par		18.8	19.4		19.0	0.2	0.4	2		
O	S32	E1	U	Top Of Par		18.8	18.5		18.8	0.0	0.3	2		
O	S32	MS	U	Top Of Par		18.7	18.9		18.6	0.1	0.3	2		
O	S32	E2	U	Top Of Par		18.7	18.8		18.4	0.3	0.4	2		
O	S33	E1	U	Top Of Par		18.8	18.9		18.4	0.4	0.5	3		
O	S33	MS	U	Top Of Par		18.2	18.8		18.1	0.1	0.7	3		
O	S33	E2	U	Top Of Par		17.1	17.6		17.0	0.1	0.6	3		
O	S34	E1	U	Top Of Par		17.1	17.2		17.0	0.1	0.2	2		
O	S34	MS	U	Top Of Par		16.8	17.0		16.6	0.2	0.4	2		
O	S34	E2	U	Top Of Par		15.6	16.6		16.4	0.8	0.2	3		
O	S35	E1	U	Top Of Par		15.6	16.0		16.0	0.4	0.0	2		
O	S35	MS	U	Top Of Par		15.0	15.2		14.7	0.3	0.5	3		
O	S35	E2	U	Top Of Par		12.9	13.2		13.0	0.1	0.2	2		
O	S36	E1	U	Top Of Par		12.4	13.2		12.6	0.2	0.6	3		
O	S36	MS	U	Top Of Par		10.3	11.0		10.6	0.3	0.4	2		
O	S36	E2	U	Top Of Par		8.1	8.6		8.6	0.5	0.0	3		
O	S37	E1	U	Top Of Par		7.9	8.1		8.3	0.4	0.2	2		
O	S37	MS	U	Top Of Par		6.9	7.2		7.0	0.1	0.2	2		
O	S37	E2	U	Top Of Par		6.5	6.4		6.3	0.2	0.1	2		
O	S38	E1	U	Top Of Par		6.3	6.1		5.9	0.4	0.2	2		

Released under RTI - DTMR

Structure Scour Soundings Report

B2/7

Structure Id 817 **Name** _____

Survey Date 12-OCT-14 **Inspection Level 2** [X] **Level 3** [ ] **Underwater** [ ]

Sounding Location				Permanent Reference Feature	Sounding Depth (m)							Condition State	Critical Scour Dip	Comments
						Stream Bed								
Modification	Group	Location	Side	Top of kerb, deck or concrete parapet	Water Surface	First	Previous	Rehab	Current	First Diff	Current Diff			First Scour Survey: 18-NOV-2007 Last Stream Bed Rehab: 08-OCT-2017 Previous Scour Survey: 08-OCT-2017
O	S1	E1	D	Top Of Par		4.6	4.6		4.6	0.0	0.0	1		
O	S1	MS	D	Top Of Par		5.5	5.5		5.6	0.1	0.1	1		
O	S1	E2	D	Top Of Par		6.0	6.0		6.0	0.0	0.0	1		
O	S2	E1	D	Top Of Par		6.0	6.0		6.0	0.0	0.0	1		
O	S2	MS	D	Top Of Par		6.2	6.2		6.2	0.0	0.0	1		
O	S2	E2	D	Top Of Par		6.3	6.3		6.2	0.1	0.1	1		
O	S3	E1	D	Top Of Par		6.4	6.4		6.3	0.1	0.1	1		
O	S3	MS	D	Top Of Par		6.9	6.9		6.8	0.1	0.1	1		
O	S3	E2	D	Top Of Par		7.3	7.3		7.3	0.0	0.0	1		
O	S4	E1	D	Top Of Par		7.5	7.5		7.5	0.0	0.0	1		
O	S4	MS	D	Top Of Par		8.1	8.1		8.1	0.0	0.0	1		
O	S4	E2	D	Top Of Par		8.6	8.6		8.6	0.0	0.0	1		
O	S5	E1	D	Top Of Par		8.6	8.6		8.6	0.0	0.0	1		
O	S5	MS	D	Top Of Par		9.0	9.0		8.9	0.1	0.1	1		
O	S5	E2	D	Top Of Par		9.3	9.3		9.4	0.1	0.1	1		
O	S6	E1	D	Top Of Par		9.4	9.4		9.4	0.0	0.0	1		
O	S6	MS	D	Top Of Par		10.7	10.7		10.5	0.2	0.2	2		
O	S6	E2	D	Top Of Par		11.7	11.7		11.4	0.3	0.3	2		
O	S7	E1	D	Top Of Par		11.6	11.6		11.4	0.2	0.2	2		
O	S7	MS	D	Top Of Par		12.1	12.1		11.9	0.2	0.2	2		
O	S7	E2	D	Top Of Par		13.0	13.0		12.6	0.4	0.4	2		

Released Under RTI - DTMR

Structure Scour Soundings Report

B2/7

Sheet 8 Of 12

Structure Id 817 **Name** _____

Survey Date 12-OCT-14 **Inspection Level 2** [X] **Level 3** [ ] **Underwater** [ ]

Sounding Location				Permanent Reference Feature	Sounding Depth (m)								Condition State	Critical Scour Dip	Comments
						Stream Bed									
Modification	Group	Location	Side	Top of kerb, deck or concrete parapet	Water Surface	First	Previous	Rehab	Current	First Diff	Current Diff				First Scour Survey: 18-NOV-2007 Last Stream Bed Rehab: 08-OCT-2017 Previous Scour Survey: 08-OCT-2017
O	S8	E1	D	Top Of Par		12.5	12.5		12.2	0.3	0.3		2		
O	S8	MS	D	Top Of Par		13.2	13.2		12.6	0.6	0.6		3		
O	S8	E2	D	Top Of Par		13.1	13.1		12.7	0.4	0.4		2		
O	S9	E1	D	Top Of Par		13.2	13.2		12.8	0.4	0.4		2		
O	S9	MS	D	Top Of Par		13.3	13.3		13.3	0.0	0.0		1		
O	S9	E2	D	Top Of Par		13.4	13.4		13.3	0.1	0.1		1		
O	S10	E1	D	Top Of Par		13.2	13.2		13.4	0.2	0.2		2		
O	S10	MS	D	Top Of Par		13.1	13.1		13.3	0.2	0.2		2		
O	S10	E2	D	Top Of Par		13.0	13.0		13.1	0.1	0.1		1		
O	S11	E1	D	Top Of Par		13.3	13.3		12.9	0.4	0.4		2		
O	S11	MS	D	Top Of Par		13.7	13.7		13.3	0.4	0.4		2		
O	S11	E2	D	Top Of Par		14.1	14.1		13.6	0.5	0.5		3		
O	S12	E1	D	Top Of Par		13.9	13.9		13.6	0.3	0.3		2		
O	S12	MS	D	Top Of Par		15.2	15.2		14.8	0.4	0.4		2		
O	S12	E2	D	Top Of Par		14.7	14.7		14.6	0.1	0.1		1		
O	S13	E1	D	Top Of Par		14.6	14.6		14.3	0.3	0.3		2		
O	S13	MS	D	Top Of Par		14.2	14.2		13.9	0.3	0.3		2		
O	S13	E2	D	Top Of Par		13.6	13.6		13.0	0.6	0.6		3		
O	S14	E1	D	Top Of Par		13.6	13.6		13.0	0.6	0.6		3		
O	S14	MS	D	Top Of Par		15.1	15.1		14.5	0.6	0.6		3		
O	S14	E2	D	Top Of Par		17.5	17.5		16.6	0.9	0.9		3		

Released Under RTI - DTMR

Structure Scour Soundings Report

B2/7

Sheet 9 Of 12

Structure Id 817 **Name** _____

Survey Date 12-OCT-14 **Inspection Level 2** [X] **Level 3** [ ] **Underwater** [ ]

Sounding Location				Permanent Reference Feature	Sounding Depth (m)								Condition State	Critical Scour Dip	Comments
						Stream Bed									
Modification	Group	Location	Side	Top of kerb, deck or concrete parapet	Water Surface	First	Previous	Rehab	Current	First Diff	Current Diff				First Scour Survey: 18-NOV-2007 Last Stream Bed Rehab: 08-OCT-2017 Previous Scour Survey: 08-OCT-2017
O	S15	E1	D	Top Of Par		17.4	17.4		16.8	0.6	0.6		3		
O	S15	MS	D	Top Of Par		18.3	18.3		17.8	0.5	0.5		3		
O	S15	E2	D	Top Of Par		20.4	20.4		19.5	0.9	0.9		3		
O	S16	E1	D	Top Of Par		19.6	19.6		19.3	0.3	0.3		2		
O	S16	MS	D	Top Of Par		20.7	20.7		19.9	0.8	0.8		3		
O	S16	E2	D	Top Of Par		20.7	20.7		19.9	0.8	0.8		3		
O	S17	E1	D	Top Of Par		20.5	20.5		19.9	0.6	0.6		3		
O	S17	MS	D	Top Of Par		20.6	20.6		19.9	0.7	0.7		3		
O	S17	E2	D	Top Of Par		21.0	21.0		20.4	0.6	0.6		3		
O	S18	E1	D	Top Of Par		20.5	20.5		20.0	0.5	0.5		3		
O	S18	MS	D	Top Of Par		21.4	21.4		20.5	0.9	0.9		3		
O	S18	E2	D	Top Of Par		21.2	21.2		20.6	0.6	0.6		3		
O	S19	E1	D	Top Of Par		20.8	20.8		20.7	0.1	0.1		1		
O	S19	MS	D	Top Of Par		20.4	20.4		19.6	0.8	0.8		3		
O	S19	E2	D	Top Of Par		20.4	20.4		19.6	0.8	0.8		3		
O	S20	E1	D	Top Of Par		20.0	20.0		19.4	0.6	0.6		3		
O	S20	MS	D	Top Of Par		19.3	19.3		19.0	0.3	0.3		2		
O	S20	E2	D	Top Of Par		20.1	20.1		19.3	0.8	0.8		3		
O	S21	E1	D	Top Of Par		19.8	19.8		19.1	0.7	0.7		3		
O	S21	MS	D	Top Of Par		19.0	19.0		18.2	0.8	0.8		3		
O	S21	E2	D	Top Of Par		18.8	18.8		18.3	0.5	0.5		3		

Released Under RTI - DTMR

Structure Scour Soundings Report

B2/7

Sheet 10 Of 12

Structure Id 817 **Name** _____

Survey Date 12-OCT-14 **Inspection Level 2** [X] **Level 3** [ ] **Underwater** [ ]

Sounding Location				Permanent Reference Feature	Sounding Depth (m)								Condition State	Critical Scour Dip	Comments
						Stream Bed									
Modification	Group	Location	Side	Top of kerb, deck or concrete parapet	Water Surface	First	Previous	Rehab	Current	First Diff	Current Diff				First Scour Survey: 18-NOV-2007 Last Stream Bed Rehab: 08-OCT-2017 Previous Scour Survey: 08-OCT-2017
O	S22	E1	D	Top Of Par		19.2	19.2		18.8	0.4	0.4		2		
O	S22	MS	D	Top Of Par		18.6	18.6		18.0	0.6	0.6		3		
O	S22	E2	D	Top Of Par		19.1	19.1		18.6	0.5	0.5		3		
O	S23	E1	D	Top Of Par		18.8	18.8		18.7	0.1	0.1		1		
O	S23	MS	D	Top Of Par		19.1	19.1		18.6	0.5	0.5		3		
O	S23	E2	D	Top Of Par		19.5	19.5		19.0	0.5	0.5		3		
O	S24	E1	D	Top Of Par		19.6	19.6		19.2	0.4	0.4		2		
O	S24	MS	D	Top Of Par		19.6	19.6		19.1	0.5	0.5		3		
O	S24	E2	D	Top Of Par		19.0	19.0		18.8	0.2	0.2		2		
O	S25	E1	D	Top Of Par		18.2	18.2		18.4	0.2	0.2		2		
O	S25	MS	D	Top Of Par		17.9	17.9		17.9	0.0	0.0		1		
O	S25	E2	D	Top Of Par		18.6	18.6		17.9	0.7	0.7		3		
O	S26	E1	D	Top Of Par		18.6	18.6		18.1	0.5	0.5		3		
O	S26	MS	D	Top Of Par		18.6	18.6		17.9	0.7	0.7		3		
O	S26	E2	D	Top Of Par		18.2	18.2		18.0	0.2	0.2		2		
O	S27	E1	D	Top Of Par		18.5	18.5		18.0	0.5	0.5		3		
O	S27	MS	D	Top Of Par		17.8	17.8		17.8	0.0	0.0		1		
O	S27	E2	D	Top Of Par		18.0	18.0		18.0	0.0	0.0		1		
O	S28	E1	D	Top Of Par		18.3	18.3		17.8	0.5	0.5		3		
O	S28	MS	D	Top Of Par		18.0	18.0		18.1	0.1	0.1		1		
O	S28	E2	D	Top Of Par		18.5	18.5		18.3	0.2	0.2		2		

Released Under RTI - DTMR

Structure Scour Soundings Report

B2/7

Sheet 11 Of 12

Structure Id 817 **Name** _____

Survey Date 12-OCT-14 **Inspection Level 2** [X] **Level 3** [ ] **Underwater** [ ]

Sounding Location				Permanent Reference Feature	Sounding Depth (m)								Condition State	Critical Scour Dip	Comments
						Stream Bed									
Modification	Group	Location	Side	Top of kerb, deck or concrete parapet	Water Surface	First	Previous	Rehab	Current	First Diff	Current Diff				First Scour Survey: 18-NOV-2007 Last Stream Bed Rehab: 08-OCT-2017 Previous Scour Survey: 08-OCT-2017
O	S29	E1	D	Top Of Par		18.3	18.3		18.5	0.2	0.2		2		
O	S29	MS	D	Top Of Par		18.4	18.4		18.5	0.1	0.1		1		
O	S29	E2	D	Top Of Par		18.7	18.7		18.8	0.1	0.1		1		
O	S30	E1	D	Top Of Par		18.6	18.6		18.9	0.3	0.3		2		
O	S30	MS	D	Top Of Par		19.3	19.3		18.8	0.5	0.5		3		
O	S30	E2	D	Top Of Par		18.6	18.6		18.5	0.1	0.1		1		
O	S31	E1	D	Top Of Par		18.4	18.4		18.5	0.1	0.1		1		
O	S31	MS	D	Top Of Par		18.2	18.2		18.2	0.0	0.0		1		
O	S31	E2	D	Top Of Par		18.2	18.2		18.2	0.0	0.0		1		
O	S32	E1	D	Top Of Par		18.1	18.1		18.4	0.3	0.3		2		
O	S32	MS	D	Top Of Par		18.2	18.2		17.9	0.3	0.3		2		
O	S32	E2	D	Top Of Par		18.0	18.0		17.8	0.2	0.2		2		
O	S33	E1	D	Top Of Par		18.0	18.0		17.9	0.1	0.1		1		
O	S33	MS	D	Top Of Par		18.0	18.0		17.8	0.2	0.2		2		
O	S33	E2	D	Top Of Par		16.9	16.9		17.1	0.2	0.2		2		
O	S34	E1	D	Top Of Par		16.9	16.9		17.0	0.1	0.1		1		
O	S34	MS	D	Top Of Par		16.7	16.7		16.5	0.2	0.2		2		
O	S34	E2	D	Top Of Par		15.5	15.5		15.5	0.0	0.0		1		
O	S35	E1	D	Top Of Par		15.3	15.3		15.2	0.1	0.1		1		
O	S35	MS	D	Top Of Par		14.8	14.8		14.7	0.1	0.1		1		
O	S35	E2	D	Top Of Par		12.6	12.6		12.5	0.1	0.1		1		

Released Under RTI - DTMR

Structure Scour Soundings Report

B2/7

Structure Id 817 **Name** _____

Survey Date 12-OCT-14 **Inspection Level 2** [X] **Level 3** [ ] **Underwater** [ ]

Sounding Location				Permanent Reference Feature	Sounding Depth (m)							Condition State	Critical Scour Dip	Comments
						Stream Bed								
Modification	Group	Location	Side	Top of kerb, deck or concrete parapet	Water Surface	First	Previous	Rehab	Current	First Diff	Current Diff			First Scour Survey: 18-NOV-2007 Last Stream Bed Rehab: 08-OCT-2017 Previous Scour Survey: 08-OCT-2017
O	S36	E1	D	Top Of Par		12.1	12.1		12.3	0.2	0.2	2		
O	S36	MS	D	Top Of Par		11.5	11.5		11.0	0.5	0.5	3		
O	S36	E2	D	Top Of Par		8.8	8.8		9.1	0.3	0.3	2		
O	S37	E1	D	Top Of Par		8.3	8.3		8.8	0.5	0.5	3		
O	S37	MS	D	Top Of Par		7.2	7.2		7.4	0.2	0.2	2		
O	S37	E2	D	Top Of Par		6.5	6.5		6.4	0.1	0.1	1		
O	S38	E1	D	Top Of Par		6.4	6.4		6.0	0.4	0.4	2		
O	S38	MS	D	Top Of Par		4.4	4.4		3.6	0.8	0.8	3		

Released under RTI - DTMR

Structure Maintenance Schedule

M1

Structure Id 817 Name

Crossing Name Pumicestone Channel Alt. Name Bribie Island Bridge

Structure Type Bridge Owner MR DEPARTMENT OF MAIN RO

Construction Type Girder/Beam District 407 North Coast

Construction Material Pre-Stressed Concrete LGA Id 250 MORETON BAY REGIONAI

Inspector Paul Schuler Date 12-OCT-2014

Inspection Level 1 [ ] 2 [X] 3 [ ] Overall Condition Rating 3 Underwater [ ]

Vermin Screens [ ] Security Measures [ ]

Road Section Id	Description	S	Cway	S	Start RPC	Start Dist	End RPC	End Dist	TDist Start	TDist End

Inspector's Comments

Steward's Comments

Vermin Screen Comments

Security Measures Comments

Total Maintenance Backlog Amount $ 224250

Released under RTI - DTMR

Structure Id 817 **Name** _____

Inspection Date 12-OCT-2014 **Inspection Level 1** [ ] **2** [X] **3** [ ]

Defect Location and Details (from B2 forms)

Component Location (Modification/Group/Component/Standard Number O / A1 / B1 / 42O

Component Description Bearings **Significance** 1[ ] 2[X] 3[ ] 4[ ]

Defect Details **Condition State** 1[ ] 2[ ] 3[X] 4[ ]

All bearings bulging & splitting refer ph09,
Monitor.

Activity No	Description	Unit	Quantity	Unit Rate	Amount	Priority	Completed
720I5	Monitor Inspection	EA	1	200	200		N

Sub-total $ 200

Defect Location and Details (from B2 forms)

Component Location (Modification/Group/Component/Standard Number O / A1 / BR1 / 2C

Component Description Bridge Barriers **Significance** 1[X] 2[ ] 3[ ] 4[ ]

Defect Details **Condition State** 1[ ] 2[ ] 3[X] 4[ ]

All concrete barriers have badly flaking paint ph06,
Fix- clean & repaint all concrete barriers with programmed maintenance prior to next inspection.
This includes all spans, Price on application.

Activity No	Description	Unit	Quantity	Unit Rate	Amount	Priority	Completed

Sub-total $ _____

Defect Location and Details (from B2 forms)

Component Location (Modification/Group/Component/Standard Number O / A2 / BR1 / 2C

Component Description Bridge Barriers **Significance** 1[X] 2[ ] 3[ ] 4[ ]

Defect Details **Condition State** 1[ ] 2[ ] 3[X] 4[ ]

All concrete barriers have badly flaking paint ph06,
Fix- clean & repaint all concrete barriers with programmed maintenance prior to next inspection.
This includes all spans, Price on application.

Activity No	Description	Unit	Quantity	Unit Rate	Amount	Priority	Completed

Sub-total $ _____

Released under RTI - DTMR

Structure Id 817 **Name** _____

Inspection Date 12-OCT-2014 **Inspection Level 1** [ ] **2** [X] **3** [ ]

Defect Location and Details (from B2 forms)

Component Location (Modification/Group/Component/Standard Number O / AP1 / AP / 70O

Component Description Approach **Significance** 1[ ] 2[X] 3[ ] 4[ ]

Defect Details **Condition State** 1[ ] 2[ ] 3[X] 4[ ]

80mm crack at relieving slab ph04, longitudnal & transverse cracks up to 10mm ph75,
Fix- recommend excavate & relay 83m2 of asphalt with programmed maintenance prior to next inspection.

Activity No	Description	Unit	Quantity	Unit Rate	Amount	Priority	Completed
900A3	Traffic management (including TMP)	P/SUM	1	1900	1900		N
157	Excavate and Replace Asphalt	t	23	1300	29900		N

Sub-total $ 31800

Defect Location and Details (from B2 forms)

Component Location (Modification/Group/Component/Standard Number O / AP2 / AP / 70O

Component Description Approach **Significance** 1[ ] 2[X] 3[ ] 4[ ]

Defect Details **Condition State** 1[ ] 2[ ] 3[X] 4[ ]

Potholing & breaking up ph60 & 61,
Fix- recommend excavate & relay 25m2 of asphalt with programmed maintenance prior to next inspection.

Activity No	Description	Unit	Quantity	Unit Rate	Amount	Priority	Completed
157	Excavate and Replace Asphalt	t	7	1300	9100		N
900A3	Traffic management (including TMP)	P/SUM	1	1900	1900		N

Sub-total $ 11000

Defect Location and Details (from B2 forms)

Component Location (Modification/Group/Component/Standard Number O / P1 / B1 / 42O

Component Description Bearings **Significance** 1[ ] 2[X] 3[ ] 4[ ]

Defect Details **Condition State** 1[ ] 2[ ] 3[X] 4[ ]

All bulging & splitting refer ph09,
Monitor.

Activity No	Description	Unit	Quantity	Unit Rate	Amount	Priority	Completed
720I5	Monitor Inspection	EA	1	200	200		N

Sub-total $ 200

Released under RTI - DTMR

Structure Id 817 **Name**

Inspection Date 12-OCT-2014 **Inspection Level 1** [ ] **2** [X] **3** [ ]

Defect Location and Details (from B2 forms)

Component Location (Modification/Group/Component/Standard Number O / P2 / B1 / 42O

Component Description Bearings **Significance** 1[ ] 2[X] 3[ ] 4[ ]

Defect Details **Condition State** 1[ ] 2[ ] 3[X] 4[ ]

All bulging & splitting refer ph09, Monitor.

Activity No	Description	Unit	Quantity	Unit Rate	Amount	Priority	Completed
720I5	Monitor Inspection	EA	1	200	200		N

Sub-total $ 200

Defect Location and Details (from B2 forms)

Component Location (Modification/Group/Component/Standard Number O / P3 / B1 / 42O

Component Description Bearings **Significance** 1[ ] 2[X] 3[ ] 4[ ]

Defect Details **Condition State** 1[ ] 2[ ] 3[X] 4[ ]

All bulging & splitting refer ph09, Monitor.

Activity No	Description	Unit	Quantity	Unit Rate	Amount	Priority	Completed
720I5	Monitor Inspection	EA	1	200	200		N

Sub-total $ 200

Defect Location and Details (from B2 forms)

Component Location (Modification/Group/Component/Standard Number O / P4 / B1 / 42O

Component Description Bearings **Significance** 1[ ] 2[X] 3[ ] 4[ ]

Defect Details **Condition State** 1[ ] 2[ ] 3[X] 4[ ]

All bulging & splitting refer ph09, Monitor.

Activity No	Description	Unit	Quantity	Unit Rate	Amount	Priority	Completed
720I5	Monitor Inspection	EA	1	200	200		N

Sub-total $ 200

Released under RTI - DTMR

Structure Maintenance Schedule

M1 | **Sheet** 5 of 49

Structure Id 817 **Name** _____

Inspection Date 12-OCT-2014 **Inspection Level 1** [ ] **2** [X] **3** [ ]

Defect Location and Details (from B2 forms)

Component Location (Modification/Group/Component/Standard Number **O / P5 / B1 / 42O**

Component Description Bearings **Significance** 1[ ] 2[X] 3[ ] 4[ ]

Defect Details **Condition State** 1[ ] 2[ ] 3[X] 4[ ]

All bulging & splitting refer ph09,
Monitor.

Activity No	Description	Unit	Quantity	Unit Rate	Amount	Priority	Completed
720I5	Monitor Inspection	EA	1	200	200		N

Sub-total $ 200

Defect Location and Details (from B2 forms)

Component Location (Modification/Group/Component/Standard Number **O / P6 / B1 / 42O**

Component Description Bearings **Significance** 1[ ] 2[X] 3[ ] 4[ ]

Defect Details **Condition State** 1[ ] 2[ ] 3[X] 4[ ]

All bulging & splitting refer ph09,
Monitor.

Activity No	Description	Unit	Quantity	Unit Rate	Amount	Priority	Completed
720I5	Monitor Inspection	EA	1	200	200		N

Sub-total $ 200

Defect Location and Details (from B2 forms)

Component Location (Modification/Group/Component/Standard Number **O / P7 / B1 / 42O**

Component Description Bearings **Significance** 1[ ] 2[X] 3[ ] 4[ ]

Defect Details **Condition State** 1[ ] 2[ ] 3[X] 4[ ]

All bulging & splitting refer ph09,
Monitor.

Activity No	Description	Unit	Quantity	Unit Rate	Amount	Priority	Completed
720I5	Monitor Inspection	EA	1	200	200		N

Sub-total $ 200

Released under RTI - DTMR

Structure Maintenance Schedule

M1 | **Sheet** 6 of 49

Structure Id 817 **Name** _____

Inspection Date 12-OCT-2014 **Inspection Level 1** [ ] **2** [X] **3** [ ]

Defect Location and Details (from B2 forms)

Component Location (Modification/Group/Component/Standard Number **O / P8 / B1 / 42O**

Component Description Bearings **Significance** 1[ ] 2[X] 3[ ] 4[ ]

Defect Details **Condition State** 1[ ] 2[ ] 3[X] 4[ ]

All bulging & splitting refer ph09,
Monitor.

Activity No	Description	Unit	Quantity	Unit Rate	Amount	Priority	Completed
720I5	Monitor Inspection	EA	1	200	200		N

Sub-total $ 200

Defect Location and Details (from B2 forms)

Component Location (Modification/Group/Component/Standard Number **O / P9 / B1 / 42O**

Component Description Bearings **Significance** 1[ ] 2[X] 3[ ] 4[ ]

Defect Details **Condition State** 1[ ] 2[ ] 3[X] 4[ ]

All bulging & splitting refer ph09,
Monitor.

Activity No	Description	Unit	Quantity	Unit Rate	Amount	Priority	Completed
720I5	Monitor Inspection	EA	1	200	200		N

Sub-total $ 200

Defect Location and Details (from B2 forms)

Component Location (Modification/Group/Component/Standard Number **O / P10 / B1 / 42O**

Component Description Bearings **Significance** 1[ ] 2[X] 3[ ] 4[ ]

Defect Details **Condition State** 1[ ] 2[ ] 3[X] 4[ ]

All bulging & splitting refer ph09,
Monitor.

Activity No	Description	Unit	Quantity	Unit Rate	Amount	Priority	Completed
720I5	Monitor Inspection	EA	1	200	200		N

Sub-total $ 200

Released under RTI - DTMR

Structure Id 817 **Name** _____

Inspection Date 12-OCT-2014 **Inspection Level 1** [ ] **2** [X] **3** [ ]

Defect Location and Details (from B2 forms)

Component Location (Modification/Group/Component/Standard Number O / P11 / B1 / 42O

Component Description Bearings **Significance** 1[ ] 2[X] 3[ ] 4[ ]

Defect Details **Condition State** 1[ ] 2[ ] 3[X] 4[ ]

All bulging & splitting refer ph09,
Monitor.

Activity No	Description	Unit	Quantity	Unit Rate	Amount	Priority	Completed
720I5	Monitor Inspection	EA	1	200	200		N

Sub-total $ 200

Defect Location and Details (from B2 forms)

Component Location (Modification/Group/Component/Standard Number O / P12 / B6 / 42O

Component Description Bearings **Significance** 1[ ] 2[X] 3[ ] 4[ ]

Defect Details **Condition State** 1[ ] 2[ ] 3[ ] 4[X]

3,3,3,3,3,4.
Bearing 6 badly bulging & splitting ph34,
Fix- replace with programmed maintenance prior to next inspection.

Activity No	Description	Unit	Quantity	Unit Rate	Amount	Priority	Completed
505O7	Replacement of elastomeric / neoprene bearing pads	EA	1	20000	20000		N

Sub-total $ 20000

Defect Location and Details (from B2 forms)

Component Location (Modification/Group/Component/Standard Number O / P12 / B1 / 42O

Component Description Bearings **Significance** 1[ ] 2[X] 3[ ] 4[ ]

Defect Details **Condition State** 1[ ] 2[ ] 3[X] 4[ ]

3,3,3,3,3,4.
Bearings 1 to 5 bulging & splitting refer ph09,
Monitor.

Activity No	Description	Unit	Quantity	Unit Rate	Amount	Priority	Completed
720I5	Monitor Inspection	EA	1	200	200		N

Sub-total $ 200

Released under RTI - DTMR

Structure Id 817 **Name** _____

Inspection Date 12-OCT-2014 **Inspection Level 1** [ ] **2** [X] **3** [ ]

Defect Location and Details (from B2 forms)

Component Location (Modification/Group/Component/Standard Number O / P13 / B1 / 42O

Component Description Bearings **Significance** 1[ ] 2[X] 3[ ] 4[ ]

Defect Details **Condition State** 1[ ] 2[ ] 3[X] 4[ ]

All bulging & splitting refer ph09, Monitor.

Activity No	Description	Unit	Quantity	Unit Rate	Amount	Priority	Completed
720I5	Monitor Inspection	EA	1	200	200		N

Sub-total $ 200

Defect Location and Details (from B2 forms)

Component Location (Modification/Group/Component/Standard Number O / P14 / B1 / 42O

Component Description Bearings **Significance** 1[ ] 2[X] 3[ ] 4[ ]

Defect Details **Condition State** 1[ ] 2[ ] 3[X] 4[ ]

All bulging & splitting refer ph09, Monitor.

Activity No	Description	Unit	Quantity	Unit Rate	Amount	Priority	Completed
720I5	Monitor Inspection	EA	1	200	200		N

Sub-total $ 200

Defect Location and Details (from B2 forms)

Component Location (Modification/Group/Component/Standard Number O / P15 / B1 / 42O

Component Description Bearings **Significance** 1[ ] 2[X] 3[ ] 4[ ]

Defect Details **Condition State** 1[ ] 2[ ] 3[X] 4[ ]

All bulging & splitting refer ph09, Monitor.

Activity No	Description	Unit	Quantity	Unit Rate	Amount	Priority	Completed
720I5	Monitor Inspection	EA	1	200	200		N

Sub-total $ 200

Released under RTI - DTMR

Structure Id 817 **Name**

Inspection Date 12-OCT-2014 **Inspection Level 1** [ ] **2** [X] **3** [ ]

Defect Location and Details (from B2 forms)

Component Location (Modification/Group/Component/Standard Number O / P16 / B1 / 42O

Component Description Bearings **Significance** 1[ ] 2[X] 3[ ] 4[ ]

Defect Details **Condition State** 1[ ] 2[ ] 3[X] 4[ ]

All bulging & splitting refer ph09, Monitor.

Activity No	Description	Unit	Quantity	Unit Rate	Amount	Priority	Completed
720I5	Monitor Inspection	EA	1	200	200		N

Sub-total $ 200

Defect Location and Details (from B2 forms)

Component Location (Modification/Group/Component/Standard Number O / P17 / B1 / 42O

Component Description Bearings **Significance** 1[ ] 2[X] 3[ ] 4[ ]

Defect Details **Condition State** 1[ ] 2[ ] 3[X] 4[ ]

All bulging & splitting refer ph09, Monitor.

Activity No	Description	Unit	Quantity	Unit Rate	Amount	Priority	Completed
720I5	Monitor Inspection	EA	1	200	200		N

Sub-total $ 200

Defect Location and Details (from B2 forms)

Component Location (Modification/Group/Component/Standard Number O / P18 / B1 / 42O

Component Description Bearings **Significance** 1[ ] 2[X] 3[ ] 4[ ]

Defect Details **Condition State** 1[ ] 2[ ] 3[X] 4[ ]

All bulging & splitting refer ph09, Monitor.

Activity No	Description	Unit	Quantity	Unit Rate	Amount	Priority	Completed
720I5	Monitor Inspection	EA	1	200	200		N

Sub-total $ 200

Released under RTI - DTMR

Structure Maintenance Schedule

M1 | **Sheet** 10 of 49

Structure Id 817 **Name** _____

Inspection Date 12-OCT-2014 **Inspection Level 1** [ ] **2** [X] **3** [ ]

Defect Location and Details (from B2 forms)

Component Location (Modification/Group/Component/Standard Number **O / P19 / B1 / 42O**

Component Description Bearings **Significance** 1[ ] 2[X] 3[ ] 4[ ]

Defect Details **Condition State** 1[ ] 2[ ] 3[X] 4[ ]

All bulging & splitting refer ph09,
Monitor.

Activity No	Description	Unit	Quantity	Unit Rate	Amount	Priority	Completed
720I5	Monitor Inspection	EA	1	200	200		N

Sub-total $ 200

Defect Location and Details (from B2 forms)

Component Location (Modification/Group/Component/Standard Number **O / P20 / B1 / 42O**

Component Description Bearings **Significance** 1[ ] 2[X] 3[ ] 4[ ]

Defect Details **Condition State** 1[ ] 2[ ] 3[X] 4[ ]

All bulging & splitting refer ph09,
Monitor.

Activity No	Description	Unit	Quantity	Unit Rate	Amount	Priority	Completed
720I5	Monitor Inspection	EA	1	200	200		N

Sub-total $ 200

Defect Location and Details (from B2 forms)

Component Location (Modification/Group/Component/Standard Number **O / P21 / B1 / 42O**

Component Description Bearings **Significance** 1[ ] 2[X] 3[ ] 4[ ]

Defect Details **Condition State** 1[ ] 2[ ] 3[X] 4[ ]

3,4,3,3,3,3.
5 bearings bulging & splitting refer ph09,
Monitor.

Activity No	Description	Unit	Quantity	Unit Rate	Amount	Priority	Completed
720I5	Monitor Inspection	EA	1	200	200		N

Sub-total $ 200

Released under RTI - DTMR

Structure Maintenance Schedule

M1 | **Sheet** 11 of 49

Structure Id 817 **Name** _____

Inspection Date 12-OCT-2014 **Inspection Level 1** [ ] **2** [X] **3** [ ]

Defect Location and Details (from B2 forms)

Component Location (Modification/Group/Component/Standard Number **O / P21 / B2 / 42O**

Component Description Bearings **Significance** 1[ ] 2[X] 3[ ] 4[ ]

Defect Details **Condition State** 1[ ] 2[ ] 3[ ] 4[X]

3,4,3,3,3,3.
Bearing 2 major bulging ph40,
Fix- replace B2 with programmed maintenance prior to next inspection.

Activity No	Description	Unit	Quantity	Unit Rate	Amount	Priority	Completed
505O7	Replacement of elastomeric / neoprene bearing pads	EA	1	20000	20000		N

Sub-total $ 20000

Defect Location and Details (from B2 forms)

Component Location (Modification/Group/Component/Standard Number **O / P22 / B1 / 42O**

Component Description Bearings **Significance** 1[ ] 2[X] 3[ ] 4[ ]

Defect Details **Condition State** 1[ ] 2[ ] 3[X] 4[ ]

All bulging & splitting refer ph09,
Monitor.

Activity No	Description	Unit	Quantity	Unit Rate	Amount	Priority	Completed
720I5	Monitor Inspection	EA	1	200	200		N

Sub-total $ 200

Defect Location and Details (from B2 forms)

Component Location (Modification/Group/Component/Standard Number **O / P23 / B1 / 42O**

Component Description Bearings **Significance** 1[ ] 2[X] 3[ ] 4[ ]

Defect Details **Condition State** 1[ ] 2[ ] 3[X] 4[ ]

All bulging & splitting refer ph09,
Monitor.

Activity No	Description	Unit	Quantity	Unit Rate	Amount	Priority	Completed
720I5	Monitor Inspection	EA	1	200	200		N

Sub-total $ 200

Released under RTI - DTMR

Structure Maintenance Schedule

M1 | **Sheet** 12 of 49

Structure Id 817 **Name** _____

Inspection Date 12-OCT-2014 **Inspection Level 1** [ ] **2** [X] **3** [ ]

Defect Location and Details (from B2 forms)

Component Location (Modification/Group/Component/Standard Number O / P24 / B1 / 42O

Component Description Bearings **Significance** 1[ ] 2[X] 3[ ] 4[ ]

Defect Details **Condition State** 1[ ] 2[ ] 3[X] 4[ ]

3,4,3,3,3,3.
5 bearings bulging & splitting refer ph09,
Monitor.

Activity No	Description	Unit	Quantity	Unit Rate	Amount	Priority	Completed
720I5	Monitor Inspection	EA	1	200	200		N

Sub-total $ 200

Defect Location and Details (from B2 forms)

Component Location (Modification/Group/Component/Standard Number O / P24 / B2 / 42O

Component Description Bearings **Significance** 1[ ] 2[X] 3[ ] 4[ ]

Defect Details **Condition State** 1[ ] 2[ ] 3[ ] 4[X]

3,4,3,3,3,3.
Bearing 2 major bulging ph44,
Fix- replace B2 with programmed maintenance prior to next inspection.

Activity No	Description	Unit	Quantity	Unit Rate	Amount	Priority	Completed
505O7	Replacement of elastomeric / neoprene bearing pads	EA	1	20000	20000		N

Sub-total $ 20000

Defect Location and Details (from B2 forms)

Component Location (Modification/Group/Component/Standard Number O / P25 / B1 / 42O

Component Description Bearings **Significance** 1[ ] 2[X] 3[ ] 4[ ]

Defect Details **Condition State** 1[ ] 2[ ] 3[X] 4[ ]

All bulging & splitting refer ph09,
Monitor.

Activity No	Description	Unit	Quantity	Unit Rate	Amount	Priority	Completed
720I5	Monitor Inspection	EA	1	200	200		N

Sub-total $ 200

Released under RTI - DTMR

Structure Id 817 **Name**

Inspection Date 12-OCT-2014 **Inspection Level 1** [ ] **2** [X] **3** [ ]

Defect Location and Details (from B2 forms)

Component Location (Modification/Group/Component/Standard Number O / P26 / B1 / 42O

Component Description Bearings **Significance** 1[ ] 2[X] 3[ ] 4[ ]

Defect Details **Condition State** 1[ ] 2[ ] 3[X] 4[ ]

All bulging & splitting refer ph09, Monitor.

Activity No	Description	Unit	Quantity	Unit Rate	Amount	Priority	Completed
720I5	Monitor Inspection	EA	1	200	200		N

Sub-total $ 200

Defect Location and Details (from B2 forms)

Component Location (Modification/Group/Component/Standard Number O / P27 / B1 / 42O

Component Description Bearings **Significance** 1[ ] 2[X] 3[ ] 4[ ]

Defect Details **Condition State** 1[ ] 2[ ] 3[X] 4[ ]

All bulging & splitting refer ph09, Monitor.

Activity No	Description	Unit	Quantity	Unit Rate	Amount	Priority	Completed
720I5	Monitor Inspection	EA	1	200	200		N

Sub-total $ 200

Defect Location and Details (from B2 forms)

Component Location (Modification/Group/Component/Standard Number O / P28 / B1 / 42O

Component Description Bearings **Significance** 1[ ] 2[X] 3[ ] 4[ ]

Defect Details **Condition State** 1[ ] 2[ ] 3[X] 4[ ]

All bulging & splitting refer ph09, Monitor.

Activity No	Description	Unit	Quantity	Unit Rate	Amount	Priority	Completed
720I5	Monitor Inspection	EA	1	200	200		N

Sub-total $ 200

Released under RTI - DTMR

Structure Id 817 **Name** _____

Inspection Date 12-OCT-2014 **Inspection Level 1** [ ] **2** [X] **3** [ ]

Defect Location and Details (from B2 forms)

Component Location (Modification/Group/Component/Standard Number O / P29 / B1 / 42O

Component Description Bearings **Significance** 1[ ] 2[X] 3[ ] 4[ ]

Defect Details **Condition State** 1[ ] 2[ ] 3[X] 4[ ]

All bulging & splitting refer ph46,
Monitor.

Activity No	Description	Unit	Quantity	Unit Rate	Amount	Priority	Completed
720I5	Monitor Inspection	EA	1	200	200		N

Sub-total $ 200

Defect Location and Details (from B2 forms)

Component Location (Modification/Group/Component/Standard Number O / P30 / B1 / 42O

Component Description Bearings **Significance** 1[ ] 2[X] 3[ ] 4[ ]

Defect Details **Condition State** 1[ ] 2[ ] 3[X] 4[ ]

All bulging & splitting refer ph46,
Monitor.

Activity No	Description	Unit	Quantity	Unit Rate	Amount	Priority	Completed
720I5	Monitor Inspection	EA	1	200	200		N

Sub-total $ 200

Defect Location and Details (from B2 forms)

Component Location (Modification/Group/Component/Standard Number O / P31 / B1 / 42O

Component Description Bearings **Significance** 1[ ] 2[X] 3[ ] 4[ ]

Defect Details **Condition State** 1[ ] 2[ ] 3[X] 4[ ]

All bulging & splitting refer ph46,
Monitor.

Activity No	Description	Unit	Quantity	Unit Rate	Amount	Priority	Completed
720I5	Monitor Inspection	EA	1	200	200		N

Sub-total $ 200

Released under RTI - DTMR

Structure Id 817 **Name** _____

Inspection Date 12-OCT-2014 **Inspection Level 1** [ ] **2** [X] **3** [ ]

Defect Location and Details (from B2 forms)

Component Location (Modification/Group/Component/Standard Number **O / P32 / B1 / 42O**

Component Description Bearings **Significance** 1[ ] 2[X] 3[ ] 4[ ]

Defect Details **Condition State** 1[ ] 2[ ] 3[X] 4[ ]

All bulging & splitting refer ph46,
Monitor.

Activity No	Description	Unit	Quantity	Unit Rate	Amount	Priority	Completed
720I5	Monitor Inspection	EA	1	200	200		N

Sub-total $ 200

Defect Location and Details (from B2 forms)

Component Location (Modification/Group/Component/Standard Number **O / P33 / B1 / 42O**

Component Description Bearings **Significance** 1[ ] 2[X] 3[ ] 4[ ]

Defect Details **Condition State** 1[ ] 2[ ] 3[X] 4[ ]

All bulging & splitting refer ph46,
Monitor.

Activity No	Description	Unit	Quantity	Unit Rate	Amount	Priority	Completed
720I5	Monitor Inspection	EA	1	200	200		N

Sub-total $ 200

Defect Location and Details (from B2 forms)

Component Location (Modification/Group/Component/Standard Number **O / P34 / B1 / 42O**

Component Description Bearings **Significance** 1[ ] 2[X] 3[ ] 4[ ]

Defect Details **Condition State** 1[ ] 2[ ] 3[X] 4[ ]

All bulging & splitting refer ph46,
Monitor.

Activity No	Description	Unit	Quantity	Unit Rate	Amount	Priority	Completed
720I5	Monitor Inspection	EA	1	200	200		N

Sub-total $ 200

Released under RTI - DTMR

Structure Maintenance Schedule

M1 | **Sheet** 16 of 49

Structure Id 817 **Name** _____

Inspection Date 12-OCT-2014 **Inspection Level 1** [ ] **2** [X] **3** [ ]

Defect Location and Details (from B2 forms)

Component Location (Modification/Group/Component/Standard Number O / P35 / B1 / 42O

Component Description Bearings **Significance** 1[ ] 2[X] 3[ ] 4[ ]

Defect Details **Condition State** 1[ ] 2[ ] 3[X] 4[ ]

All bulging & splitting refer ph46,
Monitor.

Activity No	Description	Unit	Quantity	Unit Rate	Amount	Priority	Completed
720I5	Monitor Inspection	EA	1	200	200		N

Sub-total $ 200

Defect Location and Details (from B2 forms)

Component Location (Modification/Group/Component/Standard Number O / P36 / B1 / 42O

Component Description Bearings **Significance** 1[ ] 2[X] 3[ ] 4[ ]

Defect Details **Condition State** 1[ ] 2[ ] 3[X] 4[ ]

3,3,3,3,4,4.
Bearings 1 to 4 bulging & splitting refer ph46,
Monitor.

Activity No	Description	Unit	Quantity	Unit Rate	Amount	Priority	Completed
720I5	Monitor Inspection	EA	1	200	200		N

Sub-total $ 200

Defect Location and Details (from B2 forms)

Component Location (Modification/Group/Component/Standard Number O / P36 / B5 / 42O

Component Description Bearings **Significance** 1[ ] 2[X] 3[ ] 4[ ]

Defect Details **Condition State** 1[ ] 2[ ] 3[ ] 4[X]

3,3,3,3,4,4.
Bearings 5 & 6 major bulging ph54,
Fix- replace bearings 5 & 6 with programmed maintenance prior to next inspection.

Activity No	Description	Unit	Quantity	Unit Rate	Amount	Priority	Completed
505O7	Replacement of elastomeric / neoprene bearing pads	EA	2	20000	40000		N

Sub-total $ 40000

Released under RTI - DTMR

Structure Maintenance Schedule

M1 | **Sheet** 17 of 49

Structure Id 817 **Name** _____

Inspection Date 12-OCT-2014 **Inspection Level 1** [ ] **2** [X] **3** [ ]

Defect Location and Details (from B2 forms)

Component Location (Modification/Group/Component/Standard Number **O / P37 / B2 / 42O**

Component Description Bearings **Significance** 1[ ] 2[X] 3[ ] 4[ ]

Defect Details **Condition State** 1[ ] 2[ ] 3[X] 4[ ]

X,3,3,X,3,3,
Bearings 1 & 4 in exceptions due to ply sheeting refer insp pic 57,
All other bearings bulging & splitting refer ph46,

Activity No	Description	Unit	Quantity	Unit Rate	Amount	Priority	Completed
720I5	Monitor Inspection	EA	1	200	200		N

Sub-total $ 200

Defect Location and Details (from B2 forms)

Component Location (Modification/Group/Component/Standard Number **O / P31 / H1 / 54C**

Component Description Headstock **Significance** 1[ ] 2[ ] 3[ ] 4[X]

Defect Details **Condition State** 1[ ] 2[ ] 3[X] 4[ ]

Face 2 RHS 2 cracks up to .2mm wide , marked & dated,
Monitor.

Activity No	Description	Unit	Quantity	Unit Rate	Amount	Priority	Completed
720I5	Monitor Inspection	EA	1	200	200		N

Sub-total $ 200

Defect Location and Details (from B2 forms)

Component Location (Modification/Group/Component/Standard Number **O / P7 / P1 / 56P**

Component Description Piles **Significance** 1[ ] 2[ ] 3[ ] 4[X]

Defect Details **Condition State** 1[ ] 2[ ] 3[X] 4[ ]

Pile 1, 0.5mm crack 1.5m long ph30, unchanged from previous report,
Monitor.

Activity No	Description	Unit	Quantity	Unit Rate	Amount	Priority	Completed
720I5	Monitor Inspection	EA	1	200	200		N

Sub-total $ 200

Released under RTI - DTMR

Structure Id 817 **Name** _____

Inspection Date 12-OCT-2014 **Inspection Level 1** [ ] **2** [X] **3** [ ]

Defect Location and Details (from B2 forms)

Component Location (Modification/Group/Component/Standard Number **O / S1 / BR1 / 2C**

Component Description Bridge Barriers **Significance** 1[X] 2[ ] 3[ ] 4[ ]

Defect Details **Condition State** 1[ ] 2[ ] 3[X] 4[ ]

All concrete barriers have badly flaking paint ph06,
Fix- clean & repaint all concrete barriers with programmed maintenance prior to next inspection.
This includes all spans, Price on application.

Activity No	Description	Unit	Quantity	Unit Rate	Amount	Priority	Completed

Sub-total $ _____

Defect Location and Details (from B2 forms)

Component Location (Modification/Group/Component/Standard Number **O / S2 / BR1 / 2C**

Component Description Bridge Barriers **Significance** 1[X] 2[ ] 3[ ] 4[ ]

Defect Details **Condition State** 1[ ] 2[ ] 3[X] 4[ ]

Refer span 1.

Activity No	Description	Unit	Quantity	Unit Rate	Amount	Priority	Completed

Sub-total $ _____

Defect Location and Details (from B2 forms)

Component Location (Modification/Group/Component/Standard Number **O / S3 / BR1 / 2C**

Component Description Bridge Barriers **Significance** 1[X] 2[ ] 3[ ] 4[ ]

Defect Details **Condition State** 1[ ] 2[ ] 3[X] 4[ ]

Refer span 1.

Activity No	Description	Unit	Quantity	Unit Rate	Amount	Priority	Completed

Sub-total $ _____

Released under RTI - DTMR

Structure Maintenance Schedule

M1

Structure Id 817 **Name** _____

Inspection Date 12-OCT-2014 **Inspection Level 1** [ ] **2** [X] **3** [ ]

Defect Location and Details (from B2 forms)

Component Location (Modification/Group/Component/Standard Number **O / S4 / BR1 / 2C**

Component Description Bridge Barriers **Significance** 1[X] 2[ ] 3[ ] 4[ ]

Defect Details **Condition State** 1[ ] 2[ ] 3[X] 4[ ]

Refer span 1.

Activity No	Description	Unit	Quantity	Unit Rate	Amount	Priority	Completed

Sub-total $ _____

Defect Location and Details (from B2 forms)

Component Location (Modification/Group/Component/Standard Number **O / S5 / BR1 / 2C**

Component Description Bridge Barriers **Significance** 1[X] 2[ ] 3[ ] 4[ ]

Defect Details **Condition State** 1[ ] 2[ ] 3[X] 4[ ]

All concrete barriers have badly flaking paint ph06,
Fix- clean & repaint all concrete barriers with programmed maintenance prior to next inspection.
This includes all spans, Price on application.

Activity No	Description	Unit	Quantity	Unit Rate	Amount	Priority	Completed

Sub-total $ _____

Defect Location and Details (from B2 forms)

Component Location (Modification/Group/Component/Standard Number **O / S6 / BR1 / 2C**

Component Description Bridge Barriers **Significance** 1[X] 2[ ] 3[ ] 4[ ]

Defect Details **Condition State** 1[ ] 2[ ] 3[X] 4[ ]

All concrete barriers have badly flaking paint ph06,
Fix- clean & repaint all concrete barriers with programmed maintenance prior to next inspection.
This includes all spans, Price on application.

Activity No	Description	Unit	Quantity	Unit Rate	Amount	Priority	Completed

Sub-total $ _____

Released under RTI - DTMR

Structure Maintenance Schedule

M1 | **Sheet** 20 of 49

Structure Id 817 **Name** _____

Inspection Date 12-OCT-2014 **Inspection Level 1** [ ] **2** [X] **3** [ ]

Defect Location and Details (from B2 forms)

Component Location (Modification/Group/Component/Standard Number **O / S7 / BR1 / 2C**

Component Description Bridge Barriers **Significance** 1[X] 2[ ] 3[ ] 4[ ]

Defect Details **Condition State** 1[ ] 2[ ] 3[X] 4[ ]

All concrete barriers have badly flaking paint ph06,
Fix- clean & repaint all concrete barriers with programmed maintenance prior to next inspection.
This includes all spans, Price on application.

Activity No	Description	Unit	Quantity	Unit Rate	Amount	Priority	Completed

Sub-total $ _____

Defect Location and Details (from B2 forms)

Component Location (Modification/Group/Component/Standard Number **O / S8 / BR1 / 2C**

Component Description Bridge Barriers **Significance** 1[X] 2[ ] 3[ ] 4[ ]

Defect Details **Condition State** 1[ ] 2[ ] 3[X] 4[ ]

All concrete barriers have badly flaking paint ph06,
Fix- clean & repaint all concrete barriers with programmed maintenance prior to next inspection.
This includes all spans, Price on application.

Activity No	Description	Unit	Quantity	Unit Rate	Amount	Priority	Completed

Sub-total $ _____

Defect Location and Details (from B2 forms)

Component Location (Modification/Group/Component/Standard Number **O / S9 / BR1 / 2C**

Component Description Bridge Barriers **Significance** 1[X] 2[ ] 3[ ] 4[ ]

Defect Details **Condition State** 1[ ] 2[ ] 3[X] 4[ ]

All concrete barriers have badly flaking paint ph06,
Fix- clean & repaint all concrete barriers with programmed maintenance prior to next inspection.
This includes all spans, Price on application.

Activity No	Description	Unit	Quantity	Unit Rate	Amount	Priority	Completed

Sub-total $ _____

Released under RTI - DTMR

Structure Maintenance Schedule

M1

Structure Id 817 **Name** _____

Inspection Date 12-OCT-2014 **Inspection Level 1** [ ] **2** [X] **3** [ ]

Defect Location and Details (from B2 forms)

Component Location (Modification/Group/Component/Standard Number **O / S10 / BR1 / 2C**

Component Description Bridge Barriers **Significance** 1[X] 2[ ] 3[ ] 4[ ]

Defect Details **Condition State** 1[ ] 2[ ] 3[X] 4[ ]

All concrete barriers have badly flaking paint ph06,
Fix- clean & repaint all concrete barriers with programmed maintenance prior to next inspection.
This includes all spans, Price on application.

Activity No	Description	Unit	Quantity	Unit Rate	Amount	Priority	Completed

Sub-total $ _____

Defect Location and Details (from B2 forms)

Component Location (Modification/Group/Component/Standard Number **O / S11 / BR1 / 2C**

Component Description Bridge Barriers **Significance** 1[X] 2[ ] 3[ ] 4[ ]

Defect Details **Condition State** 1[ ] 2[ ] 3[X] 4[ ]

All concrete barriers have badly flaking paint ph06,
Fix- clean & repaint all concrete barriers with programmed maintenance prior to next inspection.
This includes all spans, Price on application.

Activity No	Description	Unit	Quantity	Unit Rate	Amount	Priority	Completed

Sub-total $ _____

Defect Location and Details (from B2 forms)

Component Location (Modification/Group/Component/Standard Number **O / S12 / BR1 / 2C**

Component Description Bridge Barriers **Significance** 1[X] 2[ ] 3[ ] 4[ ]

Defect Details **Condition State** 1[ ] 2[ ] 3[X] 4[ ]

All concrete barriers have badly flaking paint ph06,
Fix- clean & repaint all concrete barriers with programmed maintenance prior to next inspection.
This includes all spans, Price on application.

Activity No	Description	Unit	Quantity	Unit Rate	Amount	Priority	Completed

Sub-total $ _____

Released under RTI - DTMR

Structure Maintenance Schedule

M1 | **Sheet** 22 of 49

Structure Id 817 **Name** _____

Inspection Date 12-OCT-2014 **Inspection Level 1** [ ] **2** [X] **3** [ ]

Defect Location and Details (from B2 forms)

Component Location (Modification/Group/Component/Standard Number **O / S13 / BR1 / 2C**

Component Description Bridge Barriers **Significance** 1[X] 2[ ] 3[ ] 4[ ]

Defect Details **Condition State** 1[ ] 2[ ] 3[X] 4[ ]

All concrete barriers have badly flaking paint ph06,
Fix- clean & repaint all concrete barriers with programmed maintenance prior to next inspection.
This includes all spans, Price on application.

Activity No	Description	Unit	Quantity	Unit Rate	Amount	Priority	Completed

Sub-total $ _____

Defect Location and Details (from B2 forms)

Component Location (Modification/Group/Component/Standard Number **O / S14 / BR1 / 2C**

Component Description Bridge Barriers **Significance** 1[X] 2[ ] 3[ ] 4[ ]

Defect Details **Condition State** 1[ ] 2[ ] 3[X] 4[ ]

All concrete barriers have badly flaking paint ph06,
Fix- clean & repaint all concrete barriers with programmed maintenance prior to next inspection.
This includes all spans, Price on application.

Activity No	Description	Unit	Quantity	Unit Rate	Amount	Priority	Completed

Sub-total $ _____

Defect Location and Details (from B2 forms)

Component Location (Modification/Group/Component/Standard Number **O / S15 / BR1 / 2C**

Component Description Bridge Barriers **Significance** 1[X] 2[ ] 3[ ] 4[ ]

Defect Details **Condition State** 1[ ] 2[ ] 3[X] 4[ ]

All concrete barriers have badly flaking paint ph06,
Fix- clean & repaint all concrete barriers with programmed maintenance prior to next inspection.
This includes all spans, Price on application.

Activity No	Description	Unit	Quantity	Unit Rate	Amount	Priority	Completed

Sub-total $ _____

Released under RTI - DTMR

Structure Maintenance Schedule

M1

Structure Id 817 **Name** _____

Inspection Date 12-OCT-2014 **Inspection Level 1** [ ] **2** [X] **3** [ ]

Defect Location and Details (from B2 forms)

Component Location (Modification/Group/Component/Standard Number **O / S16 / BR1 / 2C**

Component Description Bridge Barriers **Significance** 1[X] 2[ ] 3[ ] 4[ ]

Defect Details **Condition State** 1[ ] 2[ ] 3[X] 4[ ]

All concrete barriers have badly flaking paint ph06,
Fix- clean & repaint all concrete barriers with programmed maintenance prior to next inspection.
This includes all spans, Price on application.

Activity No	Description	Unit	Quantity	Unit Rate	Amount	Priority	Completed

Sub-total $ _____

Defect Location and Details (from B2 forms)

Component Location (Modification/Group/Component/Standard Number **O / S17 / BR1 / 2C**

Component Description Bridge Barriers **Significance** 1[X] 2[ ] 3[ ] 4[ ]

Defect Details **Condition State** 1[ ] 2[ ] 3[X] 4[ ]

All concrete barriers have badly flaking paint ph06,
Fix- clean & repaint all concrete barriers with programmed maintenance prior to next inspection.
This includes all spans, Price on application.

Activity No	Description	Unit	Quantity	Unit Rate	Amount	Priority	Completed

Sub-total $ _____

Defect Location and Details (from B2 forms)

Component Location (Modification/Group/Component/Standard Number **O / S18 / BR1 / 2C**

Component Description Bridge Barriers **Significance** 1[X] 2[ ] 3[ ] 4[ ]

Defect Details **Condition State** 1[ ] 2[ ] 3[X] 4[ ]

All concrete barriers have badly flaking paint ph06,
Fix- clean & repaint all concrete barriers with programmed maintenance prior to next inspection.
This includes all spans, Price on application.

Activity No	Description	Unit	Quantity	Unit Rate	Amount	Priority	Completed

Sub-total $ _____

Released under RTI - DTMR

Structure Maintenance Schedule

M1

Structure Id 817 **Name** _____

Inspection Date 12-OCT-2014 **Inspection Level 1** [ ] **2** [X] **3** [ ]

Defect Location and Details (from B2 forms)

Component Location (Modification/Group/Component/Standard Number O / S19 / BR1 / 2C

Component Description Bridge Barriers **Significance** 1[X] 2[ ] 3[ ] 4[ ]

Defect Details **Condition State** 1[ ] 2[ ] 3[X] 4[ ]

All concrete barriers have badly flaking paint ph06,
Fix- clean & repaint all concrete barriers with programmed maintenance prior to next inspection.
This includes all spans, Price on application.

Activity No	Description	Unit	Quantity	Unit Rate	Amount	Priority	Completed

Sub-total $ _____

Defect Location and Details (from B2 forms)

Component Location (Modification/Group/Component/Standard Number O / S20 / BR1 / 2C

Component Description Bridge Barriers **Significance** 1[X] 2[ ] 3[ ] 4[ ]

Defect Details **Condition State** 1[ ] 2[ ] 3[X] 4[ ]

All concrete barriers have badly flaking paint ph06,
Fix- clean & repaint all concrete barriers with programmed maintenance prior to next inspection.
This includes all spans, Price on application.

Activity No	Description	Unit	Quantity	Unit Rate	Amount	Priority	Completed

Sub-total $ _____

Defect Location and Details (from B2 forms)

Component Location (Modification/Group/Component/Standard Number O / S21 / BR1 / 2C

Component Description Bridge Barriers **Significance** 1[X] 2[ ] 3[ ] 4[ ]

Defect Details **Condition State** 1[ ] 2[ ] 3[X] 4[ ]

All concrete barriers have badly flaking paint ph06,
Fix- clean & repaint all concrete barriers with programmed maintenance prior to next inspection.
This includes all spans, Price on application.

Activity No	Description	Unit	Quantity	Unit Rate	Amount	Priority	Completed

Sub-total $ _____

Released under RTI - DTMR

Structure Maintenance Schedule

M1 | **Sheet** 25 of 49

Structure Id 817 **Name** _____

Inspection Date 12-OCT-2014 **Inspection Level 1** [ ] **2** [X] **3** [ ]

Defect Location and Details (from B2 forms)

Component Location (Modification/Group/Component/Standard Number **O / S22 / BR1 / 2C**

Component Description Bridge Barriers **Significance** 1[X] 2[ ] 3[ ] 4[ ]

Defect Details **Condition State** 1[ ] 2[ ] 3[X] 4[ ]

All concrete barriers have badly flaking paint ph06,
Fix- clean & repaint all concrete barriers with programmed maintenance prior to next inspection.
This includes all spans, Price on application.

Activity No	Description	Unit	Quantity	Unit Rate	Amount	Priority	Completed

Sub-total $ _____

Defect Location and Details (from B2 forms)

Component Location (Modification/Group/Component/Standard Number **O / S23 / BR1 / 2C**

Component Description Bridge Barriers **Significance** 1[X] 2[ ] 3[ ] 4[ ]

Defect Details **Condition State** 1[ ] 2[ ] 3[X] 4[ ]

All concrete barriers have badly flaking paint ph06,
Fix- clean & repaint all concrete barriers with programmed maintenance prior to next inspection.
This includes all spans, Price on application.

Activity No	Description	Unit	Quantity	Unit Rate	Amount	Priority	Completed

Sub-total $ _____

Defect Location and Details (from B2 forms)

Component Location (Modification/Group/Component/Standard Number **O / S24 / BR1 / 2C**

Component Description Bridge Barriers **Significance** 1[X] 2[ ] 3[ ] 4[ ]

Defect Details **Condition State** 1[ ] 2[ ] 3[X] 4[ ]

All concrete barriers have badly flaking paint ph06,
Fix- clean & repaint all concrete barriers with programmed maintenance prior to next inspection.
This includes all spans, Price on application.

Activity No	Description	Unit	Quantity	Unit Rate	Amount	Priority	Completed

Sub-total $ _____

Released under RTI - DTMR

Structure Maintenance Schedule

M1

Structure Id 817 **Name** _____

Inspection Date 12-OCT-2014 **Inspection Level 1** [ ] **2** [X] **3** [ ]

Defect Location and Details (from B2 forms)

Component Location (Modification/Group/Component/Standard Number **O / S25 / BR1 / 2C**

Component Description Bridge Barriers **Significance** 1[X] 2[ ] 3[ ] 4[ ]

Defect Details **Condition State** 1[ ] 2[ ] 3[X] 4[ ]

All concrete barriers have badly flaking paint ph06,
Fix- clean & repaint all concrete barriers with programmed maintenance prior to next inspection.
This includes all spans, Price on application.

Activity No	Description	Unit	Quantity	Unit Rate	Amount	Priority	Completed

Sub-total $ _____

Defect Location and Details (from B2 forms)

Component Location (Modification/Group/Component/Standard Number **O / S26 / BR1 / 2C**

Component Description Bridge Barriers **Significance** 1[X] 2[ ] 3[ ] 4[ ]

Defect Details **Condition State** 1[ ] 2[ ] 3[X] 4[ ]

All concrete barriers have badly flaking paint ph06,
Fix- clean & repaint all concrete barriers with programmed maintenance prior to next inspection.
This includes all spans, Price on application.

Activity No	Description	Unit	Quantity	Unit Rate	Amount	Priority	Completed

Sub-total $ _____

Defect Location and Details (from B2 forms)

Component Location (Modification/Group/Component/Standard Number **O / S27 / BR1 / 2C**

Component Description Bridge Barriers **Significance** 1[X] 2[ ] 3[ ] 4[ ]

Defect Details **Condition State** 1[ ] 2[ ] 3[X] 4[ ]

All concrete barriers have badly flaking paint ph06,
Fix- clean & repaint all concrete barriers with programmed maintenance prior to next inspection.
This includes all spans, Price on application.

Activity No	Description	Unit	Quantity	Unit Rate	Amount	Priority	Completed

Sub-total $ _____

Released under RTI - DTMR

Structure Maintenance Schedule

M1 | Sheet 27 of 49

Structure Id 817 **Name** _____

Inspection Date 12-OCT-2014 **Inspection Level 1** [ ] **2** [X] **3** [ ]

Defect Location and Details (from B2 forms)

Component Location (Modification/Group/Component/Standard Number **O / S28 / BR1 / 2C**

Component Description Bridge Barriers **Significance** 1[X] 2[ ] 3[ ] 4[ ]

Defect Details **Condition State** 1[ ] 2[ ] 3[X] 4[ ]

All concrete barriers have badly flaking paint ph06,
Fix- clean & repaint all concrete barriers with programmed maintenance prior to next inspection.
This includes all spans, Price on application.

Activity No	Description	Unit	Quantity	Unit Rate	Amount	Priority	Completed

Sub-total $ _____

Defect Location and Details (from B2 forms)

Component Location (Modification/Group/Component/Standard Number **O / S29 / BR1 / 2C**

Component Description Bridge Barriers **Significance** 1[X] 2[ ] 3[ ] 4[ ]

Defect Details **Condition State** 1[ ] 2[ ] 3[X] 4[ ]

All concrete barriers have badly flaking paint ph06,
Fix- clean & repaint all concrete barriers with programmed maintenance prior to next inspection.
This includes all spans, Price on application.

Activity No	Description	Unit	Quantity	Unit Rate	Amount	Priority	Completed

Sub-total $ _____

Defect Location and Details (from B2 forms)

Component Location (Modification/Group/Component/Standard Number **O / S30 / BR1 / 2C**

Component Description Bridge Barriers **Significance** 1[X] 2[ ] 3[ ] 4[ ]

Defect Details **Condition State** 1[ ] 2[ ] 3[X] 4[ ]

All concrete barriers have badly flaking paint ph06,
Fix- clean & repaint all concrete barriers with programmed maintenance prior to next inspection.
This includes all spans, Price on application.

Activity No	Description	Unit	Quantity	Unit Rate	Amount	Priority	Completed

Sub-total $ _____

Released under RTI - DTMR

Structure Maintenance Schedule

M1

Structure Id 817 **Name** _____

Inspection Date 12-OCT-2014 **Inspection Level 1** [ ] **2** [X] **3** [ ]

Defect Location and Details (from B2 forms)

Component Location (Modification/Group/Component/Standard Number **O / S31 / BR1 / 2C**

Component Description Bridge Barriers **Significance** 1[X] 2[ ] 3[ ] 4[ ]

Defect Details **Condition State** 1[ ] 2[ ] 3[X] 4[ ]

All concrete barriers have badly flaking paint ph06,
Fix- clean & repaint all concrete barriers with programmed maintenance prior to next inspection.
This includes all spans, Price on application.

Activity No	Description	Unit	Quantity	Unit Rate	Amount	Priority	Completed

Sub-total $ _____

Defect Location and Details (from B2 forms)

Component Location (Modification/Group/Component/Standard Number **O / S32 / BR1 / 2C**

Component Description Bridge Barriers **Significance** 1[X] 2[ ] 3[ ] 4[ ]

Defect Details **Condition State** 1[ ] 2[ ] 3[X] 4[ ]

All concrete barriers have badly flaking paint ph06,
Fix- clean & repaint all concrete barriers with programmed maintenance prior to next inspection.
This includes all spans, Price on application.

Activity No	Description	Unit	Quantity	Unit Rate	Amount	Priority	Completed

Sub-total $ _____

Defect Location and Details (from B2 forms)

Component Location (Modification/Group/Component/Standard Number **O / S33 / BR1 / 2C**

Component Description Bridge Barriers **Significance** 1[X] 2[ ] 3[ ] 4[ ]

Defect Details **Condition State** 1[ ] 2[ ] 3[X] 4[ ]

All concrete barriers have badly flaking paint ph06,
Fix- clean & repaint all concrete barriers with programmed maintenance prior to next inspection.
This includes all spans, Price on application.

Activity No	Description	Unit	Quantity	Unit Rate	Amount	Priority	Completed

Sub-total $ _____

Released under RTI - DTMR

Structure Maintenance Schedule

M1

Structure Id 817 **Name** _____

Inspection Date 12-OCT-2014 **Inspection Level 1** [ ] **2** [X] **3** [ ]

Defect Location and Details (from B2 forms)

Component Location (Modification/Group/Component/Standard Number O / S34 / BR1 / 2C

Component Description Bridge Barriers **Significance** 1[X] 2[ ] 3[ ] 4[ ]

Defect Details **Condition State** 1[ ] 2[ ] 3[X] 4[ ]

All concrete barriers have badly flaking paint ph06,
Fix- clean & repaint all concrete barriers with programmed maintenance prior to next inspection.
This includes all spans, Price on application.

Activity No	Description	Unit	Quantity	Unit Rate	Amount	Priority	Completed

Sub-total $ _____

Defect Location and Details (from B2 forms)

Component Location (Modification/Group/Component/Standard Number O / S35 / BR1 / 2C

Component Description Bridge Barriers **Significance** 1[X] 2[ ] 3[ ] 4[ ]

Defect Details **Condition State** 1[ ] 2[ ] 3[X] 4[ ]

All concrete barriers have badly flaking paint ph06,
Fix- clean & repaint all concrete barriers with programmed maintenance prior to next inspection.
This includes all spans, Price on application.

Activity No	Description	Unit	Quantity	Unit Rate	Amount	Priority	Completed

Sub-total $ _____

Defect Location and Details (from B2 forms)

Component Location (Modification/Group/Component/Standard Number O / S36 / BR1 / 2C

Component Description Bridge Barriers **Significance** 1[X] 2[ ] 3[ ] 4[ ]

Defect Details **Condition State** 1[ ] 2[ ] 3[X] 4[ ]

All concrete barriers have badly flaking paint ph06,
Fix- clean & repaint all concrete barriers with programmed maintenance prior to next inspection.
This includes all spans, Price on application.

Activity No	Description	Unit	Quantity	Unit Rate	Amount	Priority	Completed

Sub-total $ _____

Released under RTI - DTMR

Structure Maintenance Schedule

M1 | **Sheet** 30 of 49

Structure Id 817 **Name** _____

Inspection Date 12-OCT-2014 **Inspection Level 1** [ ] **2** [X] **3** [ ]

Defect Location and Details (from B2 forms)

Component Location (Modification/Group/Component/Standard Number O / S37 / BR1 / 2C

Component Description Bridge Barriers **Significance** 1[X] 2[ ] 3[ ] 4[ ]

Defect Details **Condition State** 1[ ] 2[ ] 3[X] 4[ ]

All concrete barriers have badly flaking paint ph06,
Fix- clean & repaint all concrete barriers with programmed maintenance prior to next inspection.
This includes all spans, Price on application.

Activity No	Description	Unit	Quantity	Unit Rate	Amount	Priority	Completed

Sub-total $ _____

Defect Location and Details (from B2 forms)

Component Location (Modification/Group/Component/Standard Number O / S38 / BR1 / 2C

Component Description Bridge Barriers **Significance** 1[X] 2[ ] 3[ ] 4[ ]

Defect Details **Condition State** 1[ ] 2[ ] 3[X] 4[ ]

All concrete barriers have badly flaking paint ph06,
Fix- clean & repaint all concrete barriers with programmed maintenance prior to next inspection.
This includes all spans, Price on application.

Activity No	Description	Unit	Quantity	Unit Rate	Amount	Priority	Completed

Sub-total $ _____

Defect Location and Details (from B2 forms)

Component Location (Modification/Group/Component/Standard Number O / S31 / D1 / 20C

Component Description Deck **Significance** 1[ ] 2[ ] 3[X] 4[ ]

Defect Details **Condition State** 1[ ] 2[ ] 3[X] 4[ ]

Spalling & steel exposed between G 2 & 3 behind X G 3 ph48,
Fix- clean treat & reinstate .5m2 of concrete mortar with programmed maintenance prior to next inspection.

Activity No	Description	Unit	Quantity	Unit Rate	Amount	Priority	Completed
100C4	Treatment Preparation Grade 4 - Squaring and Removal of Concrete (be	m2	.5	3000	1500		N
105C1	Cleaning and Priming Reinforcement	P/SUM	500	1	500		N
115C3	Reinstate repair area with concrete reinstatement mortar	m2	.5	3000	1500		N

Sub-total $ 3500

Released under RTI - DTMR

Structure Id 817 **Name** _____

Inspection Date 12-OCT-2014 **Inspection Level 1** [ ] **2** [X] **3** [ ]

Defect Location and Details (from B2 forms)

Component Location (Modification/Group/Component/Standard Number O / S1 / G1 / 22P

Component Description Girders **Significance** 1[ ] 2[ ] 3[ ] 4[X]

Defect Details **Condition State** 1[ ] 2[ ] 3[X] 4[ ]

G 1 E1 spalling & steel exposed ph69,
Fix- clean treat & reinstate .3m2 of concrete mortar with programmed maintenance prior to next inspection.

Activity No	Description	Unit	Quantity	Unit Rate	Amount	Priority	Completed
100C4	Treatment Preparation Grade 4 - Squaring and Removal of Concrete (be	m2	.3	3000	900		N
105C1	Cleaning and Priming Reinforcement	P/SUM	300	1	300		N
115C3	Reinstate repair area with concrete reinstatement mortar	m2	.3	3000	900		N

Sub-total $ 2100

Defect Location and Details (from B2 forms)

Component Location (Modification/Group/Component/Standard Number O / S2 / G1 / 22P

Component Description Girders **Significance** 1[ ] 2[ ] 3[ ] 4[X]

Defect Details **Condition State** 1[ ] 2[ ] 3[X] 4[ ]

G 1 E2 steel exposed due to lack of cover ph07,
Fix- clean treat & epoxy over steel to prevent corrosion with programmed maintenance prior to next inspection.

Activity No	Description	Unit	Quantity	Unit Rate	Amount	Priority	Completed
100S3	Clean and paint steelwork	L/SUM	1	300	300		N
120C1	Apply protective coating	m2	.1	500	50		N

Sub-total $ 350

Defect Location and Details (from B2 forms)

Component Location (Modification/Group/Component/Standard Number O / S6 / G2 / 22P

Component Description Girders **Significance** 1[ ] 2[ ] 3[ ] 4[X]

Defect Details **Condition State** 1[ ] 2[ ] 3[X] 4[ ]

1,3,1.
G 2 E2 spalling & steel exposed near bearing ph24,
Fix- clean treat & reinstate .2m2 of concrete mortar with programmed maintenance prior to next inspection.

Activity No	Description	Unit	Quantity	Unit Rate	Amount	Priority	Completed
100C4	Treatment Preparation Grade 4 - Squaring and Removal of Concrete (be	m2	.2	3000	600		N
105C1	Cleaning and Priming Reinforcement	P/SUM	200	1	200		N
115C3	Reinstate repair area with concrete reinstatement mortar	m2	.2	3000	600		N

Sub-total $ 1400

Released under RTI - DTMR

Structure Maintenance Schedule

M1 | **Sheet** 32 of 49

Structure Id 817 **Name** _____

Inspection Date 12-OCT-2014 **Inspection Level 1** [ ] **2** [X] **3** [ ]

Defect Location and Details (from B2 forms)

Component Location (Modification/Group/Component/Standard Number **O / S12 / G1 / 22P**

Component Description Girders **Significance** 1[ ] 2[ ] 3[ ] 4[X]

Defect Details **Condition State** 1[ ] 2[ ] 3[X] 4[ ]

G 1 E2 steel exposed ph32,
Fix- apply protective coating to stop corrosion with programmed maintenance prior to next inspection.

Activity No	Description	Unit	Quantity	Unit Rate	Amount	Priority	Completed
105C1	Cleaning and Priming Reinforcement	P/SUM	200	1	200		N
120C1	Apply protective coating	m2	.1	3000	300		N

Sub-total $ 500

Defect Location and Details (from B2 forms)

Component Location (Modification/Group/Component/Standard Number **O / S38 / G1 / 22P**

Component Description Girders **Significance** 1[ ] 2[ ] 3[ ] 4[X]

Defect Details **Condition State** 1[ ] 2[ ] 3[X] 4[ ]

3,1,1.
G 1 E1 spalling & steel exposed ph58,
Fix- clean treat & reinstate .3m2 of concrete mortar with programmed maintenance prior to next inspection.

Activity No	Description	Unit	Quantity	Unit Rate	Amount	Priority	Completed
100C4	Treatment Preparation Grade 4 - Squaring and Removal of Concrete (be	m2	.3	3000	900		N
105C1	Cleaning and Priming Reinforcement	P/SUM	300	1	300		N
115C3	Reinstate repair area with concrete reinstatement mortar	m2	.3	3000	900		N

Sub-total $ 2100

Defect Location and Details (from B2 forms)

Component Location (Modification/Group/Component/Standard Number **O / S8 / W / 71O**

Component Description Waterway **Significance** 1[ ] 2[X] 3[ ] 4[ ]

Defect Details **Condition State** 1[ ] 2[ ] 3[X] 4[ ]

As per B2/7,
Monitor.

Activity No	Description	Unit	Quantity	Unit Rate	Amount	Priority	Completed
720I5	Monitor Inspection	EA	1	200	200		N

Sub-total $ 200

Released under RTI - DTMR

Structure Maintenance Schedule

M1 | **Sheet** 33 of 49

Structure Id 817 **Name** _____

Inspection Date 12-OCT-2014 **Inspection Level 1** [ ] **2** [X] **3** [ ]

Defect Location and Details (from B2 forms)

Component Location (Modification/Group/Component/Standard Number **O / S11 / W / 71O**

Component Description Waterway **Significance** 1[ ] 2[X] 3[ ] 4[ ]

Defect Details **Condition State** 1[ ] 2[ ] 3[ ] 4[X]

As per B2/7.
Monitor

Activity No	Description	Unit	Quantity	Unit Rate	Amount	Priority	Completed
720I5	Monitor Inspection	EA	1	200	200		N

Sub-total $ 200

Defect Location and Details (from B2 forms)

Component Location (Modification/Group/Component/Standard Number **O / S12 / W / 71O**

Component Description Waterway **Significance** 1[ ] 2[X] 3[ ] 4[ ]

Defect Details **Condition State** 1[ ] 2[ ] 3[X] 4[ ]

As per B2/7,
Monitor.

Activity No	Description	Unit	Quantity	Unit Rate	Amount	Priority	Completed
720I5	Monitor Inspection	EA	1	200	200		N

Sub-total $ 200

Defect Location and Details (from B2 forms)

Component Location (Modification/Group/Component/Standard Number **O / S13 / W / 71O**

Component Description Waterway **Significance** 1[ ] 2[X] 3[ ] 4[ ]

Defect Details **Condition State** 1[ ] 2[ ] 3[X] 4[ ]

As per B2/7,
Monitor.

Activity No	Description	Unit	Quantity	Unit Rate	Amount	Priority	Completed
720I5	Monitor Inspection	EA	1	200	200		N

Sub-total $ 200

Released under RTI - DTMR

Structure Maintenance Schedule

M1 | **Sheet** 34 of 49

Structure Id 817 **Name** _____

Inspection Date 12-OCT-2014 **Inspection Level 1** [ ] **2** [X] **3** [ ]

Defect Location and Details (from B2 forms)

Component Location (Modification/Group/Component/Standard Number **O / S14 / W / 71O**

Component Description Waterway **Significance** 1[ ] 2[X] 3[ ] 4[ ]

Defect Details **Condition State** 1[ ] 2[ ] 3[X] 4[ ]

As per B2/7,
Monitor.

Activity No	Description	Unit	Quantity	Unit Rate	Amount	Priority	Completed
720I5	Monitor Inspection	EA	1	200	200		N

Sub-total $ 200

Defect Location and Details (from B2 forms)

Component Location (Modification/Group/Component/Standard Number **O / S15 / W / 71O**

Component Description Waterway **Significance** 1[ ] 2[X] 3[ ] 4[ ]

Defect Details **Condition State** 1[ ] 2[ ] 3[X] 4[ ]

As per B2/7,
Monitor.

Activity No	Description	Unit	Quantity	Unit Rate	Amount	Priority	Completed
720I5	Monitor Inspection	EA	1	200	200		N

Sub-total $ 200

Defect Location and Details (from B2 forms)

Component Location (Modification/Group/Component/Standard Number **O / S16 / W / 71O**

Component Description Waterway **Significance** 1[ ] 2[X] 3[ ] 4[ ]

Defect Details **Condition State** 1[ ] 2[ ] 3[X] 4[ ]

As per B2/7,
Monitor.

Activity No	Description	Unit	Quantity	Unit Rate	Amount	Priority	Completed
720I5	Monitor Inspection	EA	1	200	200		N

Sub-total $ 200

Released under RTI - DTMR

Structure Maintenance Schedule

M1 | **Sheet** 35 of 49

Structure Id 817 **Name** _____

Inspection Date 12-OCT-2014 **Inspection Level 1** [ ] **2** [X] **3** [ ]

Defect Location and Details (from B2 forms)

Component Location (Modification/Group/Component/Standard Number **O / S17 / W / 71O**

Component Description Waterway **Significance** 1[ ] 2[X] 3[ ] 4[ ]

Defect Details **Condition State** 1[ ] 2[ ] 3[X] 4[ ]

As per B2/7,
Monitor.

Activity No	Description	Unit	Quantity	Unit Rate	Amount	Priority	Completed
720I5	Monitor Inspection	EA	1	200	200		N

Sub-total $ 200

Defect Location and Details (from B2 forms)

Component Location (Modification/Group/Component/Standard Number **O / S18 / W / 71O**

Component Description Waterway **Significance** 1[ ] 2[X] 3[ ] 4[ ]

Defect Details **Condition State** 1[ ] 2[ ] 3[X] 4[ ]

As per B2/7,
Monitor.

Activity No	Description	Unit	Quantity	Unit Rate	Amount	Priority	Completed
720I5	Monitor Inspection	EA	1	200	200		N

Sub-total $ 200

Defect Location and Details (from B2 forms)

Component Location (Modification/Group/Component/Standard Number **O / S19 / W / 71O**

Component Description Waterway **Significance** 1[ ] 2[X] 3[ ] 4[ ]

Defect Details **Condition State** 1[ ] 2[ ] 3[X] 4[ ]

As per B2/7,
Monitor.

Activity No	Description	Unit	Quantity	Unit Rate	Amount	Priority	Completed
720I5	Monitor Inspection	EA	1	200	200		N

Sub-total $ 200

Released under RTI - DTMR

Structure Maintenance Schedule

M1 | **Sheet** 36 of 49

Structure Id 817 **Name** _____

Inspection Date 12-OCT-2014 **Inspection Level 1** [ ] **2** [X] **3** [ ]

Defect Location and Details (from B2 forms)

Component Location (Modification/Group/Component/Standard Number **O / S20 / W / 71O**

Component Description Waterway **Significance** 1[ ] 2[X] 3[ ] 4[ ]

Defect Details **Condition State** 1[ ] 2[ ] 3[X] 4[ ]

As per B2/7,
Monitor.

Activity No	Description	Unit	Quantity	Unit Rate	Amount	Priority	Completed
720I5	Monitor Inspection	EA	1	200	200		N

Sub-total $ 200

Defect Location and Details (from B2 forms)

Component Location (Modification/Group/Component/Standard Number **O / S21 / W / 71O**

Component Description Waterway **Significance** 1[ ] 2[X] 3[ ] 4[ ]

Defect Details **Condition State** 1[ ] 2[ ] 3[ ] 4[X]

As per B2/7,
Monitor.

Activity No	Description	Unit	Quantity	Unit Rate	Amount	Priority	Completed
720I5	Monitor Inspection	EA	1	200	200		N

Sub-total $ 200

Defect Location and Details (from B2 forms)

Component Location (Modification/Group/Component/Standard Number **O / S22 / W / 71O**

Component Description Waterway **Significance** 1[ ] 2[X] 3[ ] 4[ ]

Defect Details **Condition State** 1[ ] 2[ ] 3[ ] 4[X]

As per B2/7,
Monitor.

Activity No	Description	Unit	Quantity	Unit Rate	Amount	Priority	Completed
720I5	Monitor Inspection	EA	1	200	200		N

Sub-total $ 200

Released under RTI - DTMR

Structure Maintenance Schedule

M1 | **Sheet** 37 of 49

Structure Id 817 **Name** _____

Inspection Date 12-OCT-2014 **Inspection Level 1** [ ] **2** [X] **3** [ ]

Defect Location and Details (from B2 forms)

Component Location (Modification/Group/Component/Standard Number **O / S23 / W / 71O**

Component Description Waterway **Significance** 1[ ] 2[X] 3[ ] 4[ ]

Defect Details **Condition State** 1[ ] 2[ ] 3[X] 4[ ]

As per B2/7,
Monitor.

Activity No	Description	Unit	Quantity	Unit Rate	Amount	Priority	Completed
720I5	Monitor Inspection	EA	1	200	200		N

Sub-total $ 200

Defect Location and Details (from B2 forms)

Component Location (Modification/Group/Component/Standard Number **O / S24 / W / 71O**

Component Description Waterway **Significance** 1[ ] 2[X] 3[ ] 4[ ]

Defect Details **Condition State** 1[ ] 2[ ] 3[X] 4[ ]

As per B2/7,
Monitor.

Activity No	Description	Unit	Quantity	Unit Rate	Amount	Priority	Completed
720I5	Monitor Inspection	EA	1	200	200		N

Sub-total $ 200

Defect Location and Details (from B2 forms)

Component Location (Modification/Group/Component/Standard Number **O / S25 / W / 71O**

Component Description Waterway **Significance** 1[ ] 2[X] 3[ ] 4[ ]

Defect Details **Condition State** 1[ ] 2[ ] 3[X] 4[ ]

As per B2/7,
Monitor

Activity No	Description	Unit	Quantity	Unit Rate	Amount	Priority	Completed
720I5	Monitor Inspection	EA	1	200	200		N

Sub-total $ 200

Released under RTI - DTMR

Structure Id 817 **Name** _____

Inspection Date 12-OCT-2014 **Inspection Level 1** [ ] **2** [X] **3** [ ]

Defect Location and Details (from B2 forms)

Component Location (Modification/Group/Component/Standard Number O / S26 / W / 71O

Component Description Waterway **Significance** 1[ ] 2[X] 3[ ] 4[ ]

Defect Details **Condition State** 1[ ] 2[ ] 3[X] 4[ ]

As per B2/7,
Monitor.

Activity No	Description	Unit	Quantity	Unit Rate	Amount	Priority	Completed
720I5	Monitor Inspection	EA	1	200	200		N

Sub-total $ 200

Defect Location and Details (from B2 forms)

Component Location (Modification/Group/Component/Standard Number O / S27 / W / 71O

Component Description Waterway **Significance** 1[ ] 2[X] 3[ ] 4[ ]

Defect Details **Condition State** 1[ ] 2[ ] 3[X] 4[ ]

As per B2/7,
Monitor.

Activity No	Description	Unit	Quantity	Unit Rate	Amount	Priority	Completed
720I5	Monitor Inspection	EA	1	200	200		N

Sub-total $ 200

Defect Location and Details (from B2 forms)

Component Location (Modification/Group/Component/Standard Number O / S28 / W / 71O

Component Description Waterway **Significance** 1[ ] 2[X] 3[ ] 4[ ]

Defect Details **Condition State** 1[ ] 2[ ] 3[X] 4[ ]

As per B2/7,
Monitor.

Activity No	Description	Unit	Quantity	Unit Rate	Amount	Priority	Completed
720I5	Monitor Inspection	EA	1	200	200		N

Sub-total $ 200

Released under RTI - DTMR

Structure Id 817 **Name** _____

Inspection Date 12-OCT-2014 **Inspection Level 1** [ ] **2** [X] **3** [ ]

Defect Location and Details (from B2 forms)

Component Location (Modification/Group/Component/Standard Number O / S29 / W / 71O

Component Description Waterway **Significance** 1[ ] 2[X] 3[ ] 4[ ]

Defect Details **Condition State** 1[ ] 2[ ] 3[X] 4[ ]

As per B2/7,
Monitor.

Activity No	Description	Unit	Quantity	Unit Rate	Amount	Priority	Completed
720I5	Monitor Inspection	EA	1	200	200		N

Sub-total $ 200

Defect Location and Details (from B2 forms)

Component Location (Modification/Group/Component/Standard Number O / S30 / W / 71O

Component Description Waterway **Significance** 1[ ] 2[X] 3[ ] 4[ ]

Defect Details **Condition State** 1[ ] 2[ ] 3[X] 4[ ]

As per B2/7,
Monitor.

Activity No	Description	Unit	Quantity	Unit Rate	Amount	Priority	Completed
720I5	Monitor Inspection	EA	1	200	200		N

Sub-total $ 200

Defect Location and Details (from B2 forms)

Component Location (Modification/Group/Component/Standard Number O / S31 / W / 71O

Component Description Waterway **Significance** 1[ ] 2[X] 3[ ] 4[ ]

Defect Details **Condition State** 1[ ] 2[ ] 3[X] 4[ ]

As per B2/7,
Monitor.

Activity No	Description	Unit	Quantity	Unit Rate	Amount	Priority	Completed
720I5	Monitor Inspection	EA	1	200	200		N

Sub-total $ 200

Released under RTI - DTMR

Structure Id 817 **Name** _____

Inspection Date 12-OCT-2014 **Inspection Level 1** [ ] **2** [X] **3** [ ]

Defect Location and Details (from B2 forms)

Component Location (Modification/Group/Component/Standard Number O / S33 / W / 71O

Component Description Waterway **Significance** 1[ ] 2[X] 3[ ] 4[ ]

Defect Details **Condition State** 1[ ] 2[ ] 3[X] 4[ ]

As per B2/7,
Monitor.

Activity No	Description	Unit	Quantity	Unit Rate	Amount	Priority	Completed
720I5	Monitor Inspection	EA	1	200	200		N

Sub-total $ 200

Defect Location and Details (from B2 forms)

Component Location (Modification/Group/Component/Standard Number O / S34 / W / 71O

Component Description Waterway **Significance** 1[ ] 2[X] 3[ ] 4[ ]

Defect Details **Condition State** 1[ ] 2[ ] 3[X] 4[ ]

As per B2/7,
Monitor.

Activity No	Description	Unit	Quantity	Unit Rate	Amount	Priority	Completed
720I5	Monitor Inspection	EA	1	200	200		N

Sub-total $ 200

Defect Location and Details (from B2 forms)

Component Location (Modification/Group/Component/Standard Number O / S35 / W / 71O

Component Description Waterway **Significance** 1[ ] 2[X] 3[ ] 4[ ]

Defect Details **Condition State** 1[ ] 2[ ] 3[X] 4[ ]

As per B2/7.
Monitor.

Activity No	Description	Unit	Quantity	Unit Rate	Amount	Priority	Completed
720I5	Monitor Inspection	EA	1	200	200		N

Sub-total $ 200

Released under RTI - DTMR

Structure Maintenance Schedule

M1 | **Sheet** 41 of 49

Structure Id 817 **Name** _____

Inspection Date 12-OCT-2014 **Inspection Level 1** [ ] **2** [X] **3** [ ]

Defect Location and Details (from B2 forms)

Component Location (Modification/Group/Component/Standard Number **O / S36 / W / 71O**

Component Description Waterway **Significance** 1[ ] 2[X] 3[ ] 4[ ]

Defect Details **Condition State** 1[ ] 2[ ] 3[X] 4[ ]

As per B2/7,
Monitor.

Activity No	Description	Unit	Quantity	Unit Rate	Amount	Priority	Completed
720I5	Monitor Inspection	EA	1	200	200		N

Sub-total $ 200

Defect Location and Details (from B2 forms)

Component Location (Modification/Group/Component/Standard Number **O / S37 / W / 71O**

Component Description Waterway **Significance** 1[ ] 2[X] 3[ ] 4[ ]

Defect Details **Condition State** 1[ ] 2[ ] 3[X] 4[ ]

As per B2/7,
Monitor.

Activity No	Description	Unit	Quantity	Unit Rate	Amount	Priority	Completed
720I5	Monitor Inspection	EA	1	200	200		N

Sub-total $ 200

Defect Location and Details (from B2 forms)

Component Location (Modification/Group/Component/Standard Number **O / S38 / W / 71O**

Component Description Waterway **Significance** 1[ ] 2[X] 3[ ] 4[ ]

Defect Details **Condition State** 1[ ] 2[ ] 3[X] 4[ ]

As per B2/7,
Monitor.

Activity No	Description	Unit	Quantity	Unit Rate	Amount	Priority	Completed
720I5	Monitor Inspection	EA	1	200	200		N

Sub-total $ 200

Released under RTI - DTMR

Structure Maintenance Schedule

M1 | **Sheet** 42 of 49

Structure Id 817 **Name** _____

Inspection Date 12-OCT-2014 **Inspection Level 1** [ ] **2** [X] **3** [ ]

Defect Location and Details (from B2 forms)

Component Location (Modification/Group/Component/Standard Number O / S3 / XG1 / 31C

Component Description Cross Girder **Significance** 1[ ] 2[ ] 3[X] 4[ ]

Defect Details **Condition State** 1[ ] 2[ ] 3[X] 4[ ]

3,1,3.
X G 1 outside section spalling & steel exposed ph08,
Fix- clean treat & reinstate .3m2 in total of concrete mortar with programmed maintenance prior to next inspection.

Activity No	Description	Unit	Quantity	Unit Rate	Amount	Priority	Completed
100C4	Treatment Preparation Grade 4 - Squaring and Removal of Concrete (be	m2	.3	3000	900		N
105C1	Cleaning and Priming Reinforcement	P/SUM	300	1	300		N
115C3	Reinstate repair area with concrete reinstatement mortar	m2	.3	3000	900		N

Sub-total $ 2100

Defect Location and Details (from B2 forms)

Component Location (Modification/Group/Component/Standard Number O / S3 / XG3 / 31C

Component Description Cross Girder **Significance** 1[ ] 2[ ] 3[X] 4[ ]

Defect Details **Condition State** 1[ ] 2[ ] 3[X] 4[ ]

3,1,3.
X G 3 outside section minor spalling ph10,
Fix- clean treat & reinstate .3m2 in total of concrete mortar with programmed maintenance prior to next inspection.

Activity No	Description	Unit	Quantity	Unit Rate	Amount	Priority	Completed

Sub-total $ _____

Released under RTI - DTMR

Structure Id 817 **Name** _____

Inspection Date 12-OCT-2014 **Inspection Level 1** [ ] **2** [X] **3** [ ]

Defect Location and Details (from B2 forms)

Component Location (Modification/Group/Component/Standard Number O / S5 / XG3 / 31C

Component Description Cross Girder **Significance** 1[ ] 2[ ] 3[X] 4[ ]

Defect Details **Condition State** 1[ ] 2[ ] 3[X] 4[ ]

1,1,3.
X G 3 E2 outside section spalling & steel exposed ph11,
Fix- clean treat & reinstate .2m2 of concrete mortar with programmed maintenance prior to next inspection.

Activity No	Description	Unit	Quantity	Unit Rate	Amount	Priority	Completed
100C4	Treatment Preparation Grade 4 - Squaring and Removal of Concrete (be	m2	.2	3000	600		N
105C1	Cleaning and Priming Reinforcement	P/SUM	200	1	200		N
115C3	Reinstate repair area with concrete reinstatement mortar	m2	.2	3000	600		N
900A3	Traffic management (including TMP)	P/SUM	1	1900	1900		N
945A1	Access from deck (UBIU)	P/SUM	1	4000	4000		N

Sub-total $ 7300

Defect Location and Details (from B2 forms)

Component Location (Modification/Group/Component/Standard Number O / S8 / XG1 / 31C

Component Description Cross Girder **Significance** 1[ ] 2[ ] 3[X] 4[ ]

Defect Details **Condition State** 1[ ] 2[ ] 3[X] 4[ ]

3,1,1.
X G 1 RHS outside section spalling ph29,
Fix- clean treat & reinstate .2m2 of concrete mortar with programmed maintenance prior to next inspection.

Activity No	Description	Unit	Quantity	Unit Rate	Amount	Priority	Completed
100C4	Treatment Preparation Grade 4 - Squaring and Removal of Concrete (be	m2	.2	3000	600		N
105C1	Cleaning and Priming Reinforcement	P/SUM	200	1	200		N
115C3	Reinstate repair area with concrete reinstatement mortar	m2	.2	3000	600		N

Sub-total $ 1400

Released under RTI - DTMR

Structure Id 817 **Name** _____

Inspection Date 12-OCT-2014 **Inspection Level 1** [ ] **2** [X] **3** [ ]

Defect Location and Details (from B2 forms)

Component Location (Modification/Group/Component/Standard Number O / S10 / XG3 / 31C

Component Description Cross Girder **Significance** 1[ ] 2[ ] 3[X] 4[ ]

Defect Details **Condition State** 1[ ] 2[ ] 3[X] 4[ ]

1,1,3.
X G 3 LHS outside section spalling ph31,
Fix- clean treat & reinstate .3m2 of concrete mortar with programmed maintenance prior to next inspection.

Activity No	Description	Unit	Quantity	Unit Rate	Amount	Priority	Completed
100C4	Treatment Preparation Grade 4 - Squaring and Removal of Concrete (be	m2	.3	3000	900		N
105C1	Cleaning and Priming Reinforcement	P/SUM	300	1	300		N
115C3	Reinstate repair area with concrete reinstatement mortar	m2	.3	3000	900		N
900A3	Traffic management (including TMP)	P/SUM	1	1900	1900		N
945A1	Access from deck (UBIU)	P/SUM	1	4000	4000		N

Sub-total $ 8000

Defect Location and Details (from B2 forms)

Component Location (Modification/Group/Component/Standard Number O / S12 / XG3 / 31C

Component Description Cross Girder **Significance** 1[ ] 2[ ] 3[X] 4[ ]

Defect Details **Condition State** 1[ ] 2[ ] 3[X] 4[ ]

1,1,3,
X G 3 LHS outside section spalling & steel exposed ph33,
Fix- clean treat & reinstate .3m2 of concrete mortar with programmed maintenance prior to next inspection.

Activity No	Description	Unit	Quantity	Unit Rate	Amount	Priority	Completed
100C4	Treatment Preparation Grade 4 - Squaring and Removal of Concrete (be	m2	.3	3000	900		N
105C1	Cleaning and Priming Reinforcement	P/SUM	300	1	300		N
115C3	Reinstate repair area with concrete reinstatement mortar	m2	.3	3000	900		N

Sub-total $ 2100

Released under RTI - DTMR

Structure Maintenance Schedule

M1 | **Sheet** 45 of 49

Structure Id 817 **Name** _____

Inspection Date 12-OCT-2014 **Inspection Level 1** [ ] **2** [X] **3** [ ]

Defect Location and Details (from B2 forms)

Component Location (Modification/Group/Component/Standard Number O / S15 / XG2 / 31C

Component Description Cross Girder **Significance** 1[ ] 2[ ] 3[X] 4[ ]

Defect Details **Condition State** 1[ ] 2[ ] 3[X] 4[ ]

1,3,1.
X G 2 RHS outside section steel exposed ph35,
Fix- clean treat & apply protective coating with programmed maintenance prior to next inspection.

Activity No	Description	Unit	Quantity	Unit Rate	Amount	Priority	Completed
105C1	Cleaning and Priming Reinforcement	P/SUM	300	1	300		N
120C1	Apply protective coating	m2	.1	3000	300		N

Sub-total $ 600

Defect Location and Details (from B2 forms)

Component Location (Modification/Group/Component/Standard Number O / S17 / XG3 / 31C

Component Description Cross Girder **Significance** 1[ ] 2[ ] 3[X] 4[ ]

Defect Details **Condition State** 1[ ] 2[ ] 3[X] 4[ ]

1,1,3.
X G 3 LHS outside section spalling ph37,
Fix- clean treat & reinstate .3m2 of concrete mortar with programmed maintenance prior to next inspection.

Activity No	Description	Unit	Quantity	Unit Rate	Amount	Priority	Completed
100C4	Treatment Preparation Grade 4 - Squaring and Removal of Concrete (be	m2	.3	3000	900		N
105C1	Cleaning and Priming Reinforcement	P/SUM	300	1	300		N
115C3	Reinstate repair area with concrete reinstatement mortar	m2	.3	3000	900		N

Sub-total $ 2100

Released under RTI - DTMR

Structure Id 817 **Name** _____

Inspection Date 12-OCT-2014 **Inspection Level 1** [ ] **2** [X] **3** [ ]

Defect Location and Details (from B2 forms)

Component Location (Modification/Group/Component/Standard Number O / S23 / XG1 / 31C

Component Description Cross Girder **Significance** 1[ ] 2[ ] 3[X] 4[ ]

Defect Details **Condition State** 1[ ] 2[ ] 3[X] 4[ ]

3,3,1.
X G 1 spalling & steel exposed between G 2 & 3 ph41,
Fix- clean treat & reinstate .4m2 of concrete mortar with programmed maintenance prior to next inspection, this covers both XG

Activity No	Description	Unit	Quantity	Unit Rate	Amount	Priority	Completed
100C4	Treatment Preparation Grade 4 - Squaring and Removal of Concrete (be	m2	.4	3000	1200		N
105C1	Cleaning and Priming Reinforcement	P/SUM	400	1	400		N
115C3	Reinstate repair area with concrete reinstatement mortar	m2	.4	3000	1200		N
900A3	Traffic management (including TMP)	P/SUM	1	1900	1900		N
945A1	Access from deck (UBIU)	P/SUM	1	4000	4000		N

Sub-total $ 8700

Defect Location and Details (from B2 forms)

Component Location (Modification/Group/Component/Standard Number O / S23 / XG2 / 31C

Component Description Cross Girder **Significance** 1[ ] 2[ ] 3[X] 4[ ]

Defect Details **Condition State** 1[ ] 2[ ] 3[X] 4[ ]

3,3,1.
X G 2 spalling & steel exposed between G 1 & 2 ph42,
Fix- clean treat & reinstate .4m2 of concrete mortar with programmed maintenance prior to next inspection, this covers both XG.

Activity No	Description	Unit	Quantity	Unit Rate	Amount	Priority	Completed

Sub-total $ _____

Released under RTI - DTMR

Structure Maintenance Schedule

M1

Sheet 47 of 49

Structure Id 817 **Name**

Inspection Date 12-OCT-2014 **Inspection Level 1** [ ] **2** [X] **3** [ ]

Defect Location and Details (from B2 forms)

Component Location (Modification/Group/Component/Standard Number O / S31 / XG3 / 31C

Component Description Cross Girder **Significance** 1[ ] 2[ ] 3[X] 4[ ]

Defect Details **Condition State** 1[ ] 2[ ] 3[X] 4[ ]

X G 3 spalling between G 1 & 2 ph47
Fix- clean treat & reinstate .4m2 of concrete mortar with programmed maintenance prior to next inspection.

Activity No	Description	Unit	Quantity	Unit Rate	Amount	Priority	Completed
100C4	Treatment Preparation Grade 4 - Squaring and Removal of Concrete (be	m2	.4	3000	1200		N
105C1	Cleaning and Priming Reinforcement	P/SUM	400	1	400		N
115C3	Reinstate repair area with concrete reinstatement mortar	m2	.4	3000	1200		N
900A3	Traffic management (including TMP)	P/SUM	1	1900	1900		N
945A1	Access from deck (UBIU)	P/SUM	1	4000	4000		N

Sub-total $ 8700

Defect Location and Details (from B2 forms)

Component Location (Modification/Group/Component/Standard Number O / S33 / XG3 / 31C

Component Description Cross Girder **Significance** 1[ ] 2[ ] 3[X] 4[ ]

Defect Details **Condition State** 1[ ] 2[ ] 3[X] 4[ ]

1,1,3.
X G 3 spalling between G 1 & 2 ph49,
Fix- clean treat & reinstate .4m2 of concrete mortar with programmed maintenance prior to next inspection.

Activity No	Description	Unit	Quantity	Unit Rate	Amount	Priority	Completed
100C4	Treatment Preparation Grade 4 - Squaring and Removal of Concrete (be	m2	.4	3000	1200		N
105C1	Cleaning and Priming Reinforcement	P/SUM	400	1	400		N
115C3	Reinstate repair area with concrete reinstatement mortar	m2	.4	3000	1200		N

Sub-total $ 2800

Released under RTI - DTMR

Structure Maintenance Schedule

M1 | **Sheet** 48 of 49

Structure Id 817 **Name** _____

Inspection Date 12-OCT-2014 **Inspection Level 1** [ ] **2** [X] **3** [ ]

Defect Location and Details (from B2 forms)

Component Location (Modification/Group/Component/Standard Number O / S35 / XG3 / 31C

Component Description Cross Girder **Significance** 1[ ] 2[ ] 3[X] 4[ ]

Defect Details **Condition State** 1[ ] 2[ ] 3[X] 4[ ]

1,3,3.
X G 3 spalling & steel exposed between G 1 & 2 ph51,
Fix-X G 3 clean treat & reinstate .4m2 of concrete mortar with programmed maintenance prior to next inspection.

Activity No	Description	Unit	Quantity	Unit Rate	Amount	Priority	Completed
100C4	Treatment Preparation Grade 4 - Squaring and Removal of Concrete (be	m2	.4	3000	1200		N
105C1	Cleaning and Priming Reinforcement	P/SUM	400	1	400		N
115C3	Reinstate repair area with concrete reinstatement mortar	m2	.4	3000	1200		N
900A3	Traffic management (including TMP)	P/SUM	1	1900	1900		N
945A1	Access from deck (UBIU)	P/SUM	1	4000	4000		N

Sub-total $ 8700

Defect Location and Details (from B2 forms)

Component Location (Modification/Group/Component/Standard Number O / S35 / XG2 / 31C

Component Description Cross Girder **Significance** 1[ ] 2[ ] 3[X] 4[ ]

Defect Details **Condition State** 1[ ] 2[ ] 3[X] 4[ ]

1,3,3.
X G 2 LHS steel exposed ph50,
Fix- X G 2 treat & apply protective coating ,

Activity No	Description	Unit	Quantity	Unit Rate	Amount	Priority	Completed
105C1	Cleaning and Priming Reinforcement	P/SUM	400	1	400		N
120C1	Apply protective coating	m2	1	500	500		N

Sub-total $ 900

Released under RTI - DTMR

Structure Maintenance Schedule

M1 | **Sheet** 49 of 49

Structure Id 817 **Name** _____

Inspection Date 12-OCT-2014 **Inspection Level 1** [ ] **2** [X] **3** [ ]

Defect Location and Details (from B2 forms)

Component Location (Modification/Group/Component/Standard Number O / S36 / XG3 / 31C

Component Description Cross Girder **Significance** 1[ ] 2[ ] 3[X] 4[ ]

Defect Details **Condition State** 1[ ] 2[ ] 3[X] 4[ ]

1,1,3,
X G 3 LHS spalling ph53,
Bracket holding services corroding ph52,

Activity No	Description	Unit	Quantity	Unit Rate	Amount	Priority	Completed
100C4	Treatment Preparation Grade 4 - Squaring and Removal of Concrete (be	m2	.3	3000	900		N
105C1	Cleaning and Priming Reinforcement	P/SUM	300	1	300		N
115C3	Reinstate repair area with concrete reinstatement mortar	m2	.3	3000	900		N
870R1	Replace Fasteners	P/SUM	1	300	300		N

Sub-total $ 2400

Defect Location and Details (from B2 forms)

Component Location (Modification/Group/Component/Standard Number O / S37 / XG3 / 31C

Component Description Cross Girder **Significance** 1[ ] 2[ ] 3[X] 4[ ]

Defect Details **Condition State** 1[ ] 2[ ] 3[X] 4[ ]

1,1,3.
X G 3 spalling & steel exposed between G 2 & 3 ph55,
Fix- clean treat & reinstate .3m2 of concrtete mortar with programmed maintenance prior to next inspection.

Activity No	Description	Unit	Quantity	Unit Rate	Amount	Priority	Completed
100C4	Treatment Preparation Grade 4 - Squaring and Removal of Concrete (be	m2	.3	3000	900		N
105C1	Cleaning and Priming Reinforcement	P/SUM	300	1	300		N
115C3	Reinstate repair area with concrete reinstatement mortar	m2	.3	3000	900		N

Sub-total $ 2100

Released under RTI - DTMR

Level 2
8 October 2017

Released under RTI - DTMR

Structure Condition Inspection Report

B2/1

Structure Id	817	**Name**	
Crossing Name	Pumicestone Channel	**Alt. Name**	Bribie Island Bridge
Structure Type	Bridge	**Owner**	MR DEPARTMENT OF MAIN R(
Construction Type	Girder/Beam	**District**	407 North Coast
Construction Material	Pre-Stressed Concrete	**LGA Id**	250 MORETON BAY REGIONAI
Inspector	Garry Z Sharp	**Date**	08-OCT-2017

Inspection Level 2 [X] **Programmed** [X] **Undersize Components** [ ]
Level 3 [ ] **Exceptional** [ ] **Underwater** [ ]

Road Section Id	Description	S	Cway	S	Start RPC	Start Dist	End RPC	End Dist	TDist Start	TDist End
126	CABOOLTURE - BR	C	1	C	5	0.000	5	0.839	18.220	19.059

Overall Ratings	1	2	3	4	5	Comments
Original Structure (O)			X			
Approach 1 requires large overlay. All Bearings have bulging and splitting with 3 needing replacement. Several Girders and X Girders have spalling.Waterway Spans Monitored due to strong tidal movements.						
Widening Left (W L 1)	X					Passing Bays.

Widening (WLn, WRn), Lengthening (L1, L2), Raised (Ra), Redecked (Re), Shortening (S1, S2), Strengthening (St)

Released under RTI - DTMR

Structure Condition Inspection Report

B2/2 | **Sheet** 2 Of 23

Structure Id 817 **Name** _____

Inspection Date 08-OCT-2017 **Inspection Level 2** [X] **Level 3** [ ] **Underwater** [ ]

Component Location				Exposure Class	Quantity	Unit	Quantity Per Condition State				Maintenance Reqd	Comments
Modification	Group	Component	Standard				1	2	3	4		* Location of item/condition * Description of defects by location type, magnitude,extent * References of sketches and photos (Roll/Exposure Nos)
O	AP1	AP	70 O	4	1.0	EACH			1.0			
Cracking at relieving slab <50mm wide with longitudinal and transverse craze cracking <15mm wide throughout. Recommend excavate and relay <80m2 of asphalt with programmed maintenance before next inspection.Ph. 40,41,42.												
O	AP1	GR	72 S	4	1.0	EACH		1.0				LHS only.
O	AP1	GR	72 O	4	1.0	EACH		1.0				
O	AP1	FY	4 C	4	30.0	LINM		30.0				LHS only.
O	AP1	PRO	53 O	4	100.0	M2		100.0				
O	A1	K	3 C	4	6.2	LINM		6.2				
O	A1	BR	2 C	4	1.1	LINM		1.1				
O	A1	J1	13 O	4	5.5	LINM		5.5				
Open Joint with 3,600mm long rubber strips over Girders. Strips are splitting and sinking <25mm but not affecting the performance of the Joint.Ph.43 typical of all.Joint working well.												
O	S1	BR	2 C	4	43.9	LINM		43.9			X	Posts 7,8,12,14 have mortar missing at bases.
O	S1	FY	4 C	4	21.9	LINM		21.9				
O	S1	BR	2 O	4	21.8	LINM		21.8				
O	S1	K	3 C	4	65.8	LINM		65.8				
O	S1	WS	1 C	4	160.0	M2		160.0				
O	P1	J1	13 O	4	5.5	LINM		5.5				
Open Joint with 3,600mm long rubber strips over Girders. Strips are splitting and sinking <25mm but not affecting the performance of the Joint.Ph.43 typical of all.Joint working well.												
O	S2	BR	2 C	4	43.9	LINM		43.9			X	Post4 has mortar missing at base.
O	S2	FY	4 C	4	21.9	LINM		21.9				
O	S2	BR	2 O	4	21.9	LINM		21.9				
O	S2	K	3 C	4	65.8	LINM		65.8				
O	S2	WS	1 C	4	160.5	M2		160.5				
O	P2	J1	13 O	4	5.5	LINM		5.5				
Open Joint with 3,600mm long rubber strips over Girders. Strips are splitting and sinking <40mm but not affecting the performance of the Joint.Ph.44 .Joint working well.												
O	S3	BR	2 C	4	43.9	LINM		43.9				
O	S3	FY	4 C	4	21.9	LINM		21.9				
O	S3	BR	2 O	4	21.9	LINM		21.9				
O	S3	K	3 C	4	65.8	LINM		65.8				
O	S3	WS	1 C	4	160.5	M2		160.5				

Released Under RTI - DTMR

Structure Id 817 **Name** _____

Inspection Date 08-OCT-2017 **Inspection Level 2** [X] **Level 3** [ ] **Underwater** [ ]

Component Location				Exposure Class	Quantity	Unit	Quantity Per Condition State				Maintenance Reqd	Comments
Modification	Group	Component	Standard				1	2	3	4		* Location of item/condition * Description of defects by location type, magnitude,extent * References of sketches and photos (Roll/Exposure Nos)
O	P3	J1	13 O	4	5.5	LINM		5.5				
Open Joint with 3,600mm long rubber strips over Girders. Strips are splitting and sinking <25mm but not affecting the performance of the Joint.Ph.43 typical of all.Joint working well.												
WL1	S4	BR	2 S	4	4.4	LINM		4.4				150mm x 100mm. 1.050m high. 3 rails.New.Ph.116. Supported by 3.9m2 Deck and steel supports.
WL1	S4	K	3 C	4	4.4	LINM		4.4				
WL1	S4	FY	4 C	4	3.0	LINM		3.0				
O	S4	BR	2 C	4	43.9	LINM		43.9				
O	S4	FY	4 C	4	21.9	LINM		21.9				
O	S4	BR	2 O	4	21.9	LINM		21.9				
O	S4	K	3 C	4	65.8	LINM		65.8				
O	S4	WS	1 C	4	160.5	M2		160.5				
O	P4	J1	13 O	4	5.5	LINM		5.5				
Open Joint with 3,600mm long rubber strips over Girders. Strips are splitting and sinking <25mm but not affecting the performance of the Joint.Ph.43 typical of all.Joint working well.												
O	S5	BR	2 C	4	43.9	LINM		43.9			X	Post 11 has mortar missing at base.
O	S5	FY	4 C	4	21.9	LINM		21.9				
O	S5	BR	2 O	4	21.9	LINM		21.9				
O	S5	K	3 C	4	65.8	LINM		65.8				
O	S5	WS	1 C	4	160.5	M2		160.5				
O	P5	J1	13 O	4	5.5	LINM		5.5				
Open Joint with 3,600mm long rubber strips over Girders. Strips are splitting and sinking <25mm but not affecting the performance of the Joint.Ph.43 typical of all.Joint working well.												
O	S6	BR	2 C	4	43.9	LINM		43.9				
O	S6	FY	4 C	4	21.9	LINM		21.9				
O	S6	BR	2 O	4	21.9	LINM		21.9				
O	S6	K	3 C	4	65.8	LINM		65.8				
O	S6	WS	1 C	4	160.5	M2		160.5				
O	P6	J1	13 O	4	5.5	LINM		5.5				
Open Joint with 3,600mm long rubber strips over Girders. Strips are splitting and sinking <40mm but not affecting the performance of the Joint.Ph.45 typical of all.Joint working well.												
WL1	S7	BR	2 S	4	4.4	LINM		4.4				150mm x 100mm. 1.050m high. 3 rails.New.Ph.116. Supported by 3.9m2 Deck and steel supports.
WL1	S7	K	3 C	4	4.4	LINM		4.4				
WL1	S7	FY	4 C	4	3.0	LINM		3.0				
O	S7	BR	2 C	4	43.9	LINM		43.9				

Released Under RTI - DTMR

Structure Id 817 **Name** _____

Inspection Date 08-OCT-2017 **Inspection Level 2** [X] **Level 3** [ ] **Underwater** [ ]

Component Location				Exposure Class	Quantity	Unit	Quantity Per Condition State				Maintenance Reqd	Comments
Modification	Group	Component	Standard				1	2	3	4		* Location of item/condition * Description of defects by location type, magnitude,extent * References of sketches and photos (Roll/Exposure Nos)
O	S7	FY	4 C	4	21.9	LINM		21.9				
O	S7	BR	2 O	4	21.9	LINM		21.9				
O	S7	K	3 C	4	65.8	LINM		65.8				
O	S7	WS	1 C	4	160.5	M2		160.5				
O	P7	J1	13 O	4	5.5	LINM		5.5				
Open Joint with 3,600mm long rubber strips over Girders. Strips are splitting and sinking <25mm but not affecting the performance of the Joint.Ph.43 typical of all.Joint working well.												
O	S8	BR	2 C	4	43.9	LINM		43.9				
O	S8	FY	4 C	4	21.9	LINM		21.9				
O	S8	BR	2 O	4	21.9	LINM		21.9				
O	S8	K	3 C	4	65.8	LINM		65.8				
O	S8	WS	1 C	4	160.5	M2		160.5				
O	P8	J1	13 O	4	5.5	LINM		5.5				
Open Joint with 3,600mm long rubber strips over Girders. Strips are splitting and sinking <25mm but not affecting the performance of the Joint.Ph.46 .Joint working well.												
O	S9	BR	2 C	4	43.9	LINM		43.9				
O	S9	FY	4 C	4	21.9	LINM		21.9				
O	S9	BR	2 O	4	21.9	LINM		21.9				
O	S9	K	3 C	4	65.8	LINM		65.8				
O	S9	WS	1 C	4	160.5	M2		160.5				
O	P9	J1	13 O	4	5.5	LINM		5.5				
Open Joint with 3,600mm long rubber strips over Girders. Strips are splitting and sinking <25mm but not affecting the performance of the Joint.Ph.78. Joint working well.												
WL1	S10	BR	2 S	4	5.5	LINM		5.5				
WL1	S10	K	3 C	4	5.5	LINM		5.5				
WL1	S10	FY	4 C	4	3.0	LINM		3.0				
O	S10	BR	2 C	4	38.4	LINM		38.4				
O	S10	FY	4 C	4	21.9	LINM		21.9				
O	S10	BR	2 O	4	21.9	LINM		21.9				
O	S10	K	3 C	4	65.8	LINM		65.8				
O	S10	WS	1 O	4	160.5	M2		160.5				
O	P10	J1	13 O	4	5.5	LINM		5.5				
Open Joint with 3,600mm long rubber strips over Girders. Strips are splitting and sinking <25mm but not affecting the performance of the Joint.Ph.43 typical of all.Joint working well.												

Released under RTI - DTMR

Structure Id 817 **Name** _____

Inspection Date 08-OCT-2017 **Inspection Level 2** [X] **Level 3** [ ] **Underwater** [ ]

Component Location				Exposure Class	Quantity	Unit	Quantity Per Condition State				Maintenance Reqd	Comments
Modification	Group	Component	Standard				1	2	3	4		* Location of item/condition * Description of defects by location type, magnitude,extent * References of sketches and photos (Roll/Exposure Nos)
O	S11	BR	2 C	4	43.9	LINM		43.9				
O	S11	FY	4 C	4	21.9	LINM		21.9				
O	S11	BR	2 O	4	21.9	LINM		21.9				
O	S11	K	3 C	4	65.8	LINM		65.8				
O	S11	WS	1 O	4	160.5	M2		160.5				
O	P11	J1	13 O	4	5.5	LINM		5.5				
Open Joint with 3,600mm long rubber strips over Girders. Strips are splitting and sinking <25mm but not affecting the performance of the Joint.Ph.43 typical of all.Joint working well.												
O	S12	BR	2 C	4	43.9	LINM		43.9				
O	S12	FY	4 C	4	21.9	LINM		21.9				
O	S12	BR	2 O	4	21.9	LINM		21.9				
O	S12	K	3 C	4	65.5	LINM		65.5				
O	S12	WS	1 C	4	160.5	M2		160.5				
O	P12	J1	13 O	4	5.5	LINM		5.5				
Open Joint with 3,600mm long rubber strips over Girders. Strips are splitting and sinking <25mm but not affecting the performance of the Joint.Ph.43 typical of all.Joint working well.												
O	S13	BR	2 C	4	43.9	LINM		43.9			X	Posts 4,5,10 have mortar missing at bases.
O	S13	FY	4 C	4	21.9	LINM		21.9				
O	S13	BR	2 O	4	21.9	LINM		21.9				
O	S13	K	3 C	4	65.8	LINM		65.8			X	Blocked scupper RHS.Ph.79.
O	S13	WS	1 C	4	160.5	M2		160.5				
O	P13	J1	13 O	4	5.5	LINM		5.5				
Open Joint with 3,600mm long rubber strips over Girders. Strips are splitting and sinking <25mm but not affecting the performance of the Joint.Ph.43 typical of all.Joint working well.												
O	S14	BR	2 C	4	43.9	LINM		43.9				
O	S14	FY	4 C	4	21.9	LINM		21.9				
O	S14	BR	2 O	4	21.9	LINM		21.9				
O	S14	K	3 C	4	65.8	LINM		65.8				
O	S14	WS	1 C	4	160.5	M2		160.5				
O	P14	J1	13 O	4	5.5	LINM		5.5				
Open Joint with 3,600mm long rubber strips over Girders. Strips are splitting and sinking <25mm but not affecting the performance of the Joint.Ph.43 typical of all.Joint working well.												
O	S15	BR	2 C	4	43.9	LINM		43.9				
O	S15	FY	4 C	4	21.9	LINM		21.9				

Released under RTI - DTMR

Structure Id 817 **Name** _____

Inspection Date 08-OCT-2017 **Inspection Level 2** [X] **Level 3** [ ] **Underwater** [ ]

Component Location				Exposure Class	Quantity	Unit	Quantity Per Condition State				Maintenance Reqd	Comments
Modification	Group	Component	Standard				1	2	3	4		* Location of item/condition * Description of defects by location type, magnitude,extent * References of sketches and photos (Roll/Exposure Nos)
O	S15	BR	2 O	4	21.9	LINM		21.9				
O	S15	K	3 C	4	65.8	LINM		65.8				
O	S15	WS	1 C	4	160.5	M2		160.5				
O	P15	J1	13 O	4	5.5	LINM		5.5				
Open Joint with 3,600mm long rubber strips over Girders. Strips are splitting and sinking <25mm but not affecting the performance of the Joint.Ph.43 typical of all.Joint working well.												
WL1	S16	BR	2 S	4	4.4	LINM		4.4				150mm x 100mm. 1.050m high. 3 rails.New.Ph.116. Supported by 3.9m2 Deck and steel supports.
WL1	S16	K	3 C	4	4.4	LINM		4.4				
WL1	S16	FY	4 C	4	3.0	LINM		3.0				
O	S16	BR	2 C	4	43.9	LINM		43.9				
O	S16	FY	4 C	4	21.9	LINM		21.9				
O	S16	BR	2 O	4	21.9	LINM		21.9				
O	S16	K	3 C	4	65.8	LINM		65.8				
O	S16	WS	1 C	4	160.5	M2		160.5				
O	P16	J1	13 O	4	5.5	LINM		5.5				
Open Joint with 3,600mm long rubber strips over Girders. Strips are splitting and sinking <25mm but not affecting the performance of the Joint.Ph.43 typical of all.Joint working well.												
O	S17	BR	2 C	4	43.9	LINM		43.9				
O	S17	FY	4 C	4	21.9	LINM		21.9				
O	S17	BR	2 O	4	21.9	LINM		21.9				
O	S17	K	3 C	4	65.8	LINM		65.8				
O	S17	WS	1 C	4	160.5	M2		160.5				
O	P17	J1	13 O	4	5.5	LINM		5.5				
Open Joint with 3,600mm long rubber strips over Girders. Strips are splitting and sinking <25mm but not affecting the performance of the Joint.Ph.103. Joint working well.												
O	S18	BR	2 C	4	43.9	LINM		43.9				
O	S18	FY	4 C	4	21.9	LINM		21.9				
O	S18	BR	2 O	4	21.9	LINM		21.9				
O	S18	K	3 C	4	65.8	LINM		65.8				
O	S18	WS	1 C	4	160.5	M2		160.5				
O	P18	J1	13 O	4	5.5	LINM		5.5				
Open Joint with 3,600mm long rubber strips over Girders. Strips are splitting and sinking <25mm but not affecting the performance of the Joint.Ph.43 typical of all.Joint working well.												
WL1	S19	BR	2 S	4	5.5	LINM		5.5				

Released Under RTI - DTMR

Structure Id 817 **Name** _____

Inspection Date 08-OCT-2017 **Inspection Level 2** [X] **Level 3** [ ] **Underwater** [ ]

Component Location				Exposure Class	Quantity	Unit	Quantity Per Condition State				Maintenance Reqd	Comments
Modification	Group	Component	Standard				1	2	3	4		* Location of item/condition * Description of defects by location type, magnitude,extent * References of sketches and photos (Roll/Exposure Nos)
WL1	S19	K	3 C	4	5.5	LINM		5.5				
WL1	S19	FY	4 C	4	3.0	LINM		3.0				
O	S19	BR	2 C	4	38.4	LINM		38.4				
O	S19	FY	4 C	4	21.9	LINM		21.9				
O	S19	BR	2 O	4	21.9	LINM		21.9				
O	S19	K	3 C	4	65.8	LINM		65.8				
O	S19	WS	1 C	4	160.5	M2		160.5				
O	P19	J1	13 O	4	5.5	LINM		5.5				
Open Joint with 3,600mm long rubber strips over Girders. Strips are splitting and sinking <25mm but not affecting the performance of the Joint.Ph.43 typical of all.Joint working well.												
O	S20	BR	2 C	4	43.9	LINM		43.9				
O	S20	FY	4 C	4	21.9	LINM		21.9				
O	S20	BR	2 O	4	21.9	LINM		21.9				
O	S20	K	3 C	4	65.8	LINM		65.8				
O	S20	WS	1 C	4	160.5	M2		160.5				
O	P20	J1	13 O	4	5.5	LINM		5.5				
Open Joint with 3,600mm long rubber strips over Girders. Strips are splitting and sinking <25mm but not affecting the performance of the Joint.Ph.43 typical of all.Joint working well.												
O	S21	BR	2 C	4	43.9	LINM		43.9			X	Posts 5,6 have mortar missing (spalled)at bases.
O	S21	FY	4 C	4	21.9	LINM		21.9				
O	S21	BR	2 O	4	21.9	LINM		21.9				
O	S21	K	3 C	4	65.8	LINM		65.8				
O	S21	WS	1 C	4	160.5	M2		160.5				
O	P21	J1	13 O	4	5.5	LINM		5.5				
Open Joint with 3,600mm long rubber strips over Girders. Strips are splitting and sinking <25mm but not affecting the performance of the Joint.Ph.43 typical of all.Joint working well.												
O	S22	BR	2 C	4	43.9	LINM		43.9				
O	S22	FY	4 C	4	21.9	LINM		21.9				
O	S22	BR	2 O	4	21.9	LINM		21.9				
O	S22	K	3 C	4	65.8	LINM		65.8				
O	S22	WS	1 C	4	160.5	M2		160.5				
O	P22	J1	13 O	4	5.5	LINM		5.5				
Open Joint with 3,600mm long rubber strips over Girders. Strips are splitting and sinking <25mm but not affecting the performance of the Joint.Ph.43 typical of all.Joint working well.												

Released under RTI - DTMR

Structure Id 817 **Name** _____

Inspection Date 08-OCT-2017 **Inspection Level 2** [X] **Level 3** [ ] **Underwater** [ ]

Component Location				Exposure Class	Quantity	Unit	Quantity Per Condition State				Maintenance Reqd	Comments
Modification	Group	Component	Standard				1	2	3	4		* Location of item/condition * Description of defects by location type, magnitude,extent * References of sketches and photos (Roll/Exposure Nos)
WL1	S23	BR	2 S	4	4.4	LINM		4.4				150mm x 100mm. 1.050m high. 3 rails.New.Ph.116. Supported by 3.9m2 Deck and steel supports.
WL1	S23	K	3 C	4	4.4	LINM		4.4				
WL1	S23	FY	4 C	4	3.0	LINM		3.0				
O	S23	BR	2 C	4	43.9	LINM		43.9				
O	S23	FY	4 C	4	21.9	LINM		21.9				
O	S23	BR	2 O	4	21.9	LINM		21.9				
O	S23	K	3 C	4	65.8	LINM		65.8				
O	S23	WS	1 C	4	160.5	M2		160.5				
O	P23	J1	13 O	4	5.5	LINM		5.5				
Open Joint with 3,600mm long rubber strips over Girders. Strips are splitting and sinking <25mm but not affecting the performance of the Joint.Ph.43 typical of all.Joint working well.												
O	S24	BR	2 C	4	43.9	LINM		43.9				
O	S24	FY	4 C	4	21.9	LINM		21.9				
O	S24	BR	2 O	4	21.9	LINM		21.9				
O	S24	K	3 C	4	65.8	LINM		65.8				
O	S24	WS	1 C	4	160.5	M2		160.5				
O	P24	J1	13 O	4	5.5	LINM		5.5				
Open Joint with 3,600mm long rubber strips over Girders. Strips are splitting and sinking <25mm but not affecting the performance of the Joint.Ph.43 typical of all.Joint working well.												
O	S25	BR	2 C	4	43.9	LINM		43.9				
O	S25	FY	4 C	4	21.9	LINM		21.9				
O	S25	BR	2 O	4	21.9	LINM		21.9				
O	S25	K	3 C	4	65.8	LINM		65.8				
O	S25	WS	1 C	4	160.5	M2		160.5				
O	P25	J1	13 O	4	5.5	LINM		5.5				
Open Joint with 3,600mm long rubber strips over Girders. Strips are splitting and sinking <25mm but not affecting the performance of the Joint.Ph.43 typical of all.Joint working well.												
O	S26	BR	2 C	4	43.9	LINM		43.9				
O	S26	FY	4 C	4	21.9	LINM		21.9				
O	S26	BR	2 O	4	21.9	LINM		21.9				
O	S26	K	3 C	4	65.8	LINM		65.8				
O	S26	WS	1 C	4	160.5	M2		160.5				

Released Under RTI - DTMR

Structure Id 817 **Name** _____

Inspection Date 08-OCT-2017 **Inspection Level 2** [X] **Level 3** [ ] **Underwater** [ ]

Component Location				Exposure Class	Quantity	Unit	Quantity Per Condition State				Maintenance Reqd	Comments
Modification	Group	Component	Standard				1	2	3	4		* Location of item/condition * Description of defects by location type, magnitude,extent * References of sketches and photos (Roll/Exposure Nos)
O	P26	J1	13 O	4	5.5	LINM		5.5				
Open Joint with 3,600mm long rubber strips over Girders. Strips are splitting and sinking <25mm but not affecting the performance of the Joint.Ph.43 typical of all.Joint working well.												
O	S27	BR	2 C	4	43.9	LINM		43.9				
O	S27	FY	4 C	4	21.9	LINM		21.9				
O	S27	BR	2 O	4	21.9	LINM		21.9				
O	S27	K	3 C	4	65.8	LINM		65.8				
O	S27	WS	1 C	4	160.5	M2		160.5				
O	P27	J1	13 O	4	5.5	LINM		5.5				
Open Joint with 3,600mm long rubber strips over Girders. Strips are splitting and sinking <25mm but not affecting the performance of the Joint.Ph.43 typical of all.Joint working well.												
O	S28	BR	2 C	4	43.9	LINM		43.9				
O	S28	FY	4 C	4	21.9	LINM		21.9				
O	S28	BR	2 O	4	21.9	LINM		21.9				
O	S28	K	3 C	4	65.8	LINM		65.8				
O	S28	WS	1 C	4	160.5	M2		160.5				
O	P28	J1	13 O	4	5.5	LINM		5.5				
Open Joint with 3,600mm long rubber strips over Girders. Strips are splitting and sinking <25mm but not affecting the performance of the Joint.Ph.43 typical of all.Joint working well.												
WL1	S29	BR	2 S	4	5.5	LINM		5.5				Passing bay.
WL1	S29	K	3 C	4	5.5	LINM		5.5				
WL1	S29	FY	4 C	4	3.0	LINM		3.0				
O	S29	BR	2 C	4	38.4	LINM		38.4				
O	S29	FY	4 C	4	21.9	LINM		21.9				
O	S29	BR	2 O	4	21.9	LINM		21.9				
O	S29	K	3 C	4	65.8	LINM		65.8				
O	S29	WS	1 C	4	160.5	M2		160.5				
O	P29	J1	13 O	4	5.5	LINM		5.5				
Open Joint with 3,600mm long rubber strips over Girders. Strips are splitting and sinking <25mm but not affecting the performance of the Joint.Ph.43 typical of all.Joint working well.												
O	S30	BR	2 C	4	43.9	LINM		43.9				
O	S30	FY	4 C	4	21.9	LINM		21.9				
O	S30	BR	2 O	4	21.9	LINM		21.9				
O	S30	K	3 C	4	65.8	LINM		65.8				

Released under RTI - DTMR

Structure Id 817 **Name** _____

Inspection Date 08-OCT-2017 **Inspection Level 2** [X] **Level 3** [ ] **Underwater** [ ]

Component Location				Exposure Class	Quantity	Unit	Quantity Per Condition State				Maintenance Reqd	Comments
Modification	Group	Component	Standard				1	2	3	4		* Location of item/condition * Description of defects by location type, magnitude,extent * References of sketches and photos (Roll/Exposure Nos)
O	S30	WS	1 C	4	160.5	M2		160.5				
O	P30	J1	13 O	4	5.5	LINM		5.5				
Open Joint with 3,600mm long rubber strips over Girders. Strips are splitting and sinking <25mm but not affecting the performance of the Joint.Ph.43 typical of all.Joint working well.												
O	S31	BR	2 C	4	43.9	LINM		43.9			X	Post 12 has mortar missing at base.
O	S31	FY	4 C	4	21.9	LINM		21.9				
O	S31	BR	2 O	4	21.9	LINM		21.9				
O	S31	K	3 C	4	65.8	LINM		65.8				
O	S31	WS	1 C	4	160.5	M2		160.5				
O	P31	J1	14 S	4	1.0	LINM		1.0				
Joint gap 100mm. Steel plates in with rubber infils.Ph.144.Open Joint with 3,600mm long rubber strips over Girders. Strips are splitting and sinking <25mm but not affecting the performance of the Joint.Ph.43 typical of all.Joint working well.												
WL1	S32	BR	2 S	4	4.4	LINM		4.4				150mm x 100mm. 1.050m high. 3 rails.New.Ph.116. Supported by 3.9m2 Deck and steel supports.
WL1	S32	K	3 C	4	4.4	LINM		4.4				
WL1	S32	FY	4 C	4	3.0	LINM		3.0				
O	P31	J2	13 O	4	5.5	LINM		5.5				
Open Joint with 3,600mm long rubber strips over Girders. Strips are splitting and sinking <25mm but not affecting the performance of the Joint.Ph.43 typical of all.Joint working well.												
O	S32	BR	2 C	4	43.9	LINM		43.9			X	Posts 12,13 have mortar missing at bases.
O	S32	FY	4 C	4	21.9	LINM		21.9				
O	S32	BR	2 O	4	21.9	LINM		21.9				
O	S32	K	3 C	4	65.8	LINM		65.8				
O	S32	WS	1 C	4	160.5	M2		160.5				
O	P32	J1	13 O	4	5.5	LINM		5.5				
Open Joint with 3,600mm long rubber strips over Girders. Strips are splitting and sinking <25mm but not affecting the performance of the Joint.Ph.43 typical of all.Joint working well.												
O	S33	BR	2 C	4	43.9	LINM		43.9				
O	S33	FY	4 C	4	21.9	LINM		21.9				
O	S33	BR	2 O	4	21.9	LINM		21.9				
O	S33	K	3 C	4	65.8	LINM		65.8				
O	S33	WS	1 C	4	160.5	M2		160.5				
O	P33	J1	13 O	4	5.5	LINM		5.5				
Open Joint with 3,600mm long rubber strips over Girders. Strips are splitting and sinking <25mm but not affecting the performance of the Joint.Ph.43 typical of all.Joint working well.												
O	S34	BR	2 C	4	43.9	LINM		43.9				

Released under RTI - DTMR

Structure Id 817 **Name** _____

Inspection Date 08-OCT-2017 **Inspection Level 2** [X] **Level 3** [ ] **Underwater** [ ]

Component Location				Exposure Class	Quantity	Unit	Quantity Per Condition State				Maintenance Reqd	Comments
Modification	Group	Component	Standard				1	2	3	4		* Location of item/condition * Description of defects by location type, magnitude,extent * References of sketches and photos (Roll/Exposure Nos)
O	S34	FY	4 C	4	21.9	LINM		21.9				
O	S34	BR	2 O	4	21.9	LINM		21.9				
O	S34	K	3 C	4	65.8	LINM		65.8				
O	S34	WS	1 C	4	160.5	M2		160.5				
O	P34	J1	13 O	4	5.5	LINM		5.5				
Open Joint with 3,600mm long rubber strips over Girders. Strips are splitting and sinking <25mm but not affecting the performance of the Joint.Ph.43 typical of all.Joint working well.												
WL1	S35	BR	2 S	4	4.4	LINM		4.4				150mm x 100mm. 1.050m high. 3 rails.New.Ph.116. Supported by 3.9m2 Deck and steel supports.
WL1	S35	K	3 C	4	4.4	LINM		4.4				
WL1	S35	FY	4 C	4	3.0	LINM		3.0				
O	S35	BR	2 C	4	43.9	LINM		43.9				
O	S35	FY	4 C	4	21.9	LINM		21.9				
O	S35	BR	2 O	4	21.9	LINM		21.9				
O	S35	K	3 C	4	65.8	LINM		65.8				
O	S35	WS	1 C	4	160.5	M2		160.5				
O	P35	J1	13 O	4	5.5	LINM		5.5				
Open Joint with 3,600mm long rubber strips over Girders. Strips are splitting and sinking <25mm but not affecting the performance of the Joint.Ph.43 typical of all.Joint working well.												
O	S36	BR	2 C	4	43.9	LINM		43.9				
O	S36	FY	4 C	4	21.9	LINM		21.9				
O	S36	BR	2 O	4	21.9	LINM		21.9				
O	S36	K	3 C	4	65.8	LINM		65.8				
O	S36	WS	1 C	4	160.5	M2		160.5				
O	P36	J1	13 O	4	5.5	LINM		5.5				
Open Joint with 3,600mm long rubber strips over Girders. Strips are splitting and sinking <25mm but not affecting the performance of the Joint.Ph.43 typical of all.Joint working well.												
O	S37	BR	2 C	4	43.9	LINM		43.9				
O	S37	FY	4 C	4	21.9	LINM		21.9				
O	S37	BR	2 O	4	21.9	LINM		21.9				
O	S37	K	3 C	4	65.8	LINM		65.8				
O	S37	WS	1 C	4	160.5	M2		160.5				
O	P37	J1	13 O	4	5.5	LINM		5.5				
Open Joint with 3,600mm long rubber strips over Girders. Strips are splitting and sinking <25mm but not affecting the performance of the Joint.Ph.43 typical of all.Joint working well.												

Released under RTI - DTMR

Structure Id 817 **Name** _____

Inspection Date 08-OCT-2017 **Inspection Level 2** [X] **Level 3** [ ] **Underwater** [ ]

Component Location				Exposure Class	Quantity	Unit	Quantity Per Condition State				Maintenance Reqd	Comments
Modification	Group	Component	Standard				1	2	3	4		* Location of item/condition * Description of defects by location type, magnitude,extent * References of sketches and photos (Roll/Exposure Nos)
O	S38	BR	2 C	4	43.9	LINM		43.9				
O	S38	FY	4 C	4	21.9	LINM		21.9				
O	S38	BR	2 O	4	21.9	LINM		21.9				
O	S38	K	3 C	4	65.8	LINM		65.8				
O	S38	WS	1 C	4	160.5	M2		160.5				
O	A2	BR	2 C	4	1.1	LINM		1.1				
O	A2	K	3 C	4	6.2	LINM		6.2				
O	A2	J1	13 O	4	5.5	LINM		5.5				
Open Joint with 3,600mm long rubber strips over Girders. Strips are splitting and sinking <25mm but not affecting the performance of the Joint.Ph.43 typical of all.Joint working well.												
O	A2	J2	10 O	4	7.3	LINM		7.3				
O	AP2	PRO	53 C	4	40.0	M2		40.0				
O	AP2	FY	4 C	4	20.0	LINM		20.0				
O	AP2	GR	72 O	4	2.0	EACH		2.0				
O	AP2	GR	72 S	4	1.0	EACH		1.0				
O	AP2	AP	70 O	4	1.0	EACH		1.0				
O	A1	B	42 O	4	3.0	EACH			3.0			
All Bearings are bulging and splitting with some crushing evident.They all appear overstressed but are functioning ok. Ph.01,02,03. Bearings 500mm x 200mm throughout Structure.Monitor all.												
O	A1	PED	44 O	4	3.0	EACH		3.0				
O	A1	A	50 C	4	1.0	EACH		1.0				
O	A1	WW	51 C	4	2.0	EACH		2.0				
O	S1	D	20 C	4	160.2	M2		160.2				
O	S1	G	22 P	4	3.0	EACH		3.0				
O	S1	XG	31 C	4	3.0	EACH		3.0				
O	S1	W	71 O	4	1.0	EACH	1.0					
O	P1	B	42 O	4	6.0	EACH			6.0			
All Bearings are bulging and splitting with some crushing evident.They all appear overstressed but are functioning ok.Ph.06 B5.Monitor all.												
O	P1	PED	44 O	4	6.0	EACH		6.0				
O	P1	H	54 C	4	1.0	EACH		1.0				
O	P1	P	56 P	4	5.0	EACH		5.0				1.7m inspected.Less than 25%.Ph.10.
O	S2	D	20 C	4	160.5	M2		160.5				

Released under RTI - DTMR

Structure Id 817 **Name** _____

Inspection Date 08-OCT-2017 **Inspection Level 2** [X] **Level 3** [ ] **Underwater** [ ]

Component Location				Exposure Class	Quantity	Unit	Quantity Per Condition State				Maintenance Reqd	Comments
Modification	Group	Component	Standard				1	2	3	4		* Location of item/condition * Description of defects by location type, magnitude,extent * References of sketches and photos (Roll/Exposure Nos)
O	S2	G	22 P	4	3.0	EACH		2.0	1.0			3,1,1. G1 E2 steel exposed due to lack of cover.Clean,treat and epoxy over steel to prevent corrosion.Ph.09. .1m2.
O	S2	XG	31 C	4	3.0	EACH		3.0				
O	S2	W	71 O	4	1.0	EACH	1.0					
O	P2	B	42 O	4	6.0	EACH		3.0	3.0			3,3,3,2,2,2. B1-3 all bulging and splitting. Appear overstressed.Functioning ok.Ph.07 B3,08 B1.
O	P2	PED	44 O	4	6.0	EACH		6.0				
O	P2	H	54 C	4	1.0	EACH		1.0				
O	P2	P	56 P	4	5.0	EACH		5.0				2.0m inspected.Less than 25% inspected.Ph.11.
O	S3	D	20 C	4	160.5	M2		160.5				
O	S3	G	22 P	4	3.0	EACH		3.0				
O	S3	XG	31 C	4	3.0	EACH		1.0	2.0			3,1,3. XG1 outside section spalling and steel exposed.Ph.12..2m2. XG3 outside section E2 has spalling,steel exposed. Ph.16. .2m2.
O	S3	W	71 O	4	1.0	EACH		1.0				
O	P3	B	42 O	4	6.0	EACH			6.0			All bulging and splitting. Appear overstressed but functioning ok.Ph.13,14,15. B1,2,3.Monitor all.
O	P3	PED	44 O	4	6.0	EACH		6.0				
O	P3	H	54 C	4	1.0	EACH		1.0				2 minor spalls;face 1.
O	P3	P	56 P	4	5.0	EACH		5.0				2.0m inspected.Ph.17.Less than 25% inspected.
O	S4	D	20 C	4	160.5	M2		160.5				
O	S4	G	22 P	4	3.0	EACH		2.0	1.0			2,2,3. G3 spall,steel exposed under.Not enough cover. Ph.22. .2m2. Clean,treat and epoxy over steel to prevent corrosion.
O	S4	XG	31 C	4	3.0	EACH		3.0				
O	S4	W	71 O	4	1.0	EACH		1.0				
O	P4	B	42 O	4	6.0	EACH			6.0			All splitting and bulging.Ph.24.B4. Appear overstressed but functioning ok.Monitor.
O	P4	PED	44 O	4	6.0	EACH		6.0				
O	P4	H	54 C	4	1.0	EACH		1.0				Cracking in Girder against Keeper LHS. Keeper butts up to Girder assuming this is what causes cracking. Or the weight from lightpole fitted.Marked and dated .2mm wide.Ph.25.
O	P4	P	56 P	4	5.0	EACH		5.0				2.2m inspected.Ph.23.Less than 25% inspected.
O	S5	D	20 C	4	160.5	M2		160.5				Transverse crack between G1,2 full width E1 .1mm wide.
O	S5	G	22 P	4	3.0	EACH		3.0				
O	S5	XG	31 C	4	3.0	EACH		2.0	1.0			1,1,3.XG3 E2 outside section spalling and steel exposed.Some loss of section.(20%)Ph.26.Clean,treat and re-instate .2m2 of concrete mortar. Possibly splice new steel.
O	S5	W	71 O	4	1.0	EACH	1.0					

Released under RTI - DTMR

Structure Id 817 **Name** _____

Inspection Date 08-OCT-2017 **Inspection Level 2** [X] **Level 3** [ ] **Underwater** [ ]

Component Location				Exposure Class	Quantity	Unit	Quantity Per Condition State				Maintenance Reqd	Comments
Modification	Group	Component	Standard				1	2	3	4		* Location of item/condition * Description of defects by location type, magnitude,extent * References of sketches and photos (Roll/Exposure Nos)
O	P5	B	42 O	4	6.0	EACH		3.0	3.0			3,3,3,2,2,2. B1-3 are bulging and splitting.Appear overstressed but functioning ok.Monitor.Ph.27 B3.
O	P5	PED	44 O	4	6.0	EACH		6.0				
O	P5	H	54 C	4	1.0	EACH		1.0				
O	P5	P	56 P	4	5.0	EACH		5.0				2.2m. inspected.Ph.28.Less than 25% inspected.
O	S6	D	20 C	4	160.5	M2		160.5				
O	S6	G	22 P	4	3.0	EACH		2.0	1.0			1,3,1. G2 E2 spalling and steel exposed near Bearing. Ph.29. Clean,treat and re-instate .2m2 of concrete mortar.
O	S6	XG	31 C	4	3.0	EACH		3.0				
O	S6	W	71 O	4	1.0	EACH		1.0				
O	P6	B	42 O	4	6.0	EACH			6.0			All bulging,splitting and appear overstressed,but functioning ok.Ph.30 B3. PH.32 B6.Monitor all.
O	P6	PED	44 O	4	6.0	EACH		6.0				
O	P6	H	54 C	4	1.0	EACH		1.0			X	Tree growing RHS.Remove with maintenance.
O	P6	P	56 P	4	5.0	EACH		5.0				Ph.31. 2.4m inspected.Less than 25% inspected.
O	S7	D	20 C	4	160.5	M2		160.5				
O	S7	G	22 P	4	3.0	EACH		3.0				
O	S7	XG	31 C	4	3.0	EACH		3.0				
O	S7	W	71 O	4	1.0	EACH		1.0				
O	P7	B	42 O	4	6.0	EACH			6.0			All splitting and bulging.Appear overstressed but functioning ok.Ph.33 B2.Ph.36 B6.Monitor all.
O	P7	PED	44 O	4	6.0	EACH		6.0				
O	P7	H	54 C	4	1.0	EACH		1.0				Crack <.2mm wide under G1 travels to outside of H/S. Lightpole affixed maybe the cause.
O	P7	P	56 P	4	5.0	EACH		5.0				Hairline cracks visible in P1,2,4. 2.8m.inspected. Ph.34.Less than 25% inspected.
O	S8	D	20 C	4	160.5	M2		160.5				
O	S8	G	22 P	4	3.0	EACH		3.0				
O	S8	XG	31 C	4	3.0	EACH		2.0	1.0			3,2,2.XG1 RHS outside section spalling,steel exposed. .2m2. Ph.37. Patch with other spalls.
O	S8	W	71 O	4	1.0	EACH		1.0				
O	P8	B	42 O	4	6.0	EACH			6.0			All bulging and splitting.Appear to be overstressed but functioning ok.Ph.38 B3. Ph.49 B6.Monitor all.
O	P8	PED	44 O	4	6.0	EACH		6.0				
O	P8	H	54 C	4	1.0	EACH		1.0				
O	P8	P	56 P	4	5.0	EACH		5.0				4.5m inspected.
O	S9	D	20 C	4	160.5	M2		160.5				

Released under RTI - DTMR

Structure Id 817 **Name** _____

Inspection Date 08-OCT-2017 **Inspection Level 2** [X] **Level 3** [ ] **Underwater** [ ]

Component Location				Exposure Class	Quantity	Unit	Quantity Per Condition State				Maintenance Reqd	Comments
Modification	Group	Component	Standard				1	2	3	4		* Location of item/condition * Description of defects by location type, magnitude,extent * References of sketches and photos (Roll/Exposure Nos)
O	S9	G	22 P	4	3.0	EACH		2.0	1.0			2,2,3. G3 MS spall;lack of cover in Deck.Ph.50.Clean steel and cover with epoxy.Ph.50..1m2.
O	S9	XG	31 C	4	3.0	EACH		3.0				
O	S9	W	71 O	4	1.0	EACH		1.0				
O	P9	B	42 O	4	6.0	EACH		3.0	3.0			2,3,3,3,2,2. B2,3,4 are all bulging and splitting.Appear to be overstressed but functioning ok.Ph.51 B3.Ph.52 B4.Monitor all.
O	P9	PED	44 O	4	6.0	EACH		6.0				
O	P9	H	54 C	4	1.0	EACH		1.0				
O	P9	P	56 P	4	4.0	EACH		4.0				4.2m inspected. P3 denso wrap to 3m. 1.2m inspected.No splitting of jacket.Ph.52.
ST	P9	P	56 P	4	1.0	EACH		1.0				P3 denso wrap to 3m. 1.2m inspected.No splitting of jacket.Ph.52.2013 Dive report had cracking underwater.
O	S10	D	20 C	4	160.5	M2		160.5				
O	S10	G	22 P	4	3.0	EACH		3.0				
O	S10	XG	31 C	4	3.0	EACH		2.0	1.0			2,2,3. XG3 LHS outside section spalling.Some loss of steel.Ph.56. Clean,treat and re-instate .3m2 of concrete mortar.
O	S10	W	71 O	4	1.0	EACH		1.0				
O	P10	B	42 O	4	6.0	EACH			6.0			All bulging,splitting. B1 Ph.55.Appear overstressed but are functioning ok.Monitor all.
O	P10	PED	44 O	4	6.0	EACH		6.0				
O	P10	H	54 C	4	1.0	EACH		1.0				
O	P10	P	56 P	4	5.0	EACH		5.0				4.3m inspected.
O	S11	D	20 C	4	160.5	M2		160.5				6 hairline transverse cracks throughout.
O	S11	G	22 P	4	3.0	EACH		3.0				
O	S11	XG	31 C	4	3.0	EACH		3.0				
O	S11	W	71 O	4	1.0	EACH			1.0			Monitor silt buildup from strong tidal movements.Refer B2/7.
O	P11	B	42 O	4	6.0	EACH		3.0	3.0			2,2,3,3,2,3. B3,4,6 splitting,bulging.Appear overstressed but functioning ok.Monitor. Ph.58.B3.
O	P11	PED	44 O	4	6.0	EACH		6.0				
O	P11	H	54 C	4	1.0	EACH		1.0				
O	P11	P	56 P	4	5.0	EACH		5.0				4.2m inspected.
O	S12	D	20 C	4	160.5	M2		160.5				
O	S12	G	22 P	4	3.0	EACH		2.0	1.0			3,2,2. G1 E2 steel exposed with minimal spalling.Needs cleaning and an epoxy cover as there is very little cover..2m2.Ph.60.
O	S12	XG	31 C	4	3.0	EACH		2.0	1.0			2,2,3. XG 3 LHS outside section has 3 spall sections with steel exposed.Ph.64,65.Clean,treat and re-instate .3m2 of concrete mortar.
O	S12	W	71 O	4	1.0	EACH			1.0			Monitor change in depth.Refer B2/7.
O	P12	B	42 O	4	6.0	EACH			5.0	1.0		3,3,3,3,3,4. B1-5 bulging and splitting. Monitor. B6 has severe splitting,bulging and crushing requiring replacement.Ph.63.

Released Under RTI - DTMR

Structure Id 817 **Name** _____

Inspection Date 08-OCT-2017 **Inspection Level 2** [X] **Level 3** [ ] **Underwater** [ ]

Component Location				Exposure Class	Quantity	Unit	Quantity Per Condition State				Maintenance Reqd	Comments
Modification	Group	Component	Standard				1	2	3	4		* Location of item/condition * Description of defects by location type, magnitude,extent * References of sketches and photos (Roll/Exposure Nos)
O	P12	PED	44O	4	6.0	EACH		6.0				
O	P12	H	54C	4	1.0	EACH		1.0				
O	P12	P	56P	4	5.0	EACH		5.0				4.5m inspected.
O	S13	D	20C	4	160.5	M2		160.5				
O	S13	G	22P	4	3.0	EACH		3.0				
O	S13	XG	31C	4	3.0	EACH		3.0				
O	S13	W	71O	4	1.0	EACH			1.0			Change in depth due to strong tidal movements. Monitor.
O	P13	B	42O	4	6.0	EACH		3.0	3.0			2,2,2,3,3,3. B4-6 are bulging and splitting.Appear overstressed but functioning ok.Ph.66 B3.Ph.68 B6.Monitor .
O	P13	PED	44O	4	6.0	EACH		6.0				
O	P13	H	54C	4	1.0	EACH		1.0				
O	P13	P	56P	4	5.0	EACH		5.0				4.0m inspected.
O	S14	D	20C	4	160.5	M2		160.5				8 hairline cracks throughout.
O	S14	G	22P	4	3.0	EACH		3.0				
O	S14	XG	31C	4	3.0	EACH		3.0				
O	S14	W	71O	4	1.0	EACH			1.0			Little change in depth from last report.Strong tidal movement suggests silt buildup.Monitor.C/S 2 on upstream.
O	P14	B	42O	4	6.0	EACH			6.0			All bulging and splitting.Monitor.Ph.69 B1.
O	P14	PED	44O	4	6.0	EACH		6.0				
O	P14	H	54C	4	1.0	EACH		1.0				
O	P14	P	56P	4	5.0	EACH		5.0				4.4m inspected.
O	S15	D	20C	4	160.5	M2		160.5				
O	S15	G	22P	4	3.0	EACH		3.0				
O	S15	XG	31C	4	3.0	EACH		2.0	1.0			2,3,2. XG2 RHS outside section steel exposed.Needs cleaning and epoxy cover.Ph.73. .2m2.
O	S15	W	71O	4	1.0	EACH			1.0			Strong tidal movements causing silt buildup throughout at time of dippings.Monitor.
O	P15	B	42O	4	6.0	EACH			6.0			All bulging and splitting.Ph.75 B6. Monitor all.
O	P15	PED	44O	4	6.0	EACH		6.0				
O	P15	H	54C	4	1.0	EACH		1.0				
O	P15	P	56P	4	7.0	EACH		7.0				4.5m inspected.
O	S16	D	20C	4	160.5	M2		160.5				
O	S16	G	22P	4	3.0	EACH		3.0				

Released under RTI - DTMR

Structure Id 817 **Name** _____

Inspection Date 08-OCT-2017 **Inspection Level 2** [X] **Level 3** [ ] **Underwater** [ ]

Component Location				Exposure Class	Quantity	Unit	Quantity Per Condition State				Maintenance Reqd	Comments
Modification	Group	Component	Standard				1	2	3	4		* Location of item/condition * Description of defects by location type, magnitude,extent * References of sketches and photos (Roll/Exposure Nos)
O	S16	XG	31C	4	3.0	EACH		3.0				
O	S16	W	71O	4	1.0	EACH			1.0			Change in depth with strong tidal movement.(Silt buildup).Monitor.
O	P16	B	42O	4	6.0	EACH		2.0	4.0			3,3,3,3,2,2.B1-4 are bulging and splitting.Ph.76 B3. Monitor.
O	P16	PED	44O	4	6.0	EACH		6.0				
O	P16	H	54C	4	1.0	EACH		1.0				
O	P16	P	56P	4	5.0	EACH		5.0				4.2m inspected.
O	S17	D	20C	4	160.5	M2		160.5				
O	S17	G	22P	4	3.0	EACH		3.0				
O	S17	XG	31C	4	3.0	EACH		3.0				XG3 LHS outside section starting to spall. XG2 hairline crack full height into Side 2.
O	S17	W	71O	4	1.0	EACH			1.0			Monitor.All dips appear to have silt buildup from strong tidal movements.
O	P17	B	42O	4	6.0	EACH			6.0			All bulging and splitting.Ph.51 B5.Monitor.
O	P17	PED	44O	4	6.0	EACH		6.0				
O	P17	H	54C	4	1.0	EACH		1.0				
O	P17	P	56P	4	5.0	EACH		5.0				5.8m inspected.
O	S18	D	20C	4	160.5	M2		160.5				
O	S18	G	22P	4	3.0	EACH		3.0				
O	S18	XG	31C	4	3.0	EACH		3.0				
O	S18	W	71O	4	1.0	EACH			1.0			Monitor silt movement;change of depth.
O	P18	B	42O	4	6.0	EACH			6.0			3,3,3,2,3,2. B1,2,3,5 bulging and splitting. Ph.82 B2.Monitor.
O	P18	PED	44O	4	6.0	EACH		6.0				
O	P18	H	54C	4	1.0	EACH		1.0				
O	P18	P	56P	4	5.0	EACH		5.0				5.5m inspected.
O	S19	D	20C	4	160.5	M2		160.5				
O	S19	G	22P	4	3.0	EACH		3.0				
O	S19	XG	31C	4	3.0	EACH		3.0				
O	S19	W	71O	4	1.0	EACH			1.0			Monitor strong tidal movement(silt).Changes of depth.
O	P19	B	42O	4	6.0	EACH			6.0			All bulging and splitting.Monitor.Ph.85 B3.
O	P19	PED	44O	4	6.0	EACH		6.0				
O	P19	H	54C	4	1.0	EACH		1.0				

Released Under RTI - DTMR

Structure Id 817 **Name** _____

Inspection Date 08-OCT-2017 **Inspection Level 2** [X] **Level 3** [ ] **Underwater** [ ]

Component Location				Exposure Class	Quantity	Unit	Quantity Per Condition State				Maintenance Reqd	Comments
Modification	Group	Component	Standard				1	2	3	4		* Location of item/condition * Description of defects by location type, magnitude,extent * References of sketches and photos (Roll/Exposure Nos)
O	P19	P	56 P	4	5.0	EACH		5.0				4.8m inspected.P1 has encasement. 3.8m inspected.Hairline cracks evident. 200mm concrete encased.Ph86.
O	S20	D	20 C	4	160.5	M2		160.5				
O	S20	G	22 P	4	3.0	EACH		3.0				
O	S20	XG	31 C	4	3.0	EACH		3.0				
O	S20	W	71 O	4	1.0	EACH			1.0			Monitor strong tidal movement.Changes in depth.
O	P20	B	42 O	4	6.0	EACH			6.0			All bulging and splitting.Ph.88 B1.Monitor.
O	P20	PED	44 O	4	6.0	EACH		6.0				
O	P20	H	54 C	4	1.0	EACH		1.0				Several vertical hairline cracks at top of H/S,200mm long. Side2 similar.
O	P20	P	56 P	4	5.0	EACH		5.0				5.0m inspected.Pile 1 encased. 3.5m inspected.Several hairline cracks. Ph.89.
O	S21	D	20 C	4	160.5	M2		160.5				
O	S21	G	22 P	4	3.0	EACH		3.0				
O	S21	XG	31 C	4	3.0	EACH		3.0				
O	S21	W	71 O	4	1.0	EACH			1.0			Monitor strong tidal movement.(silt buildup). Change of depth.
O	P21	B	42 O	4	6.0	EACH			5.0	1.0		3,4,3,3,3,3.5 Bearings bulging and splitting.Appear overstressed but functioning ok.Monitor.B2 has severe bulging;represents a crushing effect.Needs replacing. Ph.91.
O	P21	PED	44 O	4	6.0	EACH		6.0				
O	P21	H	54 C	4	1.0	EACH		1.0				
O	P21	P	56 P	4	5.0	EACH		5.0				5.5m inspected.
O	S22	D	20 C	4	160.5	M2		160.5				
O	S22	G	22 P	4	3.0	EACH		3.0				
O	S22	XG	31 C	4	3.0	EACH		3.0				
O	S22	W	71 O	4	1.0	EACH			1.0			Monitor strong tidal movement(silt buildup). Changes of depth.
O	P22	B	42 O	4	6.0	EACH			6.0			All bulging and splitting.Ph.92 B6. Monitor.
O	P22	PED	44 O	4	6.0	EACH		6.0				
O	P22	H	54 C	4	1.0	EACH		1.0				
O	P22	P	56 P	4	5.0	EACH		5.0				5.5m inspected.
O	S23	D	20 C	4	160.5	M2		160.5				
O	S23	G	22 P	4	3.0	EACH		3.0				
O	S23	XG	31 C	4	3.0	EACH		1.0	2.0			3,3,1. XG1 spalling,steel exposed between G2,3..3m2. XG2 spalling,steel exposed between G1,2.Ph .9Clean,treat and re-instate .7m2 of concrete mortar.

Released under RTI - DTMR

Structure Id 817 **Name** _____

Inspection Date 08-OCT-2017 **Inspection Level 2** [X] **Level 3** [ ] **Underwater** [ ]

Component Location				Exposure Class	Quantity	Unit	Quantity Per Condition State				Maintenance Reqd	Comments
Modification	Group	Component	Standard				1	2	3	4		* Location of item/condition * Description of defects by location type, magnitude,extent * References of sketches and photos (Roll/Exposure Nos)
O	S23	W	71O	4	1.0	EACH			1.0			Monitor strong tidal movement (silt buildup).Change in depth.
O	P23	B	42O	4	6.0	EACH			6.0			All splitting and bulging.Monitor.B1 Ph.95.
O	P23	PED	44O	4	6.0	EACH		6.0				
O	P23	H	54C	4	1.0	EACH		1.0				
O	P23	P	56P	4	5.0	EACH		5.0				5.0m inspected.
O	S24	D	20C	4	160.5	M2		160.5			X	Service damaged LHS.Pipe holder needs tightening up.Ph.96.
O	S24	G	22P	4	3.0	EACH		3.0				
O	S24	XG	31C	4	3.0	EACH		3.0				
O	S24	W	71O	4	1.0	EACH			1.0			Monitor strong tidal movement(silt buildup).Change of depth.
O	P24	B	42O	4	6.0	EACH			5.0	1.0		3,4,3,3,3,3.5 Bearings bulging and splitting.Monitor.Ph.97 B1. B2 has severe bulging(crushing) and splitting.Replace.Ph.98.
O	P24	PED	44O	4	6.0	EACH		6.0				
O	P24	H	54C	4	1.0	EACH		1.0			X	Formwork bolt has caused a small spall RHS Face1.Ph.99. Side2 RHS vertical hairline cracks.
O	P24	P	56P	4	5.0	EACH		5.0				5.0m inspected.
O	S25	G	22P	4	3.0	EACH		3.0				
O	S25	D	20C	4	160.5	M2		160.5				
O	S25	XG	31C	4	3.0	EACH		3.0				
O	S25	W	71O	4	1.0	EACH			1.0			Monitor strong tidal movement.(silt buildup). Change in depth.
O	P25	B	42O	4	6.0	EACH			6.0			All bulging and splitting.Monitor.Ph.100.B6.
O	P25	PED	44O	4	6.0	EACH		6.0				
O	P25	H	54C	4	1.0	EACH		1.0				
O	P25	P	56P	4	5.0	EACH		5.0				5.0m inspected.
O	S26	D	20C	4	160.5	M2		160.5				
O	S26	G	22P	4	3.0	EACH		3.0				
O	S26	XG	31C	4	3.0	EACH		3.0				
O	S26	W	71O	4	1.0	EACH			1.0			Monitor strong tidal movement.Silt buildup).Change of depth.
O	P26	B	42O	4	6.0	EACH			6.0			All bulging and splitting.Monitor.Ph.101 B3.
O	P26	PED	44O	4	6.0	EACH		6.0				
O	P26	H	54C	4	1.0	EACH		1.0				
O	P26	P	56P	4	5.0	EACH		5.0				5.0m inspected.

Released Under RTI - DTMR

Structure Id 817 **Name** _____

Inspection Date 08-OCT-2017 **Inspection Level 2** [X] **Level 3** [ ] **Underwater** [ ]

Component Location				Exposure Class	Quantity	Unit	Quantity Per Condition State				Maintenance Reqd	Comments
Modification	Group	Component	Standard				1	2	3	4		* Location of item/condition * Description of defects by location type, magnitude,extent * References of sketches and photos (Roll/Exposure Nos)
O	S27	D	20C	4	160.5	M2		160.5				
O	S27	G	22P	4	3.0	EACH		3.0				
O	S27	XG	31C	4	3.0	EACH		3.0				
O	S27	W	71O	4	1.0	EACH		1.0				
O	P27	B	42O	4	6.0	EACH			6.0			All bulging and splitting.Monitor.Ph.104 B2.
O	P27	PED	44O	4	6.0	EACH		6.0				
O	P27	H	54C	4	1.0	EACH		1.0				
O	P27	P	56P	4	5.0	EACH		5.0				5.0m inspected.
O	S28	D	20C	4	160.5	M2		160.5				
O	S28	G	22P	4	3.0	EACH		3.0				
O	S28	XG	31C	4	3.0	EACH		3.0				
O	S28	W	71O	4	1.0	EACH			1.0			Monitor strong tidal movement(silt buildup).Change of depth.
O	P28	B	42O	4	6.0	EACH			6.0			All bulging and splitting. Monitor.Ph.105.B6.
O	P28	PED	44O	4	6.0	EACH		6.0				
O	P28	H	54C	4	1.0	EACH		1.0				
O	P28	P	56P	4	5.0	EACH		5.0				5m inspected.
O	S29	D	20C	4	160.5	M2		160.5				
O	S29	G	22P	4	3.0	EACH		3.0				
O	S29	XG	31C	4	3.0	EACH		3.0				
O	S29	W	71O	4	1.0	EACH			1.0			Monitor strong tidal movement(silt buildup).Change of depth.
O	P29	B	42O	4	6.0	EACH			6.0			All bulging and splitting. Monitor.Ph106 B1.
O	P29	PED	44O	4	6.0	EACH		6.0				
O	P29	H	54C	4	1.0	EACH		1.0				
O	P29	P	56P	4	5.0	EACH		5.0				5.0m inspected.
O	S30	D	20C	4	160.5	M2		160.5				
O	S30	G	22P	4	3.0	EACH		3.0				
O	S30	XG	31C	4	3.0	EACH		3.0				
O	S30	W	71O	4	1.0	EACH			1.0			Monitor strong tidal movement.(silt buildup).Change of depth.
O	P30	B	42O	4	6.0	EACH			6.0			All bulging and splitting.Monitor.Ph.108 B1.
O	P30	PED	44O	4	6.0	EACH		6.0				

Released Under RTI - DTMR

Structure Id 817 **Name** _____

Inspection Date 08-OCT-2017 **Inspection Level 2** [X] **Level 3** [ ] **Underwater** [ ]

Component Location				Exposure Class	Quantity	Unit	Quantity Per Condition State				Maintenance Reqd	Comments
Modification	Group	Component	Standard				1	2	3	4		* Location of item/condition * Description of defects by location type, magnitude,extent * References of sketches and photos (Roll/Exposure Nos)
O	P30	H	54 C	4	1.0	EACH		1.0				
O	P30	P	56 P	4	5.0	EACH		5.0				5m inspected.
O	S31	D	20 C	4	160.5	M2		160.2	0.3			Spalling;steel exposed between G2,3 behind XG3.Ph.110. Clean,treat and re-instate .3m2 of concrete mortar.
O	S31	G	22 P	4	3.0	EACH		3.0				
O	S31	XG	31 C	4	3.0	EACH		2.0	1.0			2,2,3. XG3 spalling between G1,2. .2m2. Mortar patch needed.
O	S31	W	71 O	4	1.0	EACH			1.0			Monitor strong tidal movemenr(silt buildup).Change of depth.
O	P31	B	42 O	4	6.0	EACH			6.0			All bulging and splitting.Ph.109 B1. Monitor.
O	P31	PED	44 O	4	6.0	EACH		6.0				
O	P31	H	54 C	4	1.0	EACH			1.0			Face 2 RHS 2 cracks <.3mm wide under G3.Marked and dated.Steel pipe frame seems to be causing the cracking. Face 1 RHS keeper block cracked <.4mm wide heads to outside face.Monitor all.
O	P31	P	56 P	4	4.0	EACH		4.0				4m inspected. P2 has a jacketed denso carbon fibre wrap. Considered a Strengthening.Cracking underwater in 2013 Dive report.
ST	P31	P	56 O	4	1.0	EACH		1.0				Carbon fibre denso wrap.2.3m inspected. 1.6m of concrete inspected.
O	S32	D	20 C	4	160.5	M2		160.5				
O	S32	G	22 P	4	3.0	EACH		3.0				
O	S32	XG	31 C	4	3.0	EACH		3.0			X	Tree growing between XG,s LHS. Ph.120.
O	S32	W	71 O	4	1.0	EACH			1.0			Monitor strong tidal movement(silt buildup).Change of depth.
O	P32	B	42 O	4	6.0	EACH			6.0			All bulging and splitting.Monitor.Ph.119 B5.
O	P32	PED	44 O	4	6.0	EACH		6.0				
O	P32	H	54 C	4	1.0	EACH		1.0				Loss of fines H/S under RHS. Minor cracking at keeper section.Diagonal and vertical.
O	P32	P	56 P	4	5.0	EACH		5.0				4.0m. inspected.
O	S33	D	20 C	4	160.5	M2		160.5				
O	S33	G	22 P	4	3.0	EACH		3.0				
O	S33	XG	31 C	4	3.0	EACH		2.0	1.0			2,2,3. XG3 spalling between G1,2. Ph.122. .3m2.Clean,treat and re-instate .3m2 of concrete mortar.
O	S33	W	71 O	4	1.0	EACH			1.0			Monitor strong tidal movement (silt buildup).Change of depth.
O	P33	B	42 O	4	6.0	EACH			6.0			All bulging and splitting. Ph.121 B3.Monitor.
O	P33	PED	44 O	4	6.0	EACH		6.0				
O	P33	H	54 C	4	1.0	EACH		1.0				
O	P33	P	56 P	4	4.0	EACH		4.0				2,3,4,5. P1 is denso wrapped.3.5m.inspected.

Released under RTI - DTMR

Structure Id 817 **Name** _____

Inspection Date 08-OCT-2017 **Inspection Level 2** [X] **Level 3** [ ] **Underwater** [ ]

Component Location				Exposure Class	Quantity	Unit	Quantity Per Condition State				Maintenance Reqd	Comments
Modification	Group	Component	Standard				1	2	3	4		* Location of item/condition * Description of defects by location type, magnitude,extent * References of sketches and photos (Roll/Exposure Nos)
ST	P33	P	56 O	4	1.0	EACH		1.0				
P1 has fibre carbon denso wrap. 2.2m. inspected. 1m of concrete above inspected.Ph.123. Ph.124 Piles setup.(exception). Crack from 2013 dive report covered.												
O	S34	D	20 C	4	160.5	M2		160.5				
O	S34	G	22 P	4	3.0	EACH		3.0				
O	S34	XG	31 C	4	3.0	EACH		3.0				
O	S34	W	71 O	4	1.0	EACH			1.0			Monitor strong tidal movement(silt buildup).Change of depth.
O	P34	B	42 O	4	6.0	EACH			6.0			All bulging and splitting. Ph.125 B2.Monitor.
O	P34	PED	44 O	4	6.0	EACH		6.0				
O	P34	H	54 C	4	1.0	EACH		1.0				RHS outside face 300mm long from bottom,vertical <.2mm wide crack.
O	P34	P	56 P	4	5.0	EACH		5.0				2m. inspected.Less than 25% inspected.Ph.126.
O	S35	D	20 C	4	160.5	M2		160.5				
O	S35	G	22 P	4	3.0	EACH		3.0				
2,3,3. XG 2 LHS steel exposed.Ph.127. Treat and apply protective coating. XG3 spalling and steel exposed between G1,2. Ph.128.Clean,treat and re-instate .4m2 of concrete mortar.												
O	S35	XG	31 C	4	3.0	EACH		1.0	2.0			
2,3,3. XG 2 LHS steel exposed.Ph.127. Treat and apply protective coating. XG3 spalling and steel exposed between G1,2. Ph.128.Clean,treat and re-instate .4m2 of concrete mortar.												
O	S35	W	71 O	4	1.0	EACH		1.0				
O	P35	B	42 O	4	6.0	EACH			6.0			All bulging and splitting.Monitor.Ph.129 B1.
O	P35	PED	44 O	4	6.0	EACH		6.0				
O	P35	H	54 C	4	1.0	EACH		1.0				Loss of fines underside .Hairline vertical cracks both ends probably from steel pipe pressure.
O	P35	P	56 P	4	5.0	EACH		5.0				1.5m inspected. Barnacles . Ph.130 for exception.Less than 25% inspected.
O	S36	D	20 C	4	160.5	M2		160.5				
O	S36	G	22 P	4	3.0	EACH		3.0				
O	S36	XG	31 C	4	3.0	EACH		2.0	1.0			2,2,3.XG3 LHS spalling.Knockout and patch..3m2.Ph.133.
O	S36	W	71 O	4	1.0	EACH			1.0			Monitor strong tidal movement.(silt buildup).Change of depth.
O	P36	B	42 O	4	6.0	EACH			6.0			All bulging and splitting.Ph.136 B6.Monitor.
O	P36	PED	44 O	4	6.0	EACH		6.0				
O	P36	H	54 C	4	1.0	EACH		1.0				
O	P36	P	56 P	4	4.0	EACH		4.0				1m inspected. Pile3 encased.Ph.134. 200mm thick concrete.
ST	P36	P	56 O	4	1.0	EACH		1.0				Pile 3 is concrete encased 200mm. 1m. inspected.
O	S37	D	20 C	4	160.5	M2		160.5				

Released Under RTI - DTMR

Structure Condition Inspection Report

B2/2

Structure Id 817 **Name** _____

Inspection Date 08-OCT-2017 **Inspection Level 2** [X] **Level 3** [ ] **Underwater** [ ]

Component Location				Exposure Class	Quantity	Unit	Quantity Per Condition State				Maintenance Reqd	Comments
Modification	Group	Component	Standard				1	2	3	4		* Location of item/condition * Description of defects by location type, magnitude,extent * References of sketches and photos (Roll/Exposure Nos)
O	S37	G	22 P	4	3.0	EACH		3.0				
O	S37	XG	31 C	4	3.0	EACH		2.0	1.0			2,2,3. XG3 spalling,steel exposed between G2,3. .3m2.Ph139. Clean,treat and re-instate .3m2 of concrete mortar.
O	S37	W	71 O	4	1.0	EACH			1.0			Monitor strong tidal movement.(silt buildup).Change of depth.
O	P37	B	42 O	4	6.0	EACH			6.0			All Bearings bulging and splitting.Ph.138 B2.Monitor.
O	P37	PED	44 O	4	6.0	EACH		6.0				
O	P37	H	54 C	4	1.0	EACH		1.0				Hairline vertical cracking throughout.
O	P37	P	56 P	4	5.0	EACH		5.0				500mm inspected. Ph.137.Less than 25% inspected.
O	S38	D	20 C	4	80.0	M2		80.0				50% inspected due to ply sheeting.Ph.142.
O	S38	G	22 P	4	3.0	EACH		2.0	1.0			3,1,1. G1 E1 spalling and steel exposed.Ph.141.Clean,treat and reinstate .3m2.
O	S38	XG	31 C	4	3.0	EACH		3.0				50% inspected (ply sheeting).Ph. 142.
O	S38	W	71 O	4	1.0	EACH	1.0					
O	A2	B	42 O	4	3.0	EACH	X	X	X	X		All Abutment 2 components hidden behind block wall.Ph.143.
O	A2	PED	44 O	4	3.0	EACH	X	X	X	X		All Abutment 2 components hidden behind block wall.Ph.143.
O	A2	A	50 C	4	1.0	EACH	X	X	X	X		All Abutment 2 components hidden behind block wall.Ph.143.
O	A2	P	56 P	4	5.0	EACH	X	X	X	X		All Abutment 2 components hidden behind block wall.Ph.143.
O	A2	WW	51 C	4	2.0	EACH		2.0				

Released Under RTI - DTMR

Defective Components Report

B2/3 | **Sheet 1 Of 5**

Structure Id 817 **Name**
Crossing Name Pumicestone Channel **Alt. Name** Bribie Island Bridge
Structure Type Bridge **Owner** MR DEPARTMENT OF MAIN R
Construction Type Girder/Beam **District** 407 North Coast
Construction Material Pre-Stressed Concrete **LGA Id** 250 MORETON BAY REGIONA
Inspector Garry Z Sharp **Date** 08-OCT-2017

Inspection Level 2 [X] **Programmed** [X]
Level 3 [ ] **Exceptional** [ ] **Underwater** [ ]

Road Section Id	Description	S	Cway	S	RPC	Start Tdist	RPC	End Tdist	TDist Start	TDist End
126	CABOOLTURE - BR	C	1	C	5	0.000	5	0.839	18.220	19.059

Component Location: Modification	Group	Component	Standard Number	Exposure Class	Condition State	Description of Defect (* Detailed Description * Estimated Quantity * "Other" action required * Urgency of action (what, who, when, how) * Recommended Testing * Reference of Sketches and Photos (Roll/Exposure Nos))	Required Action (X): Monitor	Level 3 Inspection	Other
O	AP1	AP	70 O	4	3				X
Cracking at relieving slab <50mm wide with longitudinal and transverse craze cracking <15mm wide throughout. Recommend excavate and relay <80m2 of asphalt with programmed maintenance before next inspection.Ph. 40,41,42.									
O	A1	B1	42 O	4	3		X		
All Bearings are bulging and splitting with some crushing evident. Ph.01,02,03. Bearings 500mm x 200mm throughout Structure.									
O	P1	B5	42 O	4	3		X		
All Bearings are bulging and splitting with some crushing evident.They all appear overstressed but are functioning ok.Ph.06 B5.Monitor all.									
O	S2	G1	22 P	4	3				X
3,1,1. G1 E2 steel exposed due to lack of cover.Clean,treat and epoxy over steel to prevent corrosion.Ph.09. .1m2.									
O	P2	B1	42 O	4	3		X		
3,3,3,2,2,2. B1-3 all bulging and splitting. Appear overstressed.Functioning ok.Ph.07 B3,08 B1.									
O	S3	XG1	31 C	4	3	3,1,3. XG1 outside section spalling and steel exposed.Ph.12..2m2.			X
O	S3	XG3	31 C	4	3	3,1,3. XG3 outside section E2 has spalling,steel exposed. Ph.16. .2m2.			X
O	P3	B1	42 O	4	3	All bulging and splitting. Appear overstressed but functioning ok.Ph.13,14,15. B1,2,3.	X		
O	S4	G3	22 P	4	3				X
2,2,3. G3 spall,steel exposed under.Not enough cover. Ph.22. .2m2. Clean,treat and epoxy over steel to prevent corrosion.									
O	P4	B1	42 O	4	3	All splitting and bulging.Ph.24.B4. Appear overstressed but functioning ok.Monitor.	X		
O	S5	XG3	31 C	4	3				X
1,1,3.XG3 E2 outside section spalling and steel exposed.Some loss of section.(20%)Ph.26.Clean,treat and re-instate .2m2 of concrete mortar. Possibly splice new steel.									
O	P5	B1	42 O	4	3		X		

Released under RTI - DTMR

Defective Components Report

B2/3 | **Sheet 2 Of 5**

Structure Id 817 **Name** _____

Inspection Date 08-OCT-2017 **Inspection Level 2** [X] **Level 3** [ ] **Underwater** [ ]

Component Location				Exposure Class	Condition State	Description of Defect * Detailed Description * Estimated Quantity * "Other" action required * Urgency of action (what, who, when, how) * Recommended Testing * Reference of Sketches and Photos (Roll/Exposure Nos)	Required Action (X)		
Modification	Group	Component	Standard Number				Monitor	Level 3 Inspection	Other
3,3,3,2,2,2. B1-3 are bulging and splitting.Appear overstressed but functioning ok.Monitor.Ph.27 B3.									
O	S6	G2	22 P	4	3				X
1,3,1. G2 E2 spalling and steel exposed near Bearing. Ph.29. Clean,treat and re-instate .2m2 of concrete mortar.									
O	P6	B1	42 O	4	3		X		
All bulging,splitting and appear overstessed,but functioning ok.Ph.30 B3. PH.32 B6.Monitor all.									
O	P7	B1	42 O	4	3		X		
All splitting and bulging.Appear overstressed but functioning ok.Ph.33 B2.Ph.36 B6.Monitor all.									
O	S8	XG1	31 C	4	3				X
3,2,2.XG1 RHS outside section spalling,steel exposed. .2m2. Ph.37. Patch with other spalls.									
O	P8	B1	42 O	4	3		X		
All bulging and splitting.Appear to be overstressed but functioning ok.Ph.38 B3. Ph.48 B6.Monitor all.									
O	S9	G3	22 P	4	3				X
2,2,3. G3 MS spall;lack of cover in Deck.Ph.50.Clean steel and cover with epoxy.Ph.50..1m2.									
O	P9	B2	42 O	4	3		X		
2,3,3,3,2,2. B2,3,4 are all bulging and splitting.Appear to be overstressed but functioning ok.Ph.51 B3.Ph.52 B4.Monitor all.									
O	S10	XG3	31 C	4	3				X
2,2,3. XG3 LHS outside section spalling.Some loss of steel.Ph.56. Clean,treat and re-instate .3m2 of concrete mortar.									
O	P10	B1	42 O	4	3	All bulging,splitting. B1 Ph.55.Appear overstressed but are functioning ok.Monitor all.	X		
O	S11	W	71 O	4	3	Monitor silt buildup from strong tidal movements.	X		
O	P11	B3	42 O	4	3		X		
2,2,3,3,2,3. B3,4,6 splitting,bulging.Appear overstressed but functioning ok.Monitor. Ph.58.B3.									
O	S12	G1	22 P	4	3				X
3,2,2. G1 E2 steel exposed with minimal spalling.Needs cleaning and an epoxy cover as there is very little cover..2m2.Ph.60.									
O	S12	XG3	31 C	4	3				X
2,2,3. XG 3 LHS outside section has 3 spall sections with steel exposed.Ph.64,65.Clean,treat and re-instate .3m2 of concrete mortar.									
O	S12	W	71 O	4	3	Monitor change in depth.Refer B2/7.	X		

Released under RTI - DTMR

Defective Components Report

B2/3 | **Sheet 3 Of 5**

Structure Id 817 **Name** _____

Inspection Date 08-OCT-2017 **Inspection Level 2** [X] **Level 3** [ ] **Underwater** [ ]

Component Location				Exposure Class	Condition State	Description of Defect * Detailed Description * Estimated Quantity * "Other" action required * Urgency of action (what, who, when, how) * Recommended Testing * Reference of Sketches and Photos (Roll/Exposure Nos)	Required Action (X)		
Modification	Group	Component	Standard Number				Monitor	Level 3 Inspection	Other
O	P12	B1	42 O	4	3	3,3,3,3,3,4. B1-5 bulging and splitting. Monitor.	X		
O	P12	B6	42 O	4	4	3,3,3,3,3,4. B6 has severe splitting,bulging and crushing requiring replacement.Ph.63.			X
O	S13	W	71 O	4	3	Change in depth due to strong tidal movements. Monitor.	X		
O	P13	B4	42 O	4	3		X		
2,2,2,3,3,3. B4-6 are bulging and splitting.Appear overstessed but functioning ok.Ph.66 B3.Ph.68 B6.									
O	S14	W	71 O	4	3		X		
Little change in depth from last report.Strong tidal movement suggests silt buildup.Monitor.C/S 2 on upstream.									
O	P14	B1	42 O	4	3	All bulging and splitting.Monitor.Ph.69 B1.	X		
O	S15	XG2	31 C	4	3	2,3,2. XG2 RHS outside section steel exposed.Needs cleaning and epoxy cover.Ph.73. .2m2.			X
O	S15	W	71 O	4	3	Strong tidal movements causing silt buildup throughout at time of dippings.Monitor.	X		
O	P15	B1	42 O	4	3	All bulging and splitting.Ph.75 B6. Monitor all.	X		
O	S16	W	71 O	4	3	Change in depth with strong tidal movement.(Silt buildup).Monitor.	X		
O	P16	B1	42 O	4	3	3,3,3,3,2,2.B1-4 are bulging and splitting.Ph.76 B3. Monitor.	X		
O	S17	W	71 O	4	3	Monitor.All dips appear to have silt buildup from strong tidal movements.	X		
O	P17	B5	42 O	4	3	All bulging and splitting.Ph.81 B5.Monitor.	X		
O	S18	W	71 O	4	3	Monitor silt movement;change of depth.	X		
O	P18	B1	42 O	4	3	3,3,3,2,3,2. B1,2,3,5 bulging and splitting. Ph.82 B2.Monitor.	X		
O	S19	W	71 O	4	3	Monitor strong tidal movement(silt).Changes of depth.	X		
O	P19	B3	42 O	4	3	All bulging and splitting.Monitor.Ph.85 B3.	X		
O	S20	W	71 O	4	3	Monitor strong tidal movement.Changes in depth.	X		
O	P20	B1	42 O	4	3	All bulging and splitting.Ph.88 B1.Monitor.	X		
O	S21	W	71 O	4	3	Monitor strong tidal movement.(silt buildup). Change of depth.	X		
O	P21	B1	42 O	4	3		X		
3,4,3,3,3,3.5 Bearings bulging and splitting.Appear overstressed but functioning ok.Monitor.									
O	P21	B2	42 O	4	4	3,4,3,3,3,3.5B2 has severe bulging;represents a crushing effect.Needs replacing. Ph.91.			X
O	S22	W	71 O	4	3	Monitor strong tidal movement(silt buildup). Changes of depth.	X		

Released Under RTI - DTMR

Defective Components Report

B2/3 | **Sheet 4 Of 5**

Structure Id 817 **Name** _____

Inspection Date 08-OCT-2017 **Inspection Level 2** [X] **Level 3** [ ] **Underwater** [ ]

Component Location				Exposure Class	Condition State	Description of Defect * Detailed Description * Estimated Quantity * "Other" action required * Urgency of action (what, who, when, how) * Recommended Testing * Reference of Sketches and Photos (Roll/Exposure Nos)	Required Action (X)		
Modification	Group	Component	Standard Number				Monitor	Level 3 Inspection	Other
O	P22	B1	42 O	4	3	All bulging and splitting.Ph.92 B6. Monitor.	X		
O	S23	XG1	31 C	4	3				X
3,3,1. XG1 spalling,steel exposed between G2,3..3m2. Clean,treat and re-instate .3m2 of concrete mortar.Ph.93.									
O	S23	XG2	31 C	4	3				X
3,3,1. XG2 spalling,steel exposed between G1,2.Ph .9Clean,treat and re-instate ..3m2 of concrete mortar.Ph.94.									
O	S23	W	71 O	4	3	Monitor strong tidal movement (silt buildup).Change in depth.	X		
O	P23	B1	42 O	4	3	Al splitting and bulging.Monitor.B1 Ph.95.	X		
O	S24	W	71 O	4	3	Monitor strong tidal movement(silt buildup).Change of depth.	X		
O	P24	B1	42 O	4	3	3,4,3,3,3,3.5 Bearings bulging and splitting.Monitor.Ph.97 B1.	X		
O	P24	B2	42 O	4	4	3,4,3,3,3,3.. B2 has severe bulging(crushing) and splitting.Replace.Ph.98.			X
O	S25	W	71 O	4	3	Monitor strong tidal movement.(silt buildup). Change in depth.	X		
O	P25	B6	42 O	4	3	All bulging and splitting.Monitor.Ph.100.B6.	X		
O	S26	W	71 O	4	3	Monitor strong tidal movement.Silt buildup).Change of depth.	X		
O	P26	B1	42 O	4	3	All bulging and splitting.Monitor.Ph.101 B3.	X		
O	P27	B2	42 O	4	3	All bulging and splitting.Monitor.Ph.104 B2.	X		
O	S28	W	71 O	4	3	Monitor strong tidal movement(silt buildup).Change of depth.	X		
O	P28	B6	42 O	4	3	All bulging and splitting. Monitor.Ph.105.B6.	X		
O	S29	W	71 O	4	3	Monitor strong tidal movement(silt buildup).Change of depth.	X		
O	P29	B1	42 O	4	3	All bulging and splitting. Monitor.Ph106 B1.	X		
O	S30	W	71 O	4	3	Monitor strong tidal movement.(silt buildup).Change of depth.	X		
O	P30	B1	42 O	4	3	All bulging and splitting.Monitor.Ph.108 B1.	X		
O	S31	D1	20 C	4	3				X
Spalling;steel exposed between G2,3 behind XG3.Ph.110. Clean,treat and re-instate .3m2 of concrete mortar.									
O	S31	XG3	31 C	4	3	2,2,3. XG3 spalling between G1,2. .2m2. Mortar patch needed.			X
O	S31	W	71 O	4	3	Monitor strong tidal movemenr(silt buildup).Change of depth.	X		
O	P31	B1	42 O	4	3	All bulging and splitting.Ph.109 B1. Monitor.	X		

Released under RTI - DTMR

Defective Components Report

B2/3 | **Sheet 5 Of 5**

Structure Id 817 **Name** _____

Inspection Date 08-OCT-2017 **Inspection Level 2** [X] **Level 3** [ ] **Underwater** [ ]

Component Location				Exposure Class	Condition State	Description of Defect * Detailed Description * Estimated Quantity * "Other" action required * Urgency of action (what, who, when, how) * Recommended Testing * Reference of Sketches and Photos (Roll/Exposure Nos)	Required Action (X)		
Modification	Group	Component	Standard Number				Monitor	Level 3 Inspection	Other
O	P31	H1	54 C	4	3		X		
Face 2 RHS 2 cracks <.3mm wide under G3.Marked and dated.Steel pipe frame seems to be causing the cracking. Face 1 RHS keeper block cracked <.4mm wide heads to outside face.Monitor all.									
O	S32	W	71 O	4	3	Monitor strong tidal movemenr(silt buildup).Change of depth.	X		
O	P32	B5	42 O	4	3	All bulging and splitting.Monitor.Ph.119 B5.	X		
O	S33	XG3	31 C	4	3				X
2,2,3. XG3 spalling between G1,2. Ph.122. .3m2.Clean,treat and re-instate .3m2 of concrete mortar.									
O	S33	W	71 O	4	3	Monitor strong tidal movemenr(silt buildup).Change of depth.	X		
O	P33	B1	42 O	4	3	All bulging and splitting. Ph.121 B3.Monitor.	X		
O	S34	W	71 O	4	3	Monitor strong tidal movemenr(silt buildup).Change of depth.	X		
O	P34	B2	42 O	4	3	All bulging and splitting. Ph.125 B2.Monitor.	X		
O	S35	XG2	31 C	4	3	2,3,3. XG 2 LHS steel exposed.Ph.127. Treat and apply protective coating.			X
O	S35	XG3	31 C	4	3				X
2,3,3. XG3 spalling and steel exposed between G1,2. Ph.128.Clean,treat and re-instate .4m2 of concrete mortar.									
O	P35	B1	42 O	4	3	All bulging and splitting.Monitor.Ph.129 B1.	X		
O	S36	XG3	31 C	4	3	2,2,3.XG3 LHS spalling.Knockout and patch..3m2.Ph.133.			X
O	S36	W	71 O	4	3	Monitor strong tidal movement.(silt buildup).Change of depth.	X		
O	P36	B6	42 O	4	3	All bulging and splitting.Ph.136 B6.Monitor.	X		
O	S37	XG3	31 C	4	3				X
2,2,3. XG3 spalling,steel exposed between G2,3. .3m2.Ph139. Clean,treat and re-instate .3m2 of concrete mortar.									
O	S37	W	71 O	4	3	Monitor strong tidal movement.(silt buildup).Change of depth.	X		
O	P37	B1	42 O	4	3	All Bearings bulging and splitting.Ph.138 B2.Monitor.	X		
O	S38	G1	22 P	4	3	3,1,1. G1 E1 spalling and steel exposed.Ph.141.Clean,treat and reinstate .3m2.			X

Released under RTI - DTMR

Standard Procedure Exceptions Report

B2/4 | Sheet 1 Of 1

Structure Id 817 **Name**
Crossing Name Pumicestone Channel **Alt. Name** Bribie Island Bridge
Structure Type Bridge **Owner** MR DEPARTMENT OF MAIN RO
Construction Type Girder/Beam **District** 407 North Coast
Construction Material Pre-Stressed Concrete **LGA Id** 250 MORETON BAY REGIONAI
Inspector Garry Z Sharp **Date** 08-OCT-2017

Inspection Level 2 [X] **Programmed** [X]
Level 3 [ ] **Exceptional** [ ] **Underwater** [ ]

Road Section Id	Description	S	Cway	S	Start RPC	Start Dist	End RPC	End Dist	TDist Start	TDist End
126	CABOOLTURE - BR	C	1	C	5	0.000	5	0.839	18.220	19.059

Component Location					Exception (X)				
Modification	Group	Component	Standard Number	Exposure Class	Undefined Component	Component Not Inspected	Less than 25% Comp Inspected	Other	Comments * Description of undefined component * Photograph/sketch references * Reasons component not inspected * Any other exceptions
O	S38	D	20 C	4				X	50% inspected.Ph.142.
O	S38	XG	31 C	4				X	50% inspected.See Ph.142.
O	A2	B	42 O	4		X			All Abutment 2 components hidden behind block wall.Ph.143.
O	A2	PED	44 O	4		X			All Abutment 2 components hidden behind block wall.Ph.143.
O	A2	A	50 C	4		X			All Abutment 2 components hidden behind block wall.Ph.143.
O	A2	P	56 P	4		X			All Abutment 2 components hidden behind block wall.Ph.143.
O	P1	P	56 P	4			X		1.7m insp.
O	P2	P	56 P	4			X		2.0m insp.Ph.11.Less than 25% inspected.
O	P3	P	56 P	4			X		2.0m insp. Ph.17.
O	P4	P	56 P	4			X		2.2m insp.Ph.23.
O	P5	P	56 P	4			X		2.2m insp. Ph.28.
O	P6	P	56 P	4			X		Less than 25% inspected.Ph.31.2.4m insp.
O	P7	P	56 P	4			X		Less than 25% inspected.2.8m insp.Ph.34.
O	P34	P	56 P	4			X		2m.insp.Less than 25% inspected.Ph.126.
O	P35	P	56 P	4			X		1.5m insp.Less than 25% inspected.Ph.130.
O	P36	P	56 P	4			X		1m insp.Less than 25% inspected.Ph.135.
O	P37	P	56 P	4			X		500mm insp. Ph.137.Less than 25% inspected.

Released under RTI - DTMR

Level 2 Inspection Report - Photos & Sketches Record

B2/6

Structure Id 817 Name

Crossing Name Pumicestone Channel Alt. Name Bribie Island Bridge

Structure Type Bridge Owner MR DEPARTMENT OF MAIN R

Construction Type Girder/Beam District 407 North Coast

Construction Material Pre-Stressed Concrete LGA Id 250 MORETON BAY REGIONA

Inspector Garry Z Sharp Date 08-OCT-2017

Inspection Level 2 [X] Programmed [X]

Level 3 [ ] Exceptional [ ] Underwater [ ]

Road Section Id	Description	S	Cway	S	Start RPC	Start Dist	End RPC	End Dist	TDist Start	TDist End
126	CABOOLTURE - BR	C	1	C	5	0.000	5	0.839	18.220	19.059

Film/Exposure Number	Sketch No	Location: Modification	Location: Group	Location: Component	Description * Deck Surface (full width and alignment) * Side View (waterway, spans, piers, etc) * Underside (deck and pier construction) * Deficient Component and Major Defects * Undefined Elements	Id
01		O	A1	B1	Bulging.B1.	1009436
02		O	A1	B1	Crushing.B2.	1009437
03		O	A1	B1	Splitting.	1009438
06		O	P1	B5	Bearing defect.	1009613
07		O	P2	B1	Bulging.B3.	1009723
08		O	P2	B1	Splitting B1.	1009725
09		O	S2	G1	Steel exposed.	1009712
10		O	P1	P	Piles exception.	1018529
100		O	P25	B6	Bulging.	1012331
101		O	P26	B1	B3 bulging.	1012334
103		O	P17	J1	Sunk <25mm.	1009364
104		O	P27	B2	B2 splitting.	1012337
105		O	P28	B6	B6 bulging.	1012340
106		O	P29	B1	Bulging.B1.	1012350
108		O	P30	B1	B1 splitting.	1013345
109		O	P31	B1	B1 bulging.	1013379
11		O	P2	P	Piles exception.	1018545
110		O	S31	D1	Steel exposed.	1013347
111		O	S31	XG3	Spall.	1013350

Released under FOI - DTMR

Structure Id 817 **Name** _____

Inspection Date 08-OCT-2017 **Inspection Level 2** [X] **Level 3** [ ] **Underwater** [ ]

Film/Exposure Number	Sketch No	Location			Description * Deck Surface (full width and alignment) * Side View (waterway, spans, piers, etc) * Underside (deck and pier construction) * Deficient Component and Major Defects * Undefined Elements	Id
		Modification	Group	Component		
118		O	P32	P	Piles.	1013965
119		O	P32	B5	B5 bulging.	1013960
120		O	S32	XG	Tree growing.	1013380
121		O	P33	B1	B3 bulging.	1014551
122		O	S33	XG3	Steel exposed.	1014547
123		O	P33	P	Denso wrap.	1014552
125		O	P34	B2	B2 bulging.	1014553
126		O	P34	P	Piles exception.	1018668
127		O	S35	XG2	Steel exposed.	1014619
128		O	S35	XG3	Steel exposed.	1014620
129		O	P35	B1	Splitting.	1014649
13		O	P3	B1	B1 bulging.	1009748
130		O	P35	P	Piles exception.	1018669
133		O	S36	XG3	Spalling.	1015270
134		O	P36	P	Piles exception.	1018684
136		O	P36	B6	B6 Bulging.	1015281
137		O	P37	P	Piles exception.	1018686
138		O	P37	B1	Splitting.	1017980
139		O	S37	XG3	Steel exposed.	1015361
14		O	P3	B1	B2 splitting.	1009749
141		O	S38	G1	Steel exposed.	1017987
142		O	S38	D	Deck exception.	1017983
143		O	A2	A	Abut.2 exceptions.	1018034
144		O	P31	J2	100mm wide Joint.	1009402
15		O	P3	B1	B3 bulging.	1009750
17		O	P3	P	Piles exception.	1009754

Released under RTI - DTMR

Structure Id 817 **Name** _____

Inspection Date 08-OCT-2017 **Inspection Level 2** [X] **Level 3** [ ] **Underwater** [ ]

Film/Exposure Number	Sketch No	Location			Description * Deck Surface (full width and alignment) * Side View (waterway, spans, piers, etc) * Underside (deck and pier construction) * Deficient Component and Major Defects * Undefined Elements	Id
		Modification	Group	Component		
22		O	S4	G3	Steel exposed.	1009765
23		O	P4	P	Piles exception.	1018549
24		O	P4	B1	B4 bulging.	1009782
25		O	P4	H	Cracking.	1009819
26		O	S5	XG3	Steel exposed.	1009865
27		O	P5	B1	Splitting.B3.	1009898
28		O	P5	P	Piles exception.	1018614
29		O	S6	G2	Steel exposed.	1009901
30		O	P6	B1	B3 bulging.	1009989
31		O	P6	P	Piles exception.	1018646
32		O	P6	B1	Splitting.B6.	1010006
33		O	P7	B1	B2 splitting.	1010229
34		O	P7	P	Piles exception.	1010238
36		O	P7	B1	B6 bulging.	1010231
37		O	S8	XG1	Steel exposed.	1010242
38		O	P8	B1	B3 bulging.	1010246
40		O	AP1	AP	Cracking at rel. slab.	1009076
41		O	AP1	AP	Crazecracking.	1009077
42		O	AP1	AP	Crazecracking.	1009078
43		O	A1	J1	Typical Joint.	1009238
44		O	P2	J1	Sunk <40mm.	1009317
45		O	P6	J1	Sunk <40mm.	1009281
46		O	P8	J1	Rubber sunk.	1009293
48					Sideview RHS from E2.	1008973
49		O	P8	B1	B6 splitting.	1010248
50		O	S9	G3	Spall.	1010265

Released under RTI - DTMR

Structure Id 817 **Name** _____

Inspection Date 08-OCT-2017 **Inspection Level 2** [X] **Level 3** [ ] **Underwater** [ ]

Film/Exposure Number	Sketch No	Location			Description * Deck Surface (full width and alignment) * Side View (waterway, spans, piers, etc) * Underside (deck and pier construction) * Deficient Component and Major Defects * Undefined Elements	Id
		Modification	Group	Component		
51		O	P9	B2	B3 bulging.	1010268
52		ST	P9	P	Strengthening.	1010299
53		O	P9	B2	B4 splitting.	1010269
55		O	P10	B1	Bulging.	1010318
56		O	S10	XG3	Steel exposed.	1010307
58		O	P11	B3	Splitting.	1010417
60		O	S12	G1	Lack of cover.	1010424
63		O	P12	B6	Crushing.	1012026
64		O	S12	XG3	Spalling.	1010435
65		O	S12	XG3	Steel exposed.	1010436
66		O	P13	B4	B4 Bulging.	1012033
68		O	P13	B4	B6.Splitting.	1012034
69		O	P14	B1	B1 Bulging.	1012045
73		O	S15	XG2	Steel exposed.	1012069
75		O	P15	B1	Bulging.	1012079
76		O	P16	B1	Splitting.	1012086
78		O	P9	J1	Sunk <20mm.	1009299
79		O	S13	K	Blocked scupper.	1009356
81		O	P17	B5	Bulging.	1018761
82		O	P18	B1	B2 bulging.	1012143
85		O	P19	B3	Bulging.	1012172
86		O	P19	P	Pile encasement.	1012205
88		O	P20	B1	B1 bulging.	1012220
89		O	P20	P1	Encased Pile.	1012280
92		O	P22	B1	B6. Bulging.	1012323
93		O	S23	XG1	Steel exposed.	1012324

Released under RTI - DTMR

Structure Id 817 **Name** _____

Inspection Date 08-OCT-2017 **Inspection Level 2** [X] **Level 3** [ ] **Underwater** [ ]

Film/Exposure Number	Sketch No	Location: Modification	Location: Group	Location: Component	Description * Deck Surface (full width and alignment) * Side View (waterway, spans, piers, etc) * Underside (deck and pier construction) * Deficient Component and Major Defects * Undefined Elements	Id
94		O	S23	XG2	Steel exposed.	1012325
95		O	P23	B1	Bulging.	1012326
96		O	S24	D	Sagging pipe holder.	1012327
97		O	P24	B1	B1 bulging.	1012329
98		O	P24	B2	Crushing.	1012328
99		O	P24	H	Spall.	1012330

Structure Id 817 **Name** _____

Inspection Date 08-OCT-2017 **Inspection Level 2** [X] **Level 3** [ ] **Underwater** [ ]

Pictures

** All images printed for this report.

Id 1008973 **Date** 08-OCT-2017

Film / Exposure Number 48 **Sketch No**

Description Sideview RHS from E2.

Mod	Category	Number	Comp Code	Comp No



Id 1009076 **Date** 08-OCT-2017

Film / Exposure Number 40 **Sketch No**

Description Cracking at rel. slab.

Mod	Category	Number	Comp Code	Comp No
O	AP	1	AP	



Released under RTI - DTMR

Structure Id 817 **Name** _____

Inspection Date 08-OCT-2017 **Inspection Level 2** [X] **Level 3** [ ] **Underwater** [ ]

Pictures

** All images printed for this report.

Id 1009077 **Date** 08-OCT-2017

Film / Exposure Number 41 **Sketch No**

Description Crazecracking.

Mod	Category	Number	Comp Code	Comp No
O	AP	1	AP	



Id 1009078 **Date** 08-OCT-2017

Film / Exposure Number 42 **Sketch No**

Description Crazecracking.

Mod	Category	Number	Comp Code	Comp No
O	AP	1	AP	



Id 1009238 **Date** 08-OCT-2017

Film / Exposure Number 43 **Sketch No**

Description Typical Joint.

Mod	Category	Number	Comp Code	Comp No
O	A	1	J1	



Released under RTI - DTMR

Structure Id 817 **Name** _____

Inspection Date 08-OCT-2017 **Inspection Level 2** [X] **Level 3** [ ] **Underwater** [ ]

Pictures

** All images printed for this report.

Id 1009281 **Date** 08-OCT-2017

Film / Exposure Number 45 **Sketch No**

Description Sunk <40mm.

Mod	Category	Number	Comp Code	Comp No
O	P	6	J1	



Id 1009293 **Date** 08-OCT-2017

Film / Exposure Number 46 **Sketch No**

Description Rubber sunk.

Mod	Category	Number	Comp Code	Comp No
O	P	8	J1	



Id 1009299 **Date** 08-OCT-2017

Film / Exposure Number 78 **Sketch No**

Description Sunk <20mm.

Mod	Category	Number	Comp Code	Comp No
O	P	9	J1	



Released under RTI - DTMR

Structure Id 817 **Name** _____

Inspection Date 08-OCT-2017 **Inspection Level 2** [X] **Level 3** [ ] **Underwater** [ ]

Pictures

** All images printed for this report.

Id 1009317 **Date** 08-OCT-2017

Film / Exposure Number 44 **Sketch No**

Description Sunk <40mm.

Mod	Category	Number	Comp Code	Comp No
O	P	2	J1	



Id 1009356 **Date** 08-OCT-2017

Film / Exposure Number 79 **Sketch No**

Description Blocked scupper.

Mod	Category	Number	Comp Code	Comp No
O	S	13	K	



Id 1009364 **Date** 08-OCT-2017

Film / Exposure Number 103 **Sketch No**

Description Sunk <25mm.

Mod	Category	Number	Comp Code	Comp No
O	P	17	J1	



Released under RTI - DTMR

Structure Id 817 **Name** _____

Inspection Date 08-OCT-2017 **Inspection Level 2** [X] **Level 3** [ ] **Underwater** [ ]

Pictures

** All images printed for this report.

Id 1009402 **Date** 08-OCT-2017

Film / Exposure Number 144 **Sketch No**

Description 100mm wide Joint.

Mod	Category	Number	Comp Code	Comp No
O	P	31	J2	



Id 1009436 **Date** 08-OCT-2017

Film / Exposure Number 01 **Sketch No**

Description Bulging.B1.

Mod	Category	Number	Comp Code	Comp No
O	A	1	B	1



Id 1009437 **Date** 08-OCT-2017

Film / Exposure Number 02 **Sketch No**

Description Crushing.B2.

Mod	Category	Number	Comp Code	Comp No
O	A	1	B	1



Released under RTI - DTMR

Structure Id 817 **Name** _____

Inspection Date 08-OCT-2017 **Inspection Level 2** [X] **Level 3** [ ] **Underwater** [ ]

Pictures

** All images printed for this report.

Id 1009438 **Date** 08-OCT-2017

Film / Exposure Number 03 **Sketch No**

Description Splitting.

Mod	Category	Number	Comp Code	Comp No
O	A	1	B	1



Id 1009613 **Date** 08-OCT-2017

Film / Exposure Number 06 **Sketch No**

Description Bearing defect.

Mod	Category	Number	Comp Code	Comp No
O	P	1	B	5



Id 1009712 **Date** 08-OCT-2017

Film / Exposure Number 09 **Sketch No**

Description Steel exposed.

Mod	Category	Number	Comp Code	Comp No
O	S	2	G	1



Released under RTI - DTMR

Structure Id 817 **Name** _____

Inspection Date 08-OCT-2017 **Inspection Level 2** [X] **Level 3** [ ] **Underwater** [ ]

Pictures

** All images printed for this report.

Id 1009723 **Date** 08-OCT-2017

Film / Exposure Number 07 **Sketch No**

Description Bulging.B3.

Mod	Category	Number	Comp Code	Comp No
O	P	2	B	1



Id 1009725 **Date** 08-OCT-2017

Film / Exposure Number 08 **Sketch No**

Description Splitting B1.

Mod	Category	Number	Comp Code	Comp No
O	P	2	B	1



Id 1009748 **Date** 08-OCT-2017

Film / Exposure Number 13 **Sketch No**

Description B1 bulging.

Mod	Category	Number	Comp Code	Comp No
O	P	3	B	1



Released under RTI - DTMR

Structure Id 817 **Name** _____

Inspection Date 08-OCT-2017 **Inspection Level 2** [X] **Level 3** [ ] **Underwater** [ ]

Pictures

** All images printed for this report.

Id 1009749 **Date** 08-OCT-2017

Film / Exposure Number 14 **Sketch No**

Description B2 splitting.

Mod	Category	Number	Comp Code	Comp No
O	P	3	B	1



Id 1009750 **Date** 08-OCT-2017

Film / Exposure Number 15 **Sketch No**

Description B3 bulging.

Mod	Category	Number	Comp Code	Comp No
O	P	3	B	1



Id 1009754 **Date** 08-OCT-2017

Film / Exposure Number 17 **Sketch No**

Description Piles exception.

Mod	Category	Number	Comp Code	Comp No
O	P	3	P	



Released under RTI - DTMR

Structure Id 817 **Name** _____

Inspection Date 08-OCT-2017 **Inspection Level 2** [X] **Level 3** [ ] **Underwater** [ ]

Pictures

** All images printed for this report.

Id 1009765 **Date** 08-OCT-2017

Film / Exposure Number 22 **Sketch No**

Description Steel exposed.

Mod	Category	Number	Comp Code	Comp No
O	S	4	G	3



Id 1009782 **Date** 08-OCT-2017

Film / Exposure Number 24 **Sketch No**

Description B4 bulging.

Mod	Category	Number	Comp Code	Comp No
O	P	4	B	1



Id 1009819 **Date** 08-OCT-2017

Film / Exposure Number 25 **Sketch No**

Description Cracking.

Mod	Category	Number	Comp Code	Comp No
O	P	4	H	



Released under RTI - DTMR

Structure Id 817 **Name** _____

Inspection Date 08-OCT-2017 **Inspection Level 2** [X] **Level 3** [ ] **Underwater** [ ]

Pictures

** All images printed for this report.

Id 1009865 **Date** 08-OCT-2017

Film / Exposure Number 26 **Sketch No**

Description Steel exposed.

Mod	Category	Number	Comp Code	Comp No
O	S	5	XG	3



Id 1009898 **Date** 08-OCT-2017

Film / Exposure Number 27 **Sketch No**

Description Splitting.B3.

Mod	Category	Number	Comp Code	Comp No
O	P	5	B	1



Id 1009901 **Date** 08-OCT-2017

Film / Exposure Number 29 **Sketch No**

Description Steel exposed.

Mod	Category	Number	Comp Code	Comp No
O	S	6	G	2



Released under RTI - DTMR

Structure Id 817 **Name** _____

Inspection Date 08-OCT-2017 **Inspection Level 2** [X] **Level 3** [ ] **Underwater** [ ]

Pictures

** All images printed for this report.

Id 1009989 **Date** 08-OCT-2017

Film / Exposure Number 30 **Sketch No**

Description B3 bulging.

Mod	Category	Number	Comp Code	Comp No
O	P	6	B	1



Id 1010006 **Date** 08-OCT-2017

Film / Exposure Number 32 **Sketch No**

Description Splitting.B6.

Mod	Category	Number	Comp Code	Comp No
O	P	6	B	1



Id 1010229 **Date** 08-OCT-2017

Film / Exposure Number 33 **Sketch No**

Description B2 splitting.

Mod	Category	Number	Comp Code	Comp No
O	P	7	B	1



Released under RTI - DTMR

Structure Id 817 **Name** _____

Inspection Date 08-OCT-2017 **Inspection Level 2** [X] **Level 3** [ ] **Underwater** [ ]

Pictures

** All images printed for this report.

Id 1010231 **Date** 08-OCT-2017

Film / Exposure Number 36 **Sketch No**

Description B6 bulging.

Mod	Category	Number	Comp Code	Comp No
O	P	7	B	1



Id 1010238 **Date** 08-OCT-2017

Film / Exposure Number 34 **Sketch No**

Description Piles exception.

Mod	Category	Number	Comp Code	Comp No
O	P	7	P	



Id 1010242 **Date** 08-OCT-2017

Film / Exposure Number 37 **Sketch No**

Description Steel exposed.

Mod	Category	Number	Comp Code	Comp No
O	S	8	XG	1



Released under RTI - DTMR

Structure Id 817 **Name** _____

Inspection Date 08-OCT-2017 **Inspection Level 2** [X] **Level 3** [ ] **Underwater** [ ]

Pictures

** All images printed for this report.

Id 1010246 **Date** 08-OCT-2017

Film / Exposure Number 38 **Sketch No**

Description B3 bulging.

Mod	Category	Number	Comp Code	Comp No
O	P	8	B	1



Id 1010248 **Date** 08-OCT-2017

Film / Exposure Number 49 **Sketch No**

Description B6 splitting.

Mod	Category	Number	Comp Code	Comp No
O	P	8	B	1



Id 1010265 **Date** 08-OCT-2017

Film / Exposure Number 50 **Sketch No**

Description Spall.

Mod	Category	Number	Comp Code	Comp No
O	S	9	G	3



Released under RTI - DTMR

Structure Id 817 **Name** _____

Inspection Date 08-OCT-2017 **Inspection Level 2** [X] **Level 3** [ ] **Underwater** [ ]

Pictures

** All images printed for this report.

Id 1010268 **Date** 08-OCT-2017

Film / Exposure Number 51 **Sketch No**

Description B3 bulging.

Mod	Category	Number	Comp Code	Comp No
O	P	9	B	2



Id 1010269 **Date** 08-OCT-2017

Film / Exposure Number 53 **Sketch No**

Description B4 splitting.

Mod	Category	Number	Comp Code	Comp No
O	P	9	B	2



Id 1010299 **Date** 08-OCT-2017

Film / Exposure Number 52 **Sketch No**

Description Strengthening.

Mod	Category	Number	Comp Code	Comp No
ST	P	9	P	



Released under RTI - DTMR

Structure Id 817 **Name** _____

Inspection Date 08-OCT-2017 **Inspection Level 2** [X] **Level 3** [ ] **Underwater** [ ]

Pictures

** All images printed for this report.

Id 1010307 **Date** 08-OCT-2017

Film / Exposure Number 56 **Sketch No**

Description Steel exposed.

Mod	Category	Number	Comp Code	Comp No
O	S	10	XG	3



Id 1010318 **Date** 08-OCT-2017

Film / Exposure Number 55 **Sketch No**

Description Bulging.

Mod	Category	Number	Comp Code	Comp No
O	P	10	B	1



Id 1010417 **Date** 08-OCT-2017

Film / Exposure Number 58 **Sketch No**

Description Splitting.

Mod	Category	Number	Comp Code	Comp No
O	P	11	B	3



Released under RTI - DTMR

Structure Id 817 **Name** _____

Inspection Date 08-OCT-2017 **Inspection Level 2** [X] **Level 3** [ ] **Underwater** [ ]

Pictures

** All images printed for this report.

Id 1010424 **Date** 08-OCT-2017

Film / Exposure Number 60 **Sketch No**

Description Lack of cover.

Mod	Category	Number	Comp Code	Comp No
O	S	12	G	1



Id 1010435 **Date** 08-OCT-2017

Film / Exposure Number 64 **Sketch No**

Description Spalling.

Mod	Category	Number	Comp Code	Comp No
O	S	12	XG	3



Id 1010436 **Date** 08-OCT-2017

Film / Exposure Number 65 **Sketch No**

Description Steel exposed.

Mod	Category	Number	Comp Code	Comp No
O	S	12	XG	3



Released under RTI - DTMR

Structure Id 817 **Name** _____

Inspection Date 08-OCT-2017 **Inspection Level 2** [X] **Level 3** [ ] **Underwater** [ ]

Pictures

** All images printed for this report.

Id 1012026 **Date** 08-OCT-2017

Film / Exposure Number 63 **Sketch No**

Description Crushing.

Mod	Category	Number	Comp Code	Comp No
O	P	12	B	6



Id 1012033 **Date** 08-OCT-2017

Film / Exposure Number 66 **Sketch No**

Description B4.Bulging.

Mod	Category	Number	Comp Code	Comp No
O	P	13	B	4



Id 1012034 **Date** 08-OCT-2017

Film / Exposure Number 68 **Sketch No**

Description B6.Splitting.

Mod	Category	Number	Comp Code	Comp No
O	P	13	B	4



Released under RTI - CMR

Structure Id 817 **Name** _____

Inspection Date 08-OCT-2017 **Inspection Level 2** [X] **Level 3** [ ] **Underwater** [ ]

Pictures

** All images printed for this report.

Id 1012045 **Date** 08-OCT-2017

Film / Exposure Number 69 **Sketch No**

Description B1 Bulging.

Mod	Category	Number	Comp Code	Comp No
O	P	14	B	1



Id 1012069 **Date** 08-OCT-2017

Film / Exposure Number 73 **Sketch No**

Description Steel exposed.

Mod	Category	Number	Comp Code	Comp No
O	S	15	XG	2



Id 1012079 **Date** 08-OCT-2017

Film / Exposure Number 75 **Sketch No**

Description Bulging.

Mod	Category	Number	Comp Code	Comp No
O	P	15	B	1



Released under RTI - DTMR

Structure Id 817 **Name** _____

Inspection Date 08-OCT-2017 **Inspection Level 2** [X] **Level 3** [ ] **Underwater** [ ]

Pictures

** All images printed for this report.

Id 1012086 **Date** 08-OCT-2017

Film / Exposure Number 76 **Sketch No**

Description Splitting.

Mod	Category	Number	Comp Code	Comp No
O	P	16	B	1



Id 1012143 **Date** 08-OCT-2017

Film / Exposure Number 82 **Sketch No**

Description B2 bulging.

Mod	Category	Number	Comp Code	Comp No
O	P	18	B	1



Id 1012172 **Date** 08-OCT-2017

Film / Exposure Number 85 **Sketch No**

Description Bulging.

Mod	Category	Number	Comp Code	Comp No
O	P	19	B	3



Released under RTI - DTMR

Structure Id 817 **Name** _____

Inspection Date 08-OCT-2017 **Inspection Level 2** [X] **Level 3** [ ] **Underwater** [ ]

Pictures

** All images printed for this report.

Id 1012205 **Date** 08-OCT-2017

Film / Exposure Number 86 **Sketch No**

Description Pile encasement.

Mod	Category	Number	Comp Code	Comp No
O	P	19	P	



Id 1012220 **Date** 08-OCT-2017

Film / Exposure Number 88 **Sketch No**

Description B1 bulging.

Mod	Category	Number	Comp Code	Comp No
O	P	20	B	1



Id 1012280 **Date** 08-OCT-2017

Film / Exposure Number 89 **Sketch No**

Description Encased Pile.

Mod	Category	Number	Comp Code	Comp No
O	P	20	P	1



Released under RTI - DTMR

Structure Id 817 **Name** _____

Inspection Date 08-OCT-2017 **Inspection Level 2** [X] **Level 3** [ ] **Underwater** [ ]

Pictures

** All images printed for this report.

Id 1012323 **Date** 08-OCT-2017

Film / Exposure Number 92 **Sketch No**

Description B6. Bulging.

Mod	Category	Number	Comp Code	Comp No
O	P	22	B	1



Id 1012324 **Date** 08-OCT-2017

Film / Exposure Number 93 **Sketch No**

Description Steel exposed.

Mod	Category	Number	Comp Code	Comp No
O	S	23	XG	1



Id 1012325 **Date** 08-OCT-2017

Film / Exposure Number 94 **Sketch No**

Description Steel exposed.

Mod	Category	Number	Comp Code	Comp No
O	S	23	XG	2



Released under RTI - OTMR

Structure Id 817 **Name** _____

Inspection Date 08-OCT-2017 **Inspection Level 2** [X] **Level 3** [ ] **Underwater** [ ]

Pictures

** All images printed for this report.

Id 1012326 **Date** 08-OCT-2017

Film / Exposure Number 95 **Sketch No**

Description Bulging.

Mod	Category	Number	Comp Code	Comp No
O	P	23	B	1



Id 1012327 **Date** 08-OCT-2017

Film / Exposure Number 96 **Sketch No**

Description Sagging pipe holder.

Mod	Category	Number	Comp Code	Comp No
O	S	24	D	



Id 1012328 **Date** 08-OCT-2017

Film / Exposure Number 98 **Sketch No**

Description Crushing.

Mod	Category	Number	Comp Code	Comp No
O	P	24	B	2



Released under RTI - DTMR

Structure Id 817 **Name** _____

Inspection Date 08-OCT-2017 **Inspection Level 2** [X] **Level 3** [ ] **Underwater** [ ]

Pictures

** All images printed for this report.

Id 1012329 **Date** 08-OCT-2017

Film / Exposure Number 97 **Sketch No**

Description B1 bulging.

Mod	Category	Number	Comp Code	Comp No
O	P	24	B	1



Id 1012330 **Date** 08-OCT-2017

Film / Exposure Number 99 **Sketch No**

Description Spall.

Mod	Category	Number	Comp Code	Comp No
O	P	24	H	



Id 1012331 **Date** 08-OCT-2017

Film / Exposure Number 100 **Sketch No**

Description Bulging.

Mod	Category	Number	Comp Code	Comp No
O	P	25	B	6



Released under RTI - DTMR

Structure Id 817 **Name** _____

Inspection Date 08-OCT-2017 **Inspection Level 2** [X] **Level 3** [ ] **Underwater** [ ]

Pictures

** All images printed for this report.

Id 1012334 **Date** 08-OCT-2017

Film / Exposure Number 101 **Sketch No**

Description B3 bulging.

Mod	Category	Number	Comp Code	Comp No
O	P	26	B	1



Id 1012337 **Date** 08-OCT-2017

Film / Exposure Number 104 **Sketch No**

Description B2 splitting.

Mod	Category	Number	Comp Code	Comp No
O	P	27	B	2



Id 1012340 **Date** 08-OCT-2017

Film / Exposure Number 105 **Sketch No**

Description B6 bulging.

Mod	Category	Number	Comp Code	Comp No
O	P	28	B	6



Released under RTI - DTMR

Structure Id 817 **Name** _____

Inspection Date 08-OCT-2017 **Inspection Level 2** [X] **Level 3** [ ] **Underwater** [ ]

Pictures

** All images printed for this report.

Id 1012350 **Date** 08-OCT-2017

Film / Exposure Number 106 **Sketch No**

Description Bulging.B1.

Mod	Category	Number	Comp Code	Comp No
O	P	29	B	1



Id 1013345 **Date** 08-OCT-2017

Film / Exposure Number 108 **Sketch No**

Description B1 splitting.

Mod	Category	Number	Comp Code	Comp No
O	P	30	B	1



Id 1013347 **Date** 08-OCT-2017

Film / Exposure Number 110 **Sketch No**

Description Steel exposed.

Mod	Category	Number	Comp Code	Comp No
O	S	31	D	1



Released under RTI - DTMR

Structure Id 817 **Name** _____

Inspection Date 08-OCT-2017 **Inspection Level 2** [X] **Level 3** [ ] **Underwater** [ ]

Pictures

** All images printed for this report.

Id 1013350 **Date** 08-OCT-2017

Film / Exposure Number 111 **Sketch No**

Description Spall.

Mod	Category	Number	Comp Code	Comp No
O	S	31	XG	3



Id 1013379 **Date** 08-OCT-2017

Film / Exposure Number 109 **Sketch No**

Description B1 bulging.

Mod	Category	Number	Comp Code	Comp No
O	P	31	B	1



Id 1013380 **Date** 08-OCT-2017

Film / Exposure Number 120 **Sketch No**

Description Tree growing.

Mod	Category	Number	Comp Code	Comp No
O	S	32	XG	



Released under RTI - DMR

Structure Id 817 **Name** _____

Inspection Date 08-OCT-2017 **Inspection Level 2** [X] **Level 3** [ ] **Underwater** [ ]

Pictures

** All images printed for this report.

Id 1013960 **Date** 08-OCT-2017

Film / Exposure Number 119 **Sketch No**

Description B5 bulging.

Mod	Category	Number	Comp Code	Comp No
O	P	32	B	5



Id 1013965 **Date** 08-OCT-2017

Film / Exposure Number 118 **Sketch No**

Description Piles.

Mod	Category	Number	Comp Code	Comp No
O	P	32	P	



Id 1014547 **Date** 08-OCT-2017

Film / Exposure Number 122 **Sketch No**

Description Steel exposed.

Mod	Category	Number	Comp Code	Comp No
O	S	33	XG	3



Released under RTI - DTMR

Structure Id 817 **Name** _____

Inspection Date 08-OCT-2017 **Inspection Level 2** [X] **Level 3** [ ] **Underwater** [ ]

Pictures

** All images printed for this report.

Id 1014551 **Date** 08-OCT-2017

Film / Exposure Number 121 **Sketch No**

Description B3 bulging.

Mod	Category	Number	Comp Code	Comp No
O	P	33	B	1



Id 1014552 **Date** 08-OCT-2017

Film / Exposure Number 123 **Sketch No**

Description Denso wrap.

Mod	Category	Number	Comp Code	Comp No
O	P	33	P	



Id 1014553 **Date** 08-OCT-2017

Film / Exposure Number 125 **Sketch No**

Description B2 bulging.

Mod	Category	Number	Comp Code	Comp No
O	P	34	B	2



Released under RTI - DTMR

Structure Id 817 **Name** _____

Inspection Date 08-OCT-2017 **Inspection Level 2** [X] **Level 3** [ ] **Underwater** [ ]

Pictures

** All images printed for this report.

Id 1014619 **Date** 08-OCT-2017

Film / Exposure Number 127 **Sketch No**

Description Steel exposed.

Mod	Category	Number	Comp Code	Comp No
O	S	35	XG	2



Id 1014620 **Date** 08-OCT-2017

Film / Exposure Number 128 **Sketch No**

Description Steel exposed.

Mod	Category	Number	Comp Code	Comp No
O	S	35	XG	3



Id 1014649 **Date** 08-OCT-2017

Film / Exposure Number 129 **Sketch No**

Description Splitting.

Mod	Category	Number	Comp Code	Comp No
O	P	35	B	1



Released under RTI - DTMR

Structure Id 817 **Name** _____

Inspection Date 08-OCT-2017 **Inspection Level 2** [X] **Level 3** [ ] **Underwater** [ ]

Pictures

** All images printed for this report.

Id 1015270 **Date** 08-OCT-2017

Film / Exposure Number 133 **Sketch No**

Description Spalling.

Mod	Category	Number	Comp Code	Comp No
O	S	36	XG	3



Id 1015281 **Date** 08-OCT-2017

Film / Exposure Number 136 **Sketch No**

Description B6 Bulging.

Mod	Category	Number	Comp Code	Comp No
O	P	36	B	6



Id 1015361 **Date** 08-OCT-2017

Film / Exposure Number 139 **Sketch No**

Description Steel exposed.

Mod	Category	Number	Comp Code	Comp No
O	S	37	XG	3



Released under RTI - DTMR

Structure Id 817 **Name** _____

Inspection Date 08-OCT-2017 **Inspection Level 2** [X] **Level 3** [ ] **Underwater** [ ]

Pictures

** All images printed for this report.

Id 1017980 **Date** 08-OCT-2017

Film / Exposure Number 138 **Sketch No**

Description Splitting.

Mod	Category	Number	Comp Code	Comp No
O	P	37	B	1



Id 1017983 **Date** 08-OCT-2017

Film / Exposure Number 142 **Sketch No**

Description Deck exception.

Mod	Category	Number	Comp Code	Comp No
O	S	38	D	



Id 1017987 **Date** 08-OCT-2017

Film / Exposure Number 141 **Sketch No**

Description Steel exposed.

Mod	Category	Number	Comp Code	Comp No
O	S	38	G	1



Released under RTI - DTMR

Structure Id 817 **Name** _____

Inspection Date 08-OCT-2017 **Inspection Level 2** [X] **Level 3** [ ] **Underwater** [ ]

Pictures

** All images printed for this report.

Id 1018034 **Date** 08-OCT-2017

Film / Exposure Number 143 **Sketch No**

Description Abut.2 exceptions.

Mod	Category	Number	Comp Code	Comp No
O	A	2	A	



Id 1018529 **Date** 08-OCT-2017

Film / Exposure Number 10 **Sketch No**

Description Piles exception.

Mod	Category	Number	Comp Code	Comp No
O	P	1	P	



Id 1018545 **Date** 08-OCT-2017

Film / Exposure Number 11 **Sketch No**

Description Piles exception.

Mod	Category	Number	Comp Code	Comp No
O	P	2	P	



Released under RTI - DTMR

Structure Id 817 **Name** _____

Inspection Date 08-OCT-2017 **Inspection Level 2** [X] **Level 3** [ ] **Underwater** [ ]

Pictures

** All images printed for this report.

Id 1018549 **Date** 08-OCT-2017

Film / Exposure Number 23 **Sketch No**

Description Piles exception.

Mod	Category	Number	Comp Code	Comp No
O	P	4	P	



Id 1018614 **Date** 08-OCT-2017

Film / Exposure Number 28 **Sketch No**

Description Piles exception.

Mod	Category	Number	Comp Code	Comp No
O	P	5	P	



Id 1018646 **Date** 08-OCT-2017

Film / Exposure Number 31 **Sketch No**

Description Piles exception.

Mod	Category	Number	Comp Code	Comp No
O	P	6	P	



Released under RTI - DTMR

Structure Id 817 **Name** _____

Inspection Date 08-OCT-2017 **Inspection Level 2** [X] **Level 3** [ ] **Underwater** [ ]

Pictures

** All images printed for this report.

Id 1018668 **Date** 08-OCT-2017

Film / Exposure Number 126 **Sketch No**

Description Piles exception.

Mod	Category	Number	Comp Code	Comp No
O	P	34	P	



Id 1018669 **Date** 08-OCT-2017

Film / Exposure Number 130 **Sketch No**

Description Piles exception.

Mod	Category	Number	Comp Code	Comp No
O	P	35	P	



Id 1018684 **Date** 08-OCT-2017

Film / Exposure Number 134 **Sketch No**

Description Piles exception.

Mod	Category	Number	Comp Code	Comp No
O	P	36	P	



Released under RTI - DTMR

Structure Id 817 **Name** _____

Inspection Date 08-OCT-2017 **Inspection Level 2** [X] **Level 3** [ ] **Underwater** [ ]

Pictures

** All images printed for this report.

Id 1018686 **Date** 08-OCT-2017

Film / Exposure Number 137 **Sketch No**

Description Piles exception.

Mod	Category	Number	Comp Code	Comp No
O	P	37	P	



Id 1018761 **Date** 08-OCT-2017

Film / Exposure Number 81 **Sketch No**

Description Bulging.

Mod	Category	Number	Comp Code	Comp No
O	P	17	B	5



Released under RTI - DTMR

Structure Scour Soundings Report

B2/7 | **Sheet** 1 Of 12

Structure Id	817	**Name**	
Crossing Name	Pumicestone Channel	**Alt. Name**	Bribie Island Bridge
Structure Type	Bridge	**Owner**	MR DEPARTMENT OF MAIN R
Construction Type	Girder/Beam	**District**	407 North Coast
Construction Material	Pre-Stressed Concrete	**LGA Id**	250 MORETON BAY REGIONA
Inspector	Garry Z Sharp	**Date**	08-OCT-17

Inspection Level 2 [X] **Programmed** [ ] **Partial Inspection** [ ]
Level 3 [ ] **Exceptional** [ ] **Underwater** [ ]

Road Section Id	Description	S	Cway	S	Start RPC	Start Dist	End RPC	End Dist	TDist Start	TDist End
126	CABOOLTURE - BR	C	1	C	5	0.000	5	0.839	18.220	19.059

Sounding Location: Modification	Group	Location	Side	Permanent Reference Feature: Top of kerb, deck or concrete parapet	Sounding Depth (m): Water Surface	Stream Bed: First	Previous	Rehab	Current	First Diff	Current Diff	Condition State	Critical Scour Dip	Comments
														First Scour Survey: 18-NOV-2007 Last Stream Bed Rehab: 08-OCT-2017 Previous Scour Survey: 08-OCT-2017
O	S1	E1	U	Top Of Par		4.8	4.8		4.9	0.1	0.1	1		LHS considered upstream.
O	S1	MS	U	Top Of Par		5.7	5.7		5.7	0.0	0.0	1		
O	S1	E2	U	Top Of Par		6.0	6.0		6.1	0.1	0.1	1		
O	S2	E1	U	Top Of Par		6.1	6.1		6.1	0.0	0.0	1		
O	S2	MS	U	Top Of Par		6.3	6.3		6.3	0.0	0.0	1		
O	S2	E2	U	Top Of Par		6.3	6.3		6.4	0.1	0.1	1		
O	S3	E1	U	Top Of Par		6.4	6.4		6.5	0.1	0.1	1		

Sounding Locations

Group	Location (Abbreviation) *(Describe Other (O) in comments)*	Depth (metres) CS 1 Change in depth	CS 1 Local scour depth	CS 2 Change in depth	CS 2 Local scour depth	CS 3 Change in depth	CS 3 Local scour depth	CS 4 Change in depth	CS 4 Local scour depth
Span	End1 (E1), Midspan (MS), End 2 (E2), Other (O)	<0.2	<0.5	0.2 to 0.49	0.5 to 1.99	0.5 to 1.0	2.0 to 4.0	>1.0	>4.0

Released under RTI - DTMR

Structure Scour Soundings Report

B2/7

Structure Id 817 **Name** _____

Survey Date 08-OCT-17 **Inspection Level 2** [X] **Level 3** [ ] **Underwater** [ ]

Sounding Location				Permanent Reference Feature	Sounding Depth (m)							Condition State	Critical Scour Dip	Comments
						Stream Bed								
Modification	Group	Location	Side	Top of kerb, deck or concrete parapet	Water Surface	First	Previous	Rehab	Current	First Diff	Current Diff			First Scour Survey: 18-NOV-2007 Last Stream Bed Rehab: 08-OCT-2017 Previous Scour Survey: 08-OCT-2017
O	S3	MS	U	Top Of Par		7.0	6.9		6.9	0.1	0.0	1		
O	S3	E2	U	Top Of Par		7.6	7.5		7.5	0.1	0.0	1		
O	S4	E1	U	Top Of Par		7.6	7.6		7.6	0.0	0.0	1		
O	S4	MS	U	Top Of Par		8.3	8.2		8.3	0.0	0.1	1		
O	S4	E2	U	Top Of Par		8.7	8.5		8.5	0.2	0.0	2		
O	S5	E1	U	Top Of Par		8.7	8.6		8.6	0.1	0.0	1		
O	S5	MS	U	Top Of Par		9.4	9.3		9.3	0.1	0.0	1		
O	S5	E2	U	Top Of Par		10.4	10.4		10.4	0.0	0.0	1		
O	S6	E1	U	Top Of Par		10.9	10.7		10.8	0.1	0.1	1		
O	S6	MS	U	Top Of Par		11.1	11.0		11.0	0.1	0.0	1		
O	S6	E2	U	Top Of Par		11.6	11.5		11.5	0.1	0.0	1		
O	S7	E1	U	Top Of Par		11.5	11.6		11.6	0.1	0.0	1		
O	S7	MS	U	Top Of Par		11.9	11.9		11.9	0.0	0.0	1		
O	S7	E2	U	Top Of Par		12.3	12.2		12.2	0.1	0.0	1		
O	S8	E1	U	Top Of Par		12.3	12.2		12.2	0.1	0.0	1		
O	S8	MS	U	Top Of Par		12.9	12.7		12.6	0.3	0.1	2		
O	S8	E2	U	Top Of Par		12.8	13.0		12.6	0.2	0.4	2		
O	S9	E1	U	Top Of Par		12.6	12.8		12.6	0.0	0.2	2		
O	S9	MS	U	Top Of Par		12.6	13.0		12.6	0.0	0.4	2		
O	S9	E2	U	Top Of Par		12.7	13.0		12.6	0.1	0.4	2		
O	S10	E1	U	Top Of Par		12.7	13.1		12.7	0.0	0.4	2		

Released under RTI - DTMR

Structure Scour Soundings Report

B2/7

Structure Id 817 **Name** _____

Survey Date 08-OCT-17 **Inspection Level 2** [X] **Level 3** [ ] **Underwater** [ ]

Sounding Location				Permanent Reference Feature	Sounding Depth (m)							Condition State	Critical Scour Dip	Comments
						Stream Bed								
Modification	Group	Location	Side	Top of kerb, deck or concrete parapet	Water Surface	First	Previous	Rehab	Current	First Diff	Current Diff			First Scour Survey: 18-NOV-2007 Last Stream Bed Rehab: 08-OCT-2017 Previous Scour Survey: 08-OCT-2017
O	S10	MS	U	Top Of Par		12.6	13.0		12.6	0.0	0.4	2		
O	S10	E2	U	Top Of Par		12.9	13.2		12.8	0.1	0.4	2		
O	S11	E1	U	Top Of Par		12.9	13.4		12.8	0.1	0.6	3		
O	S11	MS	U	Top Of Par		13.3	13.6		13.1	0.2	0.5	3		
O	S11	E2	U	Top Of Par		13.5	13.7		13.4	0.1	0.3	2		
O	S12	E1	U	Top Of Par		13.7	13.9		13.5	0.2	0.4	2		
O	S12	MS	U	Top Of Par		14.0	14.0		13.9	0.1	0.1	1		
O	S12	E2	U	Top Of Par		14.0	14.2		13.9	0.1	0.3	2		
O	S13	E1	U	Top Of Par		14.0	14.7		14.0	0.0	0.7	3		
O	S13	MS	U	Top Of Par		14.1	14.0		13.8	0.3	0.2	2		
O	S13	E2	U	Top Of Par		12.8	12.9		12.9	0.1	0.0	1		
O	S14	E1	U	Top Of Par		13.1	13.5		13.1	0.0	0.4	2		
O	S14	MS	U	Top Of Par		14.5	14.5		14.1	0.4	0.4	2		
O	S14	E2	U	Top Of Par		16.8	16.5		16.4	0.4	0.1	2		
O	S15	E1	U	Top Of Par		17.3	17.7		17.0	0.3	0.7	3		
O	S15	MS	U	Top Of Par		18.6	18.3		17.9	0.7	0.4	3		
O	S15	E2	U	Top Of Par		19.0	18.9		18.5	0.5	0.4	3		
O	S16	E1	U	Top Of Par		19.1	19.4		18.7	0.4	0.7	3		
O	S16	MS	U	Top Of Par		19.6	19.6		19.1	0.5	0.5	3		
O	S16	E2	U	Top Of Par		19.8	19.9		19.5	0.3	0.4	2		
O	S17	E1	U	Top Of Par		20.3	19.9		19.5	0.8	0.4	3		

Released Under RTI - DTMR

Structure Scour Soundings Report

B2/7

Structure Id 817 **Name** _____

Survey Date 08-OCT-17 **Inspection Level 2** [X] **Level 3** [ ] **Underwater** [ ]

Sounding Location				Permanent Reference Feature	Sounding Depth (m)							Condition State	Critical Scour Dip	Comments
						Stream Bed								
Modification	Group	Location	Side	Top of kerb, deck or concrete parapet	Water Surface	First	Previous	Rehab	Current	First Diff	Current Diff			First Scour Survey: 18-NOV-2007 Last Stream Bed Rehab: 08-OCT-2017 Previous Scour Survey: 08-OCT-2017
O	S17	MS	U	Top Of Par		20.1	20.5		19.8	0.3	0.7	3		
O	S17	E2	U	Top Of Par		20.5	20.5		20.4	0.1	0.1	1		
O	S18	E1	U	Top Of Par		20.4	21.0		20.3	0.1	0.7	3		
O	S18	MS	U	Top Of Par		20.0	20.4		19.8	0.2	0.6	3		
O	S18	E2	U	Top Of Par		19.6	19.8		19.8	0.2	0.0	2		
O	S19	E1	U	Top Of Par		19.9	19.9		19.8	0.1	0.1	1		
O	S19	MS	U	Top Of Par		18.9	18.9		18.8	0.1	0.1	1		
O	S19	E2	U	Top Of Par		18.6	18.9		19.1	0.5	0.2	3		
O	S20	E1	U	Top Of Par		19.5	19.0		19.1	0.4	0.1	2		
O	S20	MS	U	Top Of Par		17.7	18.0		17.4	0.3	0.6	3		
O	S20	E2	U	Top Of Par		18.8	18.0		17.8	1.0	0.2	3		
O	S21	E1	U	Top Of Par		18.6	18.3		17.7	0.9	0.6	3		
O	S21	MS	U	Top Of Par		16.6	17.0		17.1	0.5	0.1	3		
O	S21	E2	U	Top Of Par		17.3	17.0		17.2	0.1	0.2	2		
O	S22	E1	U	Top Of Par		17.8	17.8		17.6	0.2	0.2	2		
O	S22	MS	U	Top Of Par		17.5	17.0		16.8	0.7	0.2	3		
O	S22	E2	U	Top Of Par		19.4	18.0		18.4	1.0	0.4	3		
O	S23	E1	U	Top Of Par		18.8	18.2		18.0	0.8	0.2	3		
O	S23	MS	U	Top Of Par		19.2	18.6		17.7	1.5	0.9	4		Passing bay. Dip taken 2m from normal.
O	S23	E2	U	Top Of Par		19.5	19.2		19.0	0.5	0.2	3		
O	S24	E1	U	Top Of Par		19.1	19.2		18.9	0.2	0.3	2		

Released under RTI - DTMR

Structure Scour Soundings Report

B2/7

Sheet 5 Of 12

Structure Id 817 **Name** _____

Survey Date 08-OCT-17 **Inspection Level 2** [X] **Level 3** [ ] **Underwater** [ ]

Sounding Location				Permanent Reference Feature	Sounding Depth (m)							Condition State	Critical Scour Dip	Comments
						Stream Bed								
Modification	Group	Location	Side	Top of kerb, deck or concrete parapet	Water Surface	First	Previous	Rehab	Current	First Diff	Current Diff			First Scour Survey: 18-NOV-2007 Last Stream Bed Rehab: 08-OCT-2017 Previous Scour Survey: 08-OCT-2017
O	S24	MS	U	Top Of Par		18.7	18.4		18.5	0.2	0.1	2		
O	S24	E2	U	Top Of Par		19.0	18.8		18.6	0.4	0.2	2		
O	S25	E1	U	Top Of Par		19.1	18.8		18.7	0.4	0.1	2		
O	S25	MS	U	Top Of Par		18.4	18.1		18.0	0.4	0.1	2		
O	S25	E2	U	Top Of Par		18.6	18.3		18.4	0.2	0.1	2		
O	S26	E1	U	Top Of Par		18.5	18.8		18.8	0.3	0.0	2		
O	S26	MS	U	Top Of Par		17.9	17.8		18.0	0.1	0.2	2		
O	S26	E2	U	Top Of Par		17.9	18.0		18.0	0.1	0.0	1		
O	S27	E1	U	Top Of Par		18.3	18.2		18.1	0.2	0.1	2		
O	S27	MS	U	Top Of Par		18.1	18.2		18.0	0.1	0.2	2		
O	S27	E2	U	Top Of Par		18.0	17.9		17.9	0.1	0.0	1		
O	S28	E1	U	Top Of Par		18.6	18.4		18.5	0.1	0.1	1		
O	S28	MS	U	Top Of Par		18.4	18.2		18.2	0.2	0.0	2		
O	S28	E2	U	Top Of Par		18.9	18.2		18.5	0.4	0.3	2		
O	S29	E1	U	Top Of Par		19.1	18.7		18.7	0.4	0.0	2		
O	S29	MS	U	Top Of Par		18.9	18.5		18.7	0.2	0.2	2		
O	S29	E2	U	Top Of Par		19.0	18.6		19.0	0.0	0.4	2		
O	S30	E1	U	Top Of Par		19.0	19.0		19.0	0.0	0.0	1		
O	S30	MS	U	Top Of Par		18.8	18.6		18.7	0.1	0.1	1		
O	S30	E2	U	Top Of Par		19.2	18.7		18.7	0.5	0.0	3		
O	S31	E1	U	Top Of Par		19.1	19.4		18.9	0.2	0.5	3		

Released under RTI - DTMR

Structure Scour Soundings Report

B2/7

Structure Id 817 **Name** _____

Survey Date 08-OCT-17 **Inspection Level 2** [X] **Level 3** [ ] **Underwater** [ ]

Sounding Location				Permanent Reference Feature	Sounding Depth (m)							Condition State	Critical Scour Dip	Comments
						Stream Bed								
Modification	Group	Location	Side	Top of kerb, deck or concrete parapet	Water Surface	First	Previous	Rehab	Current	First Diff	Current Diff			First Scour Survey: 18-NOV-2007 Last Stream Bed Rehab: 08-OCT-2017 Previous Scour Survey: 08-OCT-2017
O	S31	MS	U	Top Of Par		18.6	19.0		18.5	0.1	0.5	3		
O	S31	E2	U	Top Of Par		18.8	19.0		18.9	0.1	0.1	1		
O	S32	E1	U	Top Of Par		18.8	18.8		18.6	0.2	0.2	2		
O	S32	MS	U	Top Of Par		18.7	18.6		18.5	0.2	0.1	2		
O	S32	E2	U	Top Of Par		18.7	18.4		18.6	0.1	0.2	2		
O	S33	E1	U	Top Of Par		18.8	18.4		18.2	0.6	0.2	3		
O	S33	MS	U	Top Of Par		18.2	18.1		17.8	0.4	0.3	2		
O	S33	E2	U	Top Of Par		17.1	17.0		16.8	0.3	0.2	2		
O	S34	E1	U	Top Of Par		17.1	17.0		17.0	0.1	0.0	1		
O	S34	MS	U	Top Of Par		16.8	16.6		16.6	0.2	0.0	2		
O	S34	E2	U	Top Of Par		15.6	16.4		15.5	0.1	0.9	3		
O	S35	E1	U	Top Of Par		15.6	16.0		15.6	0.0	0.4	2		
O	S35	MS	U	Top Of Par		15.0	14.7		14.8	0.2	0.1	2		
O	S35	E2	U	Top Of Par		12.9	13.0		12.7	0.2	0.3	2		
O	S36	E1	U	Top Of Par		12.4	12.6		12.5	0.1	0.1	1		
O	S36	MS	U	Top Of Par		10.3	10.6		10.7	0.4	0.1	2		
O	S36	E2	U	Top Of Par		8.1	8.6		8.9	0.8	0.3	3		
O	S37	E1	U	Top Of Par		7.9	8.3		8.6	0.7	0.3	3		
O	S37	MS	U	Top Of Par		6.9	7.0		7.1	0.2	0.1	2		
O	S37	E2	U	Top Of Par		6.5	6.3		5.8	0.7	0.5	3		Shoreline.
O	S38	E1	U	Top Of Par				X	5.6	0.0	0.0	1		Shoreline.

Released Under RTI - DTMR

Structure Scour Soundings Report

B2/7

Structure Id 817 **Name** _____

Survey Date 08-OCT-17 **Inspection Level 2** [X] **Level 3** [ ] **Underwater** [ ]

Sounding Location				Permanent Reference Feature	Sounding Depth (m)							Condition State	Critical Scour Dip	Comments
						Stream Bed								
Modification	Group	Location	Side	Top of kerb, deck or concrete parapet	Water Surface	First	Previous	Rehab	Current	First Diff	Current Diff			First Scour Survey: 18-NOV-2007 Last Stream Bed Rehab: 08-OCT-2017 Previous Scour Survey: 08-OCT-2017
O	S38	MS	U	Top Of Par		3.5			3.5	0.0		1		
O	S38	E2	U	Top Of Par		2.8			2.8	0.0		1		
O	S1	E1	D	Top Of Par		4.6	4.6		4.7	0.1	0.1	1		
O	S1	MS	D	Top Of Par		5.5	5.6		5.5	0.0	0.1	1		
O	S1	E2	D	Top Of Par		6.0	6.0		6.0	0.0	0.0	1		
O	S2	E1	D	Top Of Par		6.0	6.0		6.1	0.1	0.1	1		
O	S2	MS	D	Top Of Par		6.2	6.2		6.2	0.0	0.0	1		
O	S2	E2	D	Top Of Par		6.3	6.2		6.3	0.0	0.1	1		
O	S3	E1	D	Top Of Par		6.4	6.3		6.4	0.0	0.1	1		
O	S3	MS	D	Top Of Par		6.9	6.8		6.9	0.0	0.1	1		
O	S3	E2	D	Top Of Par		7.3	7.3		7.5	0.2	0.2	2		
O	S4	E1	D	Top Of Par		7.5	7.5		7.5	0.0	0.0	1		
O	S4	MS	D	Top Of Par		8.1	8.1		8.1	0.0	0.0	1		
O	S4	E2	D	Top Of Par		8.6	8.6		8.7	0.1	0.1	1		
O	S5	E1	D	Top Of Par		8.6	8.6		8.7	0.1	0.1	1		
O	S5	MS	D	Top Of Par		9.0	8.9		9.0	0.0	0.1	1		
O	S5	E2	D	Top Of Par		9.3	9.4		9.4	0.1	0.0	1		
O	S6	E1	D	Top Of Par		9.4	9.4		9.4	0.0	0.0	1		
O	S6	MS	D	Top Of Par		10.7	10.5		10.6	0.1	0.1	1		
O	S6	E2	D	Top Of Par		11.7	11.4		11.5	0.2	0.1	2		
O	S7	E1	D	Top Of Par		11.6	11.4		11.5	0.1	0.1	1		

Released Under RTI - DTMR

Structure Scour Soundings Report

B2/7

Structure Id 817 **Name** _____

Survey Date 08-OCT-17 **Inspection Level 2** [X] **Level 3** [ ] **Underwater** [ ]

Sounding Location				Permanent Reference Feature	Sounding Depth (m)							Condition State	Critical Scour Dip	Comments
						Stream Bed								
Modification	Group	Location	Side	Top of kerb, deck or concrete parapet	Water Surface	First	Previous	Rehab	Current	First Diff	Current Diff			First Scour Survey: 18-NOV-2007 Last Stream Bed Rehab: 08-OCT-2017 Previous Scour Survey: 08-OCT-2017
O	S7	MS	D	Top Of Par		12.1	11.9		12.0	0.1	0.1	1		
O	S7	E2	D	Top Of Par		13.0	12.6		12.6	0.4	0.0	2		
O	S8	E1	D	Top Of Par		12.5	12.2		12.4	0.1	0.2	2		
O	S8	MS	D	Top Of Par		13.2	12.6		12.8	0.4	0.2	2		
O	S8	E2	D	Top Of Par		13.1	12.7		12.8	0.3	0.1	2		
O	S9	E1	D	Top Of Par		13.2	12.8		12.8	0.4	0.0	2		
O	S9	MS	D	Top Of Par		13.3	13.3		12.9	0.4	0.4	2		
O	S9	E2	D	Top Of Par		13.4	13.3		13.0	0.4	0.3	2		
O	S10	E1	D	Top Of Par		13.2	13.4		13.0	0.2	0.4	2		
O	S10	MS	D	Top Of Par		13.1	13.3		12.9	0.2	0.4	2		
O	S10	E2	D	Top Of Par		13.0	13.1		12.9	0.1	0.2	2		
O	S11	E1	D	Top Of Par		13.3	12.9		12.9	0.4	0.0	2		
O	S11	MS	D	Top Of Par		13.7	13.3		13.3	0.4	0.0	2		
O	S11	E2	D	Top Of Par		14.1	13.6		13.7	0.4	0.1	2		
O	S12	E1	D	Top Of Par		13.9	13.6		13.8	0.1	0.2	2		
O	S12	MS	D	Top Of Par		15.2	14.8		14.5	0.7	0.3	3		
O	S12	E2	D	Top Of Par		14.7	14.6		14.4	0.3	0.2	2		
O	S13	E1	D	Top Of Par		14.6	14.3		14.4	0.2	0.1	2		
O	S13	MS	D	Top Of Par		14.2	13.9		13.7	0.5	0.2	3		
O	S13	E2	D	Top Of Par		13.6	13.0		12.9	0.7	0.1	3		
O	S14	E1	D	Top Of Par		13.6	13.0		13.0	0.6	0.0	3		

Released under RTI - DTMR

Structure Scour Soundings Report

B2/7

Structure Id 817 **Name** _____

Survey Date 08-OCT-17 **Inspection Level 2** [X] **Level 3** [ ] **Underwater** [ ]

Sounding Location				Permanent Reference Feature	Sounding Depth (m)							Condition State	Critical Scour Dip	Comments
						Stream Bed								
Modification	Group	Location	Side	Top of kerb, deck or concrete parapet	Water Surface	First	Previous	Rehab	Current	First Diff	Current Diff			First Scour Survey: 18-NOV-2007 Last Stream Bed Rehab: 08-OCT-2017 Previous Scour Survey: 08-OCT-2017
O	S14	MS	D	Top Of Par		15.1	14.5		14.0	1.1	0.5	3		
O	S14	E2	D	Top Of Par		17.5	16.6		15.9	1.6	0.7	3		
O	S15	E1	D	Top Of Par		17.4	16.8		16.3	1.1	0.5	3		
O	S15	MS	D	Top Of Par		18.3	17.8		17.4	0.9	0.4	3		
O	S15	E2	D	Top Of Par		20.4	19.5		18.4	2.0	1.1	3		
O	S16	E1	D	Top Of Par		19.6	19.3		18.6	1.0	0.7	3		
O	S16	MS	D	Top Of Par		20.7	19.9		19.4	1.3	0.5	3		
O	S16	E2	D	Top Of Par		20.7	19.9		19.5	1.2	0.4	3		
O	S17	E1	D	Top Of Par		20.5	19.9		19.7	0.8	0.2	3		
O	S17	MS	D	Top Of Par		20.6	19.9		19.7	0.9	0.2	3		
O	S17	E2	D	Top Of Par		21.0	20.4		20.2	0.8	0.2	3		
O	S18	E1	D	Top Of Par		20.5	20.0		20.5	0.0	0.5	3		
O	S18	MS	D	Top Of Par		21.4	20.5		20.5	0.9	0.0	3		
O	S18	E2	D	Top Of Par		21.2	20.6		20.7	0.5	0.1	3		
O	S19	E1	D	Top Of Par		20.8	20.7		20.8	0.0	0.1	1		
O	S19	MS	D	Top Of Par		20.4	19.6		19.7	0.7	0.1	3		
O	S19	E2	D	Top Of Par		20.4	19.6		19.6	0.8	0.0	3		
O	S20	E1	D	Top Of Par		20.0	19.4		19.8	0.2	0.4	2		
O	S20	MS	D	Top Of Par		19.3	19.0		19.0	0.3	0.0	2		
O	S20	E2	D	Top Of Par		20.1	19.3		19.0	1.1	0.3	3		
O	S21	E1	D	Top Of Par		19.8	19.1		19.1	0.7	0.0	3		

Released Under RTI - DTMR

Structure Scour Soundings Report

B2/7

Sheet 10 Of 12

Structure Id 817 **Name** _____

Survey Date 08-OCT-17 **Inspection Level 2** [X] **Level 3** [ ] **Underwater** [ ]

Sounding Location				Permanent Reference Feature	Sounding Depth (m)							Condition State	Critical Scour Dip	Comments
						Stream Bed								
Modification	Group	Location	Side	Top of kerb, deck or concrete parapet	Water Surface	First	Previous	Rehab	Current	First Diff	Current Diff			First Scour Survey: 18-NOV-2007 Last Stream Bed Rehab: 08-OCT-2017 Previous Scour Survey: 08-OCT-2017
O	S21	MS	D	Top Of Par		19.0	18.2		18.0	1.0	0.2	3		
O	S21	E2	D	Top Of Par		18.8	18.3		18.7	0.1	0.4	2		
O	S22	E1	D	Top Of Par		19.2	18.8		19.1	0.1	0.3	2		
O	S22	MS	D	Top Of Par		18.6	18.0		17.7	0.9	0.3	3		
O	S22	E2	D	Top Of Par		19.1	18.6		18.5	0.6	0.1	3		
O	S23	E1	D	Top Of Par		18.8	18.7		18.8	0.0	0.1	1		
O	S23	MS	D	Top Of Par		19.1	18.6		18.6	0.5	0.0	3		
O	S23	E2	D	Top Of Par		19.5	19.0		19.3	0.2	0.3	2		
O	S24	E1	D	Top Of Par		19.6	19.2		19.5	0.1	0.3	2		
O	S24	MS	D	Top Of Par		19.6	19.1		19.0	0.6	0.1	3		
O	S24	E2	D	Top Of Par		19.0	18.8		18.7	0.3	0.1	2		
O	S25	E1	D	Top Of Par		18.2	18.4		18.5	0.3	0.1	2		
O	S25	MS	D	Top Of Par		17.9	17.9		18.1	0.2	0.2	2		
O	S25	E2	D	Top Of Par		18.6	17.9		18.6	0.0	0.7	3		
O	S26	E1	D	Top Of Par		18.6	18.1		18.3	0.3	0.2	2		
O	S26	MS	D	Top Of Par		18.6	17.9		18.1	0.5	0.2	3		
O	S26	E2	D	Top Of Par		18.2	18.0		18.3	0.1	0.3	2		
O	S27	E1	D	Top Of Par		18.5	18.0		18.1	0.4	0.1	2		
O	S27	MS	D	Top Of Par		17.8	17.8		18.1	0.3	0.3	2		
O	S27	E2	D	Top Of Par		18.0	18.0		18.4	0.4	0.4	2		
O	S28	E1	D	Top Of Par		18.3	17.8		18.5	0.2	0.7	3		

Released under RTI - DTMR

Structure Scour Soundings Report

B2/7

Sheet 11 Of 12

Structure Id 817 **Name** _____

Survey Date 08-OCT-17 **Inspection Level 2** [X] **Level 3** [ ] **Underwater** [ ]

Sounding Location				Permanent Reference Feature	Sounding Depth (m)								Condition State	Critical Scour Dip	Comments
						Stream Bed									
Modification	Group	Location	Side	Top of kerb, deck or concrete parapet	Water Surface	First	Previous	Rehab	Current	First Diff	Current Diff				First Scour Survey: 18-NOV-2007 Last Stream Bed Rehab: 08-OCT-2017 Previous Scour Survey: 08-OCT-2017
O	S28	MS	D	Top Of Par		18.0	18.1		18.5	0.5	0.4		3		
O	S28	E2	D	Top Of Par		18.5	18.3		19.2	0.7	0.9		3		
O	S29	E1	D	Top Of Par		18.3	18.5		18.8	0.5	0.3		3		
O	S29	MS	D	Top Of Par		18.4	18.5		18.7	0.3	0.2		2		
O	S29	E2	D	Top Of Par		18.7	18.8		18.9	0.2	0.1		2		
O	S30	E1	D	Top Of Par		18.6	18.9		18.7	0.1	0.2		2		
O	S30	MS	D	Top Of Par		19.3	18.8		18.9	0.4	0.1		2		
O	S30	E2	D	Top Of Par		18.6	18.5		18.6	0.0	0.1		1		
O	S31	E1	D	Top Of Par		18.4	18.5		18.6	0.2	0.1		2		
O	S31	MS	D	Top Of Par		18.2	18.2		18.2	0.0	0.0		1		
O	S31	E2	D	Top Of Par		18.2	18.2		18.4	0.2	0.2		2		
O	S32	E1	D	Top Of Par		18.1	18.4		18.4	0.3	0.0		2		
O	S32	MS	D	Top Of Par		18.2	17.9		18.0	0.2	0.1		2		
O	S32	E2	D	Top Of Par		18.0	17.8		18.3	0.3	0.5		3		
O	S33	E1	D	Top Of Par		18.0	17.9		18.1	0.1	0.2		2		
O	S33	MS	D	Top Of Par		18.0	17.8		17.7	0.3	0.1		2		
O	S33	E2	D	Top Of Par		16.9	17.1		17.4	0.5	0.3		3		
O	S34	E1	D	Top Of Par		16.9	17.0		16.8	0.1	0.2		2		
O	S34	MS	D	Top Of Par		16.7	16.5		16.2	0.5	0.3		3		
O	S34	E2	D	Top Of Par		15.5	15.5		15.8	0.3	0.3		2		
O	S35	E1	D	Top Of Par		15.3	15.2		15.5	0.2	0.3		2		

Released Under RTI - DTMR

Structure Scour Soundings Report

B2/7

Structure Id 817 **Name** _____

Survey Date 08-OCT-17 **Inspection Level 2** [X] **Level 3** [ ] **Underwater** [ ]

Sounding Location				Permanent Reference Feature	Sounding Depth (m)							Condition State	Critical Scour Dip	Comments
						Stream Bed								
Modification	Group	Location	Side	Top of kerb, deck or concrete parapet	Water Surface	First	Previous	Rehab	Current	First Diff	Current Diff			First Scour Survey: 18-NOV-2007 Last Stream Bed Rehab: 08-OCT-2017 Previous Scour Survey: 08-OCT-2017
O	S35	MS	D	Top Of Par		14.8	14.7		14.9	0.1	0.2	2		
O	S35	E2	D	Top Of Par		12.6	12.5		12.7	0.1	0.2	2		
O	S36	E1	D	Top Of Par		12.1	12.3		12.1	0.0	0.2	2		
O	S36	MS	D	Top Of Par		11.5	11.0		11.1	0.4	0.1	2		
O	S36	E2	D	Top Of Par		8.8	9.1		9.2	0.4	0.1	2		
O	S37	E1	D	Top Of Par		8.3	8.8		8.8	0.5	0.0	3		
O	S37	MS	D	Top Of Par		7.2	7.4		7.4	0.2	0.0	2		
O	S37	E2	D	Top Of Par		6.5	6.4		5.9	0.6	0.5	3		
O	S38	E1	D	Top Of Par				X	5.7	0.0	0.0	1		Beach sand.
O	S38	MS	D	Top Of Par				X	3.6	0.0	0.0	1		Seawall.
O	S38	E2	D	Top Of Par		2.5			2.5	0.0		1		

Released under RTI - DTMR

Structure Maintenance Schedule

M1

Sheet 1 of 31

Structure Id 817 Name

Crossing Name Pumicestone Channel Alt. Name Bribie Island Bridge

Structure Type Bridge Owner MR DEPARTMENT OF MAIN RO

Construction Type Girder/Beam District 407 North Coast

Construction Material Pre-Stressed Concrete LGA Id 250 MORETON BAY REGIONAI

Inspector Garry Z Sharp Date 08-OCT-2017

Inspection Level 1 [ ] 2 [X] 3 [ ] Overall Condition Rating 3 Underwater [ ]

Vermin Screens [ ] Security Measures [ ]

Road Section Id	Description	S	Cway	S	Start RPC	Start Dist	End RPC	End Dist	TDist Start	TDist End

Inspector's Comments

Steward's Comments

Vermin Screen Comments

Security Measures Comments

Total Maintenance Backlog Amount $ 211550

Released under RTI - DTMR

Structure Id 817 **Name** _____

Inspection Date 08-OCT-2017 **Inspection Level 1** [ ] **2** [X] **3** [ ]

Defect Location and Details (from B2 forms)

Component Location (Modification/Group/Component/Standard Number O / A1 / B1 / 42O

Component Description Bearings **Significance** 1[ ] 2[X] 3[ ] 4[ ]

Defect Details **Condition State** 1[ ] 2[ ] 3[X] 4[ ]

All Bearings are bulging and splitting with some crushing evident. Ph.01,02,03. Bearings 500mm x 200mm throughout Structure.

Activity No	Description	Unit	Quantity	Unit Rate	Amount	Priority	Completed

Sub-total $ _____

Defect Location and Details (from B2 forms)

Component Location (Modification/Group/Component/Standard Number O / AP1 / AP / 70O

Component Description Approach **Significance** 1[ ] 2[X] 3[ ] 4[ ]

Defect Details **Condition State** 1[ ] 2[ ] 3[X] 4[ ]

Cracking at relieving slab <50mm wide with longitudinal and transverse craze cracking <15mm wide throughout. Recommend excavate and relay <80m2 of asphalt with programmed maintenance before next inspection.Ph. 40,41,42.

Activity No	Description	Unit	Quantity	Unit Rate	Amount	Priority	Completed
157	Excavate and Replace Asphalt	t	30	2420	72600	2	N
157	Excavate and Replace Asphalt	t	12	2420	29040	2	N
900A3	Traffic management (including TMP)	P/SUM	4600	1	4600	2	N

Sub-total $ 106240

Defect Location and Details (from B2 forms)

Component Location (Modification/Group/Component/Standard Number O / P1 / B5 / 42O

Component Description Bearings **Significance** 1[ ] 2[X] 3[ ] 4[ ]

Defect Details **Condition State** 1[ ] 2[ ] 3[X] 4[ ]

All Bearings are bulging and splitting with some crushing evident.They all appear overstressed but are functioning ok.Ph.06 B5.Monitor all.

Activity No	Description	Unit	Quantity	Unit Rate	Amount	Priority	Completed

Sub-total $ _____

Released under RTI - DTMR

Structure Maintenance Schedule

M1 | **Sheet** 3 of 31

Structure Id 817 **Name** _____

Inspection Date 08-OCT-2017 **Inspection Level 1** [ ] **2** [X] **3** [ ]

Defect Location and Details (from B2 forms)

Component Location (Modification/Group/Component/Standard Number **O / P2 / B1 / 42O**

Component Description Bearings **Significance** 1[ ] 2[X] 3[ ] 4[ ]

Defect Details **Condition State** 1[ ] 2[ ] 3[X] 4[ ]

3,3,3,2,2,2. B1-3 all bulging and splitting. Appear overstressed.Functioning ok.Ph.07 B3,08 B1.

Activity No	Description	Unit	Quantity	Unit Rate	Amount	Priority	Completed

Sub-total $ _____

Defect Location and Details (from B2 forms)

Component Location (Modification/Group/Component/Standard Number **O / P3 / B1 / 42O**

Component Description Bearings **Significance** 1[ ] 2[X] 3[ ] 4[ ]

Defect Details **Condition State** 1[ ] 2[ ] 3[X] 4[ ]

All bulging and splitting. Appear overstressed but functioning ok.Ph.13,14,15. B1,2,3.

Activity No	Description	Unit	Quantity	Unit Rate	Amount	Priority	Completed

Sub-total $ _____

Defect Location and Details (from B2 forms)

Component Location (Modification/Group/Component/Standard Number **O / P4 / B1 / 42O**

Component Description Bearings **Significance** 1[ ] 2[X] 3[ ] 4[ ]

Defect Details **Condition State** 1[ ] 2[ ] 3[X] 4[ ]

All splitting and bulging.Ph.24.B4. Appear overstressed but functioning ok.Monitor.

Activity No	Description	Unit	Quantity	Unit Rate	Amount	Priority	Completed

Sub-total $ _____

Released under RTI - DTMR

Structure Id 817 **Name** _____

Inspection Date 08-OCT-2017 **Inspection Level 1** [ ] **2** [X] **3** [ ]

Defect Location and Details (from B2 forms)

Component Location (Modification/Group/Component/Standard Number O / P5 / B1 / 42O

Component Description Bearings **Significance** 1[ ] 2[X] 3[ ] 4[ ]

Defect Details **Condition State** 1[ ] 2[ ] 3[X] 4[ ]

3,3,3,2,2,2. B1-3 are bulging and splitting.Appear overstressed but functioning ok.Monitor.Ph.27 B3.

Activity No	Description	Unit	Quantity	Unit Rate	Amount	Priority	Completed

Sub-total $ _____

Defect Location and Details (from B2 forms)

Component Location (Modification/Group/Component/Standard Number O / P6 / B1 / 42O

Component Description Bearings **Significance** 1[ ] 2[X] 3[ ] 4[ ]

Defect Details **Condition State** 1[ ] 2[ ] 3[X] 4[ ]

All bulging,splitting and appear overstessed,but functioning ok.Ph.30 B3. PH.32 B6.Monitor all.

Activity No	Description	Unit	Quantity	Unit Rate	Amount	Priority	Completed

Sub-total $ _____

Defect Location and Details (from B2 forms)

Component Location (Modification/Group/Component/Standard Number O / P7 / B1 / 42O

Component Description Bearings **Significance** 1[ ] 2[X] 3[ ] 4[ ]

Defect Details **Condition State** 1[ ] 2[ ] 3[X] 4[ ]

All splitting and bulging.Appear overstressed but functioning ok.Ph.33 B2.Ph.36 B6.Monitor all.

Activity No	Description	Unit	Quantity	Unit Rate	Amount	Priority	Completed

Sub-total $ _____

Released under RTI - DTMR

Structure Id 817 **Name** _____

Inspection Date 08-OCT-2017 **Inspection Level 1** [ ] **2** [X] **3** [ ]

Defect Location and Details (from B2 forms)

Component Location (Modification/Group/Component/Standard Number O / P8 / B1 / 42O

Component Description Bearings **Significance** 1[ ] 2[X] 3[ ] 4[ ]

Defect Details **Condition State** 1[ ] 2[ ] 3[X] 4[ ]

All bulging and splitting.Appear to be overstressed but functioning ok.Ph.38 B3. Ph.48 B6.Monitor all.

Activity No	Description	Unit	Quantity	Unit Rate	Amount	Priority	Completed

Sub-total $ _____

Defect Location and Details (from B2 forms)

Component Location (Modification/Group/Component/Standard Number O / P9 / B2 / 42O

Component Description Bearings **Significance** 1[ ] 2[X] 3[ ] 4[ ]

Defect Details **Condition State** 1[ ] 2[ ] 3[X] 4[ ]

2,3,3,3,2,2. B2,3,4 are all bulging and splitting.Appear to be overstressed but functioning ok.Ph.51 B3.Ph.52 B4.Monitor all.

Activity No	Description	Unit	Quantity	Unit Rate	Amount	Priority	Completed

Sub-total $ _____

Defect Location and Details (from B2 forms)

Component Location (Modification/Group/Component/Standard Number O / P10 / B1 / 42O

Component Description Bearings **Significance** 1[ ] 2[X] 3[ ] 4[ ]

Defect Details **Condition State** 1[ ] 2[ ] 3[X] 4[ ]

All bulging,splitting. B1 Ph.55.Appear overstressed but are functioning ok.Monitor all.

Activity No	Description	Unit	Quantity	Unit Rate	Amount	Priority	Completed

Sub-total $ _____

Released under RTI - DTMR

Structure Id 817 **Name** _____

Inspection Date 08-OCT-2017 **Inspection Level 1** [ ] **2** [X] **3** [ ]

Defect Location and Details (from B2 forms)

Component Location (Modification/Group/Component/Standard Number O / P11 / B3 / 42O

Component Description Bearings **Significance** 1[ ] 2[X] 3[ ] 4[ ]

Defect Details **Condition State** 1[ ] 2[ ] 3[X] 4[ ]

2,2,3,3,2,3. B3,4,6 splitting,bulging.Appear overstressed but functioning ok.Monitor. Ph.58.B3.

Activity No	Description	Unit	Quantity	Unit Rate	Amount	Priority	Completed

Sub-total $ _____

Defect Location and Details (from B2 forms)

Component Location (Modification/Group/Component/Standard Number O / P12 / B1 / 42O

Component Description Bearings **Significance** 1[ ] 2[X] 3[ ] 4[ ]

Defect Details **Condition State** 1[ ] 2[ ] 3[X] 4[ ]

3,3,3,3,3,4. B1-5 bulging and splitting. Monitor.

Activity No	Description	Unit	Quantity	Unit Rate	Amount	Priority	Completed

Sub-total $ _____

Defect Location and Details (from B2 forms)

Component Location (Modification/Group/Component/Standard Number O / P12 / B6 / 42O

Component Description Bearings **Significance** 1[ ] 2[X] 3[ ] 4[ ]

Defect Details **Condition State** 1[ ] 2[ ] 3[ ] 4[X]

3,3,3,3,3,4. B6 has severe splitting,bulging and crushing requiring replacement.Ph.63.

Activity No	Description	Unit	Quantity	Unit Rate	Amount	Priority	Completed
505O7	Replacement of elastomeric / neoprene bearing pads	EA	1	20000	20000	1	N
900A3	Traffic management (including TMP)	P/SUM	2300	1	2300	1	N

Sub-total $ 22300

Released under RTI - DTMR

Structure Id 817 **Name** _____

Inspection Date 08-OCT-2017 **Inspection Level 1** [ ] **2** [X] **3** [ ]

Defect Location and Details (from B2 forms)

Component Location (Modification/Group/Component/Standard Number O / P13 / B4 / 42O

Component Description Bearings **Significance** 1[ ] 2[X] 3[ ] 4[ ]

Defect Details **Condition State** 1[ ] 2[ ] 3[X] 4[ ]

2,2,2,3,3,3. B4-6 are bulging and splitting.Appear overstessed but functioning ok.Ph.66 B3.Ph.68 B6.

Activity No	Description	Unit	Quantity	Unit Rate	Amount	Priority	Completed

Sub-total $ _____

Defect Location and Details (from B2 forms)

Component Location (Modification/Group/Component/Standard Number O / P14 / B1 / 42O

Component Description Bearings **Significance** 1[ ] 2[X] 3[ ] 4[ ]

Defect Details **Condition State** 1[ ] 2[ ] 3[X] 4[ ]

All bulging and splitting.Monitor.Ph.69 B1.

Activity No	Description	Unit	Quantity	Unit Rate	Amount	Priority	Completed

Sub-total $ _____

Defect Location and Details (from B2 forms)

Component Location (Modification/Group/Component/Standard Number O / P15 / B1 / 42O

Component Description Bearings **Significance** 1[ ] 2[X] 3[ ] 4[ ]

Defect Details **Condition State** 1[ ] 2[ ] 3[X] 4[ ]

All bulging and splitting.Ph.75 B6. Monitor all.

Activity No	Description	Unit	Quantity	Unit Rate	Amount	Priority	Completed

Sub-total $ _____

Released under RTI - DTMR

Structure Maintenance Schedule

M1 | **Sheet** 8 of 31

Structure Id 817 **Name** _____

Inspection Date 08-OCT-2017 **Inspection Level 1** [ ] **2** [X] **3** [ ]

Defect Location and Details (from B2 forms)

Component Location (Modification/Group/Component/Standard Number **O / P16 / B1 / 42O**

Component Description Bearings **Significance** 1[ ] 2[X] 3[ ] 4[ ]

Defect Details **Condition State** 1[ ] 2[ ] 3[X] 4[ ]

3,3,3,3,2,2.B1-4 are bulging and splitting.Ph.76 B3. Monitor.

Activity No	Description	Unit	Quantity	Unit Rate	Amount	Priority	Completed

Sub-total $ _____

Defect Location and Details (from B2 forms)

Component Location (Modification/Group/Component/Standard Number **O / P17 / B5 / 42O**

Component Description Bearings **Significance** 1[ ] 2[X] 3[ ] 4[ ]

Defect Details **Condition State** 1[ ] 2[ ] 3[X] 4[ ]

All bulging and splitting.Ph.81 B5.Monitor.

Activity No	Description	Unit	Quantity	Unit Rate	Amount	Priority	Completed

Sub-total $ _____

Defect Location and Details (from B2 forms)

Component Location (Modification/Group/Component/Standard Number **O / P18 / B1 / 42O**

Component Description Bearings **Significance** 1[ ] 2[X] 3[ ] 4[ ]

Defect Details **Condition State** 1[ ] 2[ ] 3[X] 4[ ]

3,3,3,2,3,2. B1,2,3,5 bulging and splitting. Ph.82 B2.Monitor.

Activity No	Description	Unit	Quantity	Unit Rate	Amount	Priority	Completed

Sub-total $ _____

Released under RTI - DTMR

Structure Maintenance Schedule

M1 | **Sheet** 9 of 31

Structure Id 817 **Name** _____

Inspection Date 08-OCT-2017 **Inspection Level 1** [ ] **2** [X] **3** [ ]

Defect Location and Details (from B2 forms)

Component Location (Modification/Group/Component/Standard Number **O / P19 / B3 / 42O**

Component Description Bearings **Significance** 1[ ] 2[X] 3[ ] 4[ ]

Defect Details **Condition State** 1[ ] 2[ ] 3[X] 4[ ]

All bulging and splitting.Monitor.Ph.85 B3.

Activity No	Description	Unit	Quantity	Unit Rate	Amount	Priority	Completed

Sub-total $ _____

Defect Location and Details (from B2 forms)

Component Location (Modification/Group/Component/Standard Number **O / P20 / B1 / 42O**

Component Description Bearings **Significance** 1[ ] 2[X] 3[ ] 4[ ]

Defect Details **Condition State** 1[ ] 2[ ] 3[X] 4[ ]

All bulging and splitting.Ph.88 B1.Monitor.

Activity No	Description	Unit	Quantity	Unit Rate	Amount	Priority	Completed

Sub-total $ _____

Defect Location and Details (from B2 forms)

Component Location (Modification/Group/Component/Standard Number **O / P21 / B1 / 42O**

Component Description Bearings **Significance** 1[ ] 2[X] 3[ ] 4[ ]

Defect Details **Condition State** 1[ ] 2[ ] 3[X] 4[ ]

3,4,3,3,3,3.5 Bearings bulging and splitting.Appear overstressed but functioning ok.Monitor.

Activity No	Description	Unit	Quantity	Unit Rate	Amount	Priority	Completed

Sub-total $ _____

Released under RTI - DTMR

Structure Id 817 **Name** _____

Inspection Date 08-OCT-2017 **Inspection Level 1** [ ] **2** [X] **3** [ ]

Defect Location and Details (from B2 forms)

Component Location (Modification/Group/Component/Standard Number **O / P21 / B2 / 42O**

Component Description Bearings **Significance** 1[ ] 2[X] 3[ ] 4[ ]

Defect Details **Condition State** 1[ ] 2[ ] 3[ ] 4[X]

3,4,3,3,3,3.5B2 has severe bulging;represents a crushing effect.Needs replacing. Ph.91.

Activity No	Description	Unit	Quantity	Unit Rate	Amount	Priority	Completed
505O7	Replacement of elastomeric / neoprene bearing pads	EA	1	20000	20000	1	N
945A1	Access from deck (UBIU)	P/SUM	4500	1	4500	1	N

Sub-total $ 24500

Defect Location and Details (from B2 forms)

Component Location (Modification/Group/Component/Standard Number **O / P22 / B1 / 42O**

Component Description Bearings **Significance** 1[ ] 2[X] 3[ ] 4[ ]

Defect Details **Condition State** 1[ ] 2[ ] 3[X] 4[ ]

All bulging and splitting.Ph.92 B6. Monitor.

Activity No	Description	Unit	Quantity	Unit Rate	Amount	Priority	Completed

Sub-total $ _____

Defect Location and Details (from B2 forms)

Component Location (Modification/Group/Component/Standard Number **O / P23 / B1 / 42O**

Component Description Bearings **Significance** 1[ ] 2[X] 3[ ] 4[ ]

Defect Details **Condition State** 1[ ] 2[ ] 3[X] 4[ ]

Al splitting and bulging.Monitor.B1 Ph.95.

Activity No	Description	Unit	Quantity	Unit Rate	Amount	Priority	Completed

Sub-total $ _____

Released under RTI - DTMR

Structure Id 817 **Name** _____

Inspection Date 08-OCT-2017 **Inspection Level 1** [ ] **2** [X] **3** [ ]

Defect Location and Details (from B2 forms)

Component Location (Modification/Group/Component/Standard Number O / P24 / B2 / 42O

Component Description Bearings **Significance** 1[ ] 2[X] 3[ ] 4[ ]

Defect Details **Condition State** 1[ ] 2[ ] 3[ ] 4[X]

3,4,3,3,3,3.. B2 has severe bulging(crushing) and splitting.Replace.Ph.98.

Activity No	Description	Unit	Quantity	Unit Rate	Amount	Priority	Completed
505O7	Replacement of elastomeric / neoprene bearing pads	EA	1	20000	20000	1	N
945A1	Access from deck (UBIU)	P/SUM	4500	1	4500	1	N

Sub-total $ 24500

Defect Location and Details (from B2 forms)

Component Location (Modification/Group/Component/Standard Number O / P24 / B1 / 42O

Component Description Bearings **Significance** 1[ ] 2[X] 3[ ] 4[ ]

Defect Details **Condition State** 1[ ] 2[ ] 3[X] 4[ ]

3,4,3,3,3,3.5 Bearings bulging and splitting.Monitor.Ph.97 B1.

Activity No	Description	Unit	Quantity	Unit Rate	Amount	Priority	Completed

Sub-total $ _____

Defect Location and Details (from B2 forms)

Component Location (Modification/Group/Component/Standard Number O / P25 / B6 / 42O

Component Description Bearings **Significance** 1[ ] 2[X] 3[ ] 4[ ]

Defect Details **Condition State** 1[ ] 2[ ] 3[X] 4[ ]

All bulging and splitting.Monitor.Ph.100.B6.

Activity No	Description	Unit	Quantity	Unit Rate	Amount	Priority	Completed

Sub-total $ _____

Released under RTI - DTMR

Structure Maintenance Schedule

M1 | **Sheet** 12 of 31

Structure Id 817 **Name** _____

Inspection Date 08-OCT-2017 **Inspection Level 1** [ ] **2** [X] **3** [ ]

Defect Location and Details (from B2 forms)

Component Location (Modification/Group/Component/Standard Number **O / P26 / B1 / 42O**

Component Description Bearings **Significance** 1[ ] 2[X] 3[ ] 4[ ]

Defect Details **Condition State** 1[ ] 2[ ] 3[X] 4[ ]

All bulging and splitting.Monitor.Ph.101 B3.

Activity No	Description	Unit	Quantity	Unit Rate	Amount	Priority	Completed

Sub-total $ _____

Defect Location and Details (from B2 forms)

Component Location (Modification/Group/Component/Standard Number **O / P27 / B2 / 42O**

Component Description Bearings **Significance** 1[ ] 2[X] 3[ ] 4[ ]

Defect Details **Condition State** 1[ ] 2[ ] 3[X] 4[ ]

All bulging and splitting.Monitor.Ph.104 B2.

Activity No	Description	Unit	Quantity	Unit Rate	Amount	Priority	Completed

Sub-total $ _____

Defect Location and Details (from B2 forms)

Component Location (Modification/Group/Component/Standard Number **O / P28 / B6 / 42O**

Component Description Bearings **Significance** 1[ ] 2[X] 3[ ] 4[ ]

Defect Details **Condition State** 1[ ] 2[ ] 3[X] 4[ ]

All bulging and splitting. Monitor.Ph.105.B6.

Activity No	Description	Unit	Quantity	Unit Rate	Amount	Priority	Completed

Sub-total $ _____

Released under RTI - DTMR

Structure Id 817 **Name** _____

Inspection Date 08-OCT-2017 **Inspection Level 1** [ ] **2** [X] **3** [ ]

Defect Location and Details (from B2 forms)

Component Location (Modification/Group/Component/Standard Number O / P29 / B1 / 42O

Component Description Bearings **Significance** 1[ ] 2[X] 3[ ] 4[ ]

Defect Details **Condition State** 1[ ] 2[ ] 3[X] 4[ ]

All bulging and splitting. Monitor.Ph106 B1.

Activity No	Description	Unit	Quantity	Unit Rate	Amount	Priority	Completed

Sub-total $ _____

Defect Location and Details (from B2 forms)

Component Location (Modification/Group/Component/Standard Number O / P30 / B1 / 42O

Component Description Bearings **Significance** 1[ ] 2[X] 3[ ] 4[ ]

Defect Details **Condition State** 1[ ] 2[ ] 3[X] 4[ ]

All bulging and splitting.Monitor.Ph.108 B1.

Activity No	Description	Unit	Quantity	Unit Rate	Amount	Priority	Completed

Sub-total $ _____

Defect Location and Details (from B2 forms)

Component Location (Modification/Group/Component/Standard Number O / P31 / B1 / 42O

Component Description Bearings **Significance** 1[ ] 2[X] 3[ ] 4[ ]

Defect Details **Condition State** 1[ ] 2[ ] 3[X] 4[ ]

All bulging and splitting.Ph.109 B1. Monitor.

Activity No	Description	Unit	Quantity	Unit Rate	Amount	Priority	Completed

Sub-total $ _____

Released under RTI - DTMR

Structure Id 817 **Name** _____

Inspection Date 08-OCT-2017 **Inspection Level 1** [ ] **2** [X] **3** [ ]

Defect Location and Details (from B2 forms)

Component Location (Modification/Group/Component/Standard Number O / P32 / B5 / 42O

Component Description Bearings **Significance** 1[ ] 2[X] 3[ ] 4[ ]

Defect Details **Condition State** 1[ ] 2[ ] 3[X] 4[ ]

All bulging and splitting.Monitor.Ph.119 B5.

Activity No	Description	Unit	Quantity	Unit Rate	Amount	Priority	Completed

Sub-total $ _____

Defect Location and Details (from B2 forms)

Component Location (Modification/Group/Component/Standard Number O / P33 / B1 / 42O

Component Description Bearings **Significance** 1[ ] 2[X] 3[ ] 4[ ]

Defect Details **Condition State** 1[ ] 2[ ] 3[X] 4[ ]

All bulging and splitting. Ph.121 B3.Monitor.

Activity No	Description	Unit	Quantity	Unit Rate	Amount	Priority	Completed

Sub-total $ _____

Defect Location and Details (from B2 forms)

Component Location (Modification/Group/Component/Standard Number O / P34 / B2 / 42O

Component Description Bearings **Significance** 1[ ] 2[X] 3[ ] 4[ ]

Defect Details **Condition State** 1[ ] 2[ ] 3[X] 4[ ]

All bulging and splitting. Ph.125 B2.Monitor.

Activity No	Description	Unit	Quantity	Unit Rate	Amount	Priority	Completed

Sub-total $ _____

Released under RTI - DTMR

Structure Id 817 **Name** _____

Inspection Date 08-OCT-2017 **Inspection Level 1** [ ] **2** [X] **3** [ ]

Defect Location and Details (from B2 forms)

Component Location (Modification/Group/Component/Standard Number **O / P35 / B1 / 42O**

Component Description Bearings **Significance** 1[ ] 2[X] 3[ ] 4[ ]

Defect Details **Condition State** 1[ ] 2[ ] 3[X] 4[ ]

All bulging and splitting.Monitor.Ph.129 B1.

Activity No	Description	Unit	Quantity	Unit Rate	Amount	Priority	Completed

Sub-total $ _____

Defect Location and Details (from B2 forms)

Component Location (Modification/Group/Component/Standard Number **O / P36 / B6 / 42O**

Component Description Bearings **Significance** 1[ ] 2[X] 3[ ] 4[ ]

Defect Details **Condition State** 1[ ] 2[ ] 3[X] 4[ ]

All bulging and splitting.Ph.136 B6.Monitor.

Activity No	Description	Unit	Quantity	Unit Rate	Amount	Priority	Completed

Sub-total $ _____

Defect Location and Details (from B2 forms)

Component Location (Modification/Group/Component/Standard Number **O / P37 / B1 / 42O**

Component Description Bearings **Significance** 1[ ] 2[X] 3[ ] 4[ ]

Defect Details **Condition State** 1[ ] 2[ ] 3[X] 4[ ]

All Bearings bulging and splitting.Ph.138 B2.Monitor.

Activity No	Description	Unit	Quantity	Unit Rate	Amount	Priority	Completed

Sub-total $ _____

Released under RTI - DTMR

Structure Id 817 **Name** _____

Inspection Date 08-OCT-2017 **Inspection Level 1** [ ] **2** [X] **3** [ ]

Defect Location and Details (from B2 forms)

Component Location (Modification/Group/Component/Standard Number O / P31 / H1 / 54C

Component Description Headstock **Significance** 1[ ] 2[ ] 3[ ] 4[X]

Defect Details **Condition State** 1[ ] 2[ ] 3[X] 4[ ]

Face 2 RHS 2 cracks <.3mm wide under G3.Marked and dated.Steel pipe frame seems to be causing the cracking. Face 1 RHS keeper block cracked <.4mm wide heads to outside face.Monitor all.

Activity No	Description	Unit	Quantity	Unit Rate	Amount	Priority	Completed

Sub-total $ _____

Defect Location and Details (from B2 forms)

Component Location (Modification/Group/Component/Standard Number O / S31 / D1 / 20C

Component Description Deck **Significance** 1[ ] 2[ ] 3[X] 4[ ]

Defect Details **Condition State** 1[ ] 2[ ] 3[X] 4[ ]

Spalling;steel exposed between G2,3 behind XG3.Ph.110. Clean,treat and re-instate .3m2 of concrete mortar.

Activity No	Description	Unit	Quantity	Unit Rate	Amount	Priority	Completed
100C4	Treatment Preparation Grade 4 - Squaring and Removal of Concrete (be	m2	.3	2000	600	2	N
115C3	Reinstate repair area with concrete reinstatement mortar	m2	.3	3000	900	2	N
100S3	Clean and paint steelwork	L/SUM	500	1	500	2	N

Sub-total $ 2000

Defect Location and Details (from B2 forms)

Component Location (Modification/Group/Component/Standard Number O / S2 / G1 / 22P

Component Description Girders **Significance** 1[ ] 2[ ] 3[ ] 4[X]

Defect Details **Condition State** 1[ ] 2[ ] 3[X] 4[ ]

3,1,1. G1 E2 steel exposed due to lack of cover.Clean,treat and epoxy over steel to prevent corrosion.Ph.09. .1m2.

Activity No	Description	Unit	Quantity	Unit Rate	Amount	Priority	Completed
100S3	Clean and paint steelwork	L/SUM	400	1	400	2	N
120C1	Apply protective coating	m2	.1	1000	100	2	N

Sub-total $ 500

Released under RTI - DTMR

Structure Id 817 **Name** _____

Inspection Date 08-OCT-2017 **Inspection Level 1** [ ] **2** [X] **3** [ ]

Defect Location and Details (from B2 forms)

Component Location (Modification/Group/Component/Standard Number O / S4 / G3 / 22P

Component Description Girders **Significance** 1[ ] 2[ ] 3[ ] 4[X]

Defect Details **Condition State** 1[ ] 2[ ] 3[X] 4[ ]

2,2,3. G3 spall,steel exposed under.Not enough cover. Ph.22. .2m2. Clean,treat and epoxy over steel to prevent corrosion.

Activity No	Description	Unit	Quantity	Unit Rate	Amount	Priority	Completed
100S3	Clean and paint steelwork	L/SUM	300	1	300	2	N
120C1	Apply protective coating	m2	.2	3000	600	2	N

Sub-total $ 900

Defect Location and Details (from B2 forms)

Component Location (Modification/Group/Component/Standard Number O / S6 / G2 / 22P

Component Description Girders **Significance** 1[ ] 2[ ] 3[ ] 4[X]

Defect Details **Condition State** 1[ ] 2[ ] 3[X] 4[ ]

1,3,1. G2 E2 spalling and steel exposed near Bearing. Ph.29. Clean,treat and re-instate .2m2 of concrete mortar.

Activity No	Description	Unit	Quantity	Unit Rate	Amount	Priority	Completed
100C4	Treatment Preparation Grade 4 - Squaring and Removal of Concrete (be	m2	.2	3000	600	2	N
115C3	Reinstate repair area with concrete reinstatement mortar	m2	.2	3000	600	2	N
100S3	Clean and paint steelwork	L/SUM	300	1	300	2	N

Sub-total $ 1500

Defect Location and Details (from B2 forms)

Component Location (Modification/Group/Component/Standard Number O / S9 / G3 / 22P

Component Description Girders **Significance** 1[ ] 2[ ] 3[ ] 4[X]

Defect Details **Condition State** 1[ ] 2[ ] 3[X] 4[ ]

2,2,3. G3 MS spall;lack of cover in Deck.Ph.50.Clean steel and cover with epoxy.Ph.50..1m2.

Activity No	Description	Unit	Quantity	Unit Rate	Amount	Priority	Completed
120C1	Apply protective coating	m2	.1	3000	300	2	N
100S3	Clean and paint steelwork	L/SUM	200	1	200	2	N

Sub-total $ 500

Released under RTI - DTMR

Structure Id 817 **Name** _____

Inspection Date 08-OCT-2017 **Inspection Level 1** [ ] **2** [X] **3** [ ]

Defect Location and Details (from B2 forms)

Component Location (Modification/Group/Component/Standard Number O / S12 / G1 / 22P

Component Description Girders **Significance** 1[ ] 2[ ] 3[ ] 4[X]

Defect Details **Condition State** 1[ ] 2[ ] 3[X] 4[ ]

3,2,2. G1 E2 steel exposed with minimal spalling.Needs cleaning and an epoxy cover as there is very little cover..2m2.Ph.60.

Activity No	Description	Unit	Quantity	Unit Rate	Amount	Priority	Completed
100S3	Clean and paint steelwork	L/SUM	500	1	500	2	N
120C1	Apply protective coating	m2	.2	2000	400	2	N

Sub-total $ 900

Defect Location and Details (from B2 forms)

Component Location (Modification/Group/Component/Standard Number O / S38 / G1 / 22P

Component Description Girders **Significance** 1[ ] 2[ ] 3[ ] 4[X]

Defect Details **Condition State** 1[ ] 2[ ] 3[X] 4[ ]

3,1,1. G1 E1 spalling and steel exposed.Ph.141.Clean,treat and reinstate .3m2.

Activity No	Description	Unit	Quantity	Unit Rate	Amount	Priority	Completed
100C4	Treatment Preparation Grade 4 - Squaring and Removal of Concrete (be	m2	.3	2000	600	2	N
100S3	Clean and paint steelwork	L/SUM	500	1	500	2	N
115C3	Reinstate repair area with concrete reinstatement mortar	m2	.3	2400	720	2	N

Sub-total $ 1820

Defect Location and Details (from B2 forms)

Component Location (Modification/Group/Component/Standard Number O / S11 / W / 71O

Component Description Waterway **Significance** 1[ ] 2[X] 3[ ] 4[ ]

Defect Details **Condition State** 1[ ] 2[ ] 3[X] 4[ ]

Monitor silt buildup from strong tidal movements.

Activity No	Description	Unit	Quantity	Unit Rate	Amount	Priority	Completed

Sub-total $ _____

Released under RTI - DTMR

Structure Maintenance Schedule

M1 | **Sheet** 19 of 31

Structure Id 817 **Name** _____

Inspection Date 08-OCT-2017 **Inspection Level 1** [ ] **2** [X] **3** [ ]

Defect Location and Details (from B2 forms)

Component Location (Modification/Group/Component/Standard Number **O / S12 / W / 71O**

Component Description Waterway **Significance** 1[ ] 2[X] 3[ ] 4[ ]

Defect Details **Condition State** 1[ ] 2[ ] 3[X] 4[ ]

Monitor change in depth.Refer B2/7.

Activity No	Description	Unit	Quantity	Unit Rate	Amount	Priority	Completed

Sub-total $ _____

Defect Location and Details (from B2 forms)

Component Location (Modification/Group/Component/Standard Number **O / S13 / W / 71O**

Component Description Waterway **Significance** 1[ ] 2[X] 3[ ] 4[ ]

Defect Details **Condition State** 1[ ] 2[ ] 3[X] 4[ ]

Change in depth due to strong tidal movements. Monitor.

Activity No	Description	Unit	Quantity	Unit Rate	Amount	Priority	Completed

Sub-total $ _____

Defect Location and Details (from B2 forms)

Component Location (Modification/Group/Component/Standard Number **O / S14 / W / 71O**

Component Description Waterway **Significance** 1[ ] 2[X] 3[ ] 4[ ]

Defect Details **Condition State** 1[ ] 2[ ] 3[X] 4[ ]

Little change in depth from last report.Strong tidal movement suggests silt buildup.Monitor.C/S 2 on upstream.

Activity No	Description	Unit	Quantity	Unit Rate	Amount	Priority	Completed

Sub-total $ _____

Released under RTI - DTMR

Structure Maintenance Schedule

M1 | **Sheet** 20 of 31

Structure Id 817 **Name** _____

Inspection Date 08-OCT-2017 **Inspection Level 1** [ ] **2** [X] **3** [ ]

Defect Location and Details (from B2 forms)

Component Location (Modification/Group/Component/Standard Number **O / S15 / W / 71O**

Component Description Waterway **Significance** 1[ ] 2[X] 3[ ] 4[ ]

Defect Details **Condition State** 1[ ] 2[ ] 3[X] 4[ ]

Strong tidal movements causing silt buildup throughout at time of dippings.Monitor.

Activity No	Description	Unit	Quantity	Unit Rate	Amount	Priority	Completed

Sub-total $ _____

Defect Location and Details (from B2 forms)

Component Location (Modification/Group/Component/Standard Number **O / S16 / W / 71O**

Component Description Waterway **Significance** 1[ ] 2[X] 3[ ] 4[ ]

Defect Details **Condition State** 1[ ] 2[ ] 3[X] 4[ ]

Change in depth with strong tidal movement.(Silt buildup).Monitor.

Activity No	Description	Unit	Quantity	Unit Rate	Amount	Priority	Completed

Sub-total $ _____

Defect Location and Details (from B2 forms)

Component Location (Modification/Group/Component/Standard Number **O / S17 / W / 71O**

Component Description Waterway **Significance** 1[ ] 2[X] 3[ ] 4[ ]

Defect Details **Condition State** 1[ ] 2[ ] 3[X] 4[ ]

Monitor.All dips appear to have silt buildup from strong tidal movements.

Activity No	Description	Unit	Quantity	Unit Rate	Amount	Priority	Completed

Sub-total $ _____

Released under RTI - DTMR

Structure Maintenance Schedule

M1 | **Sheet** 21 of 31

Structure Id 817 **Name** _____

Inspection Date 08-OCT-2017 **Inspection Level 1** [ ] **2** [X] **3** [ ]

Defect Location and Details (from B2 forms)

Component Location (Modification/Group/Component/Standard Number **O / S18 / W / 71O**

Component Description Waterway **Significance** 1[ ] 2[X] 3[ ] 4[ ]

Defect Details **Condition State** 1[ ] 2[ ] 3[X] 4[ ]

Monitor silt movement;change of depth.

Activity No	Description	Unit	Quantity	Unit Rate	Amount	Priority	Completed

Sub-total $ _____

Defect Location and Details (from B2 forms)

Component Location (Modification/Group/Component/Standard Number **O / S19 / W / 71O**

Component Description Waterway **Significance** 1[ ] 2[X] 3[ ] 4[ ]

Defect Details **Condition State** 1[ ] 2[ ] 3[X] 4[ ]

Monitor strong tidal movement(silt).Changes of depth.

Activity No	Description	Unit	Quantity	Unit Rate	Amount	Priority	Completed

Sub-total $ _____

Defect Location and Details (from B2 forms)

Component Location (Modification/Group/Component/Standard Number **O / S20 / W / 71O**

Component Description Waterway **Significance** 1[ ] 2[X] 3[ ] 4[ ]

Defect Details **Condition State** 1[ ] 2[ ] 3[X] 4[ ]

Monitor strong tidal movement.Changes in depth.

Activity No	Description	Unit	Quantity	Unit Rate	Amount	Priority	Completed

Sub-total $ _____

Released under RTI - DTMR

Structure Maintenance Schedule

M1 | **Sheet** 22 of 31

Structure Id 817 **Name** _____

Inspection Date 08-OCT-2017 **Inspection Level 1** [ ] **2** [X] **3** [ ]

Defect Location and Details (from B2 forms)

Component Location (Modification/Group/Component/Standard Number **O / S21 / W / 71O**

Component Description Waterway **Significance** 1[ ] 2[X] 3[ ] 4[ ]

Defect Details **Condition State** 1[ ] 2[ ] 3[X] 4[ ]

Monitor strong tidal movement.(silt buildup). Change of depth.

Activity No	Description	Unit	Quantity	Unit Rate	Amount	Priority	Completed

Sub-total $ _____

Defect Location and Details (from B2 forms)

Component Location (Modification/Group/Component/Standard Number **O / S22 / W / 71O**

Component Description Waterway **Significance** 1[ ] 2[X] 3[ ] 4[ ]

Defect Details **Condition State** 1[ ] 2[ ] 3[X] 4[ ]

Monitor strong tidal movement(silt buildup). Changes of depth.

Activity No	Description	Unit	Quantity	Unit Rate	Amount	Priority	Completed

Sub-total $ _____

Defect Location and Details (from B2 forms)

Component Location (Modification/Group/Component/Standard Number **O / S23 / W / 71O**

Component Description Waterway **Significance** 1[ ] 2[X] 3[ ] 4[ ]

Defect Details **Condition State** 1[ ] 2[ ] 3[X] 4[ ]

Monitor strong tidal movement (silt buildup).Change in depth.

Activity No	Description	Unit	Quantity	Unit Rate	Amount	Priority	Completed

Sub-total $ _____

Released under RTI - DTMR

Structure Maintenance Schedule

M1 | **Sheet** 23 of 31

Structure Id 817 **Name** _____

Inspection Date 08-OCT-2017 **Inspection Level 1** [ ] **2** [X] **3** [ ]

Defect Location and Details (from B2 forms)

Component Location (Modification/Group/Component/Standard Number **O / S24 / W / 71O**

Component Description Waterway **Significance** 1[ ] 2[X] 3[ ] 4[ ]

Defect Details **Condition State** 1[ ] 2[ ] 3[X] 4[ ]

Monitor strong tidal movement(silt buildup).Change of depth.

Activity No	Description	Unit	Quantity	Unit Rate	Amount	Priority	Completed

Sub-total $ _____

Defect Location and Details (from B2 forms)

Component Location (Modification/Group/Component/Standard Number **O / S25 / W / 71O**

Component Description Waterway **Significance** 1[ ] 2[X] 3[ ] 4[ ]

Defect Details **Condition State** 1[ ] 2[ ] 3[X] 4[ ]

Monitor strong tidal movement.(silt buildup). Change in depth.

Activity No	Description	Unit	Quantity	Unit Rate	Amount	Priority	Completed

Sub-total $ _____

Defect Location and Details (from B2 forms)

Component Location (Modification/Group/Component/Standard Number **O / S26 / W / 71O**

Component Description Waterway **Significance** 1[ ] 2[X] 3[ ] 4[ ]

Defect Details **Condition State** 1[ ] 2[ ] 3[X] 4[ ]

Monitor strong tidal movement.Silt buildup).Change of depth.

Activity No	Description	Unit	Quantity	Unit Rate	Amount	Priority	Completed

Sub-total $ _____

Released under RTI - DTMR

Structure Maintenance Schedule

M1 | **Sheet** 24 of 31

Structure Id 817 **Name** _____

Inspection Date 08-OCT-2017 **Inspection Level 1** [ ] **2** [X] **3** [ ]

Defect Location and Details (from B2 forms)

Component Location (Modification/Group/Component/Standard Number **O / S28 / W / 71O**

Component Description Waterway **Significance** 1[ ] 2[X] 3[ ] 4[ ]

Defect Details **Condition State** 1[ ] 2[ ] 3[X] 4[ ]

Monitor strong tidal movement(silt buildup).Change of depth.

Activity No	Description	Unit	Quantity	Unit Rate	Amount	Priority	Completed

Sub-total $ _____

Defect Location and Details (from B2 forms)

Component Location (Modification/Group/Component/Standard Number **O / S29 / W / 71O**

Component Description Waterway **Significance** 1[ ] 2[X] 3[ ] 4[ ]

Defect Details **Condition State** 1[ ] 2[ ] 3[X] 4[ ]

Monitor strong tidal movement(silt buildup).Change of depth.

Activity No	Description	Unit	Quantity	Unit Rate	Amount	Priority	Completed

Sub-total $ _____

Defect Location and Details (from B2 forms)

Component Location (Modification/Group/Component/Standard Number **O / S30 / W / 71O**

Component Description Waterway **Significance** 1[ ] 2[X] 3[ ] 4[ ]

Defect Details **Condition State** 1[ ] 2[ ] 3[X] 4[ ]

Monitor strong tidal movement.(silt buildup).Change of depth.

Activity No	Description	Unit	Quantity	Unit Rate	Amount	Priority	Completed

Sub-total $ _____

Released under RTI - DTMR

Structure Maintenance Schedule

M1 | **Sheet** 25 of 31

Structure Id 817 **Name** _____

Inspection Date 08-OCT-2017 **Inspection Level 1** [ ] **2** [X] **3** [ ]

Defect Location and Details (from B2 forms)

Component Location (Modification/Group/Component/Standard Number **O / S31 / W / 71O**

Component Description Waterway **Significance** 1[ ] 2[X] 3[ ] 4[ ]

Defect Details **Condition State** 1[ ] 2[ ] 3[X] 4[ ]

Monitor strong tidal movemenr(silt buildup).Change of depth.

Activity No	Description	Unit	Quantity	Unit Rate	Amount	Priority	Completed

Sub-total $ _____

Defect Location and Details (from B2 forms)

Component Location (Modification/Group/Component/Standard Number **O / S32 / W / 71O**

Component Description Waterway **Significance** 1[ ] 2[X] 3[ ] 4[ ]

Defect Details **Condition State** 1[ ] 2[ ] 3[X] 4[ ]

Monitor strong tidal movemenr(silt buildup).Change of depth.

Activity No	Description	Unit	Quantity	Unit Rate	Amount	Priority	Completed

Sub-total $ _____

Defect Location and Details (from B2 forms)

Component Location (Modification/Group/Component/Standard Number **O / S33 / W / 71O**

Component Description Waterway **Significance** 1[ ] 2[X] 3[ ] 4[ ]

Defect Details **Condition State** 1[ ] 2[ ] 3[X] 4[ ]

Monitor strong tidal movemenr(silt buildup).Change of depth.

Activity No	Description	Unit	Quantity	Unit Rate	Amount	Priority	Completed

Sub-total $ _____

Released under RTI - DTMR

Structure Maintenance Schedule

M1 | Sheet 26 of 31

Structure Id 817 **Name** _____

Inspection Date 08-OCT-2017 **Inspection Level 1** [ ] **2** [X] **3** [ ]

Defect Location and Details (from B2 forms)

Component Location (Modification/Group/Component/Standard Number **O / S34 / W / 71O**

Component Description Waterway **Significance** 1[ ] 2[X] 3[ ] 4[ ]

Defect Details **Condition State** 1[ ] 2[ ] 3[X] 4[ ]

Monitor strong tidal movemenr(silt buildup).Change of depth.

Activity No	Description	Unit	Quantity	Unit Rate	Amount	Priority	Completed

Sub-total $ _____

Defect Location and Details (from B2 forms)

Component Location (Modification/Group/Component/Standard Number **O / S36 / W / 71O**

Component Description Waterway **Significance** 1[ ] 2[X] 3[ ] 4[ ]

Defect Details **Condition State** 1[ ] 2[ ] 3[X] 4[ ]

Monitor strong tidal movement.(silt buildup).Change of depth.

Activity No	Description	Unit	Quantity	Unit Rate	Amount	Priority	Completed

Sub-total $ _____

Defect Location and Details (from B2 forms)

Component Location (Modification/Group/Component/Standard Number **O / S37 / W / 71O**

Component Description Waterway **Significance** 1[ ] 2[X] 3[ ] 4[ ]

Defect Details **Condition State** 1[ ] 2[ ] 3[X] 4[ ]

Monitor strong tidal movement.(silt buildup).Change of depth.

Activity No	Description	Unit	Quantity	Unit Rate	Amount	Priority	Completed

Sub-total $ _____

Released under RTI - DTMR

Structure Id 817 **Name** _____

Inspection Date 08-OCT-2017 **Inspection Level 1** [ ] **2** [X] **3** [ ]

Defect Location and Details (from B2 forms)

Component Location (Modification/Group/Component/Standard Number O / S3 / XG1 / 31C

Component Description Cross Girder **Significance** 1[ ] 2[ ] 3[X] 4[ ]

Defect Details **Condition State** 1[ ] 2[ ] 3[X] 4[ ]

3,1,3. XG1 outside section spalling and steel exposed.Ph.12..2m2.

Activity No	Description	Unit	Quantity	Unit Rate	Amount	Priority	Completed
100C4	Treatment Preparation Grade 4 - Squaring and Removal of Concrete (be	m2	.2	3000	600	2	N
115C3	Reinstate repair area with concrete reinstatement mortar	m2	.2	3000	600	2	N
100S3	Clean and paint steelwork	L/SUM	300	1	300	2	N

Sub-total $ 1500

Defect Location and Details (from B2 forms)

Component Location (Modification/Group/Component/Standard Number O / S3 / XG3 / 31C

Component Description Cross Girder **Significance** 1[ ] 2[ ] 3[X] 4[ ]

Defect Details **Condition State** 1[ ] 2[ ] 3[X] 4[ ]

3,1,3. XG3 outside section E2 has spalling,steel exposed. Ph.16. .2m2.

Activity No	Description	Unit	Quantity	Unit Rate	Amount	Priority	Completed
100C4	Treatment Preparation Grade 4 - Squaring and Removal of Concrete (be	m2	.2	3000	600	2	N
115C3	Reinstate repair area with concrete reinstatement mortar	m2	.2	3000	600	2	N
100S3	Clean and paint steelwork	L/SUM	300	1	300	2	N

Sub-total $ 1500

Defect Location and Details (from B2 forms)

Component Location (Modification/Group/Component/Standard Number O / S5 / XG3 / 31C

Component Description Cross Girder **Significance** 1[ ] 2[ ] 3[X] 4[ ]

Defect Details **Condition State** 1[ ] 2[ ] 3[X] 4[ ]

1,1,3.XG3 E2 outside section spalling and steel exposed.Some loss of section.(20%)Ph.26.Clean,treat and re-instate .2m2 of concrete mortar. Possibly splice new steel.

Activity No	Description	Unit	Quantity	Unit Rate	Amount	Priority	Completed
100C4	Treatment Preparation Grade 4 - Squaring and Removal of Concrete (be	m2	.2	3000	600	2	N
115C3	Reinstate repair area with concrete reinstatement mortar	m2	.2	3000	600	2	N
105C1	Cleaning and Priming Reinforcement	P/SUM	500	1	500	2	N
900A3	Traffic management (including TMP)	P/SUM	2300	1	2300	2	N

Sub-total $ 4000

Released under RTI - DTMR

Structure Id 817 **Name** _____

Inspection Date 08-OCT-2017 **Inspection Level 1** [ ] **2** [X] **3** [ ]

Defect Location and Details (from B2 forms)

Component Location (Modification/Group/Component/Standard Number O / S8 / XG1 / 31C

Component Description Cross Girder **Significance** 1[ ] 2[ ] 3[X] 4[ ]

Defect Details **Condition State** 1[ ] 2[ ] 3[X] 4[ ]

3,2,2.XG1 RHS outside section spalling,steel exposed. .2m2. Ph.37. Patch with other spalls.

Activity No	Description	Unit	Quantity	Unit Rate	Amount	Priority	Completed
100C4	Treatment Preparation Grade 4 - Squaring and Removal of Concrete (be	m2	.2	2000	400	2	N
115C3	Reinstate repair area with concrete reinstatement mortar	m2	.2	2200	440	2	N
100S3	Clean and paint steelwork	L/SUM	400	1	400	2	N

Sub-total $ 1240

Defect Location and Details (from B2 forms)

Component Location (Modification/Group/Component/Standard Number O / S10 / XG3 / 31C

Component Description Cross Girder **Significance** 1[ ] 2[ ] 3[X] 4[ ]

Defect Details **Condition State** 1[ ] 2[ ] 3[X] 4[ ]

2,2,3. XG3 LHS outside section spalling.Some loss of steel.Ph.56. Clean,treat and re-instate .3m2 of concrete mortar.

Activity No	Description	Unit	Quantity	Unit Rate	Amount	Priority	Completed
100C4	Treatment Preparation Grade 4 - Squaring and Removal of Concrete (be	m2	.3	3000	900	2	N
100S3	Clean and paint steelwork	L/SUM	500	1	500	2	N
115C3	Reinstate repair area with concrete reinstatement mortar	m2	.3	3000	900	2	N

Sub-total $ 2300

Defect Location and Details (from B2 forms)

Component Location (Modification/Group/Component/Standard Number O / S12 / XG3 / 31C

Component Description Cross Girder **Significance** 1[ ] 2[ ] 3[X] 4[ ]

Defect Details **Condition State** 1[ ] 2[ ] 3[X] 4[ ]

2,2,3. XG 3 LHS outside section has 3 spall sections with steel exposed.Ph.64,65.Clean,treat and re-instate .3m2 of concrete mortar.

Activity No	Description	Unit	Quantity	Unit Rate	Amount	Priority	Completed
100C4	Treatment Preparation Grade 4 - Squaring and Removal of Concrete (be	m2	.3	2000	600	2	N
115C3	Reinstate repair area with concrete reinstatement mortar	m2	.3	2200	660	2	N
100S3	Clean and paint steelwork	L/SUM	500	1	500	2	N

Sub-total $ 1760

Released under RTI - DTMR

Structure Id 817 **Name** _____

Inspection Date 08-OCT-2017 **Inspection Level 1** [ ] **2** [X] **3** [ ]

Defect Location and Details (from B2 forms)

Component Location (Modification/Group/Component/Standard Number O / S15 / XG2 / 31C

Component Description Cross Girder **Significance** 1[ ] 2[ ] 3[X] 4[ ]

Defect Details **Condition State** 1[ ] 2[ ] 3[X] 4[ ]

2,3,2. XG2 RHS outside section steel exposed.Needs cleaning and epoxy cover.Ph.73. .2m2.

Activity No	Description	Unit	Quantity	Unit Rate	Amount	Priority	Completed
100S3	Clean and paint steelwork	L/SUM	400	1	400	2	N
120C1	Apply protective coating	m2	.2	2000	400	2	N

Sub-total $ 800

Defect Location and Details (from B2 forms)

Component Location (Modification/Group/Component/Standard Number O / S23 / XG2 / 31C

Component Description Cross Girder **Significance** 1[ ] 2[ ] 3[X] 4[ ]

Defect Details **Condition State** 1[ ] 2[ ] 3[X] 4[ ]

3,3,1. XG2 spalling,steel exposed between G1,2.Ph .9Clean,treat and re-instate . 3m2 of concrete mortar.Ph.94.

Activity No	Description	Unit	Quantity	Unit Rate	Amount	Priority	Completed
100C4	Treatment Preparation Grade 4 - Squaring and Removal of Concrete (be	m2	.3	2000	600	2	N
115C3	Reinstate repair area with concrete reinstatement mortar	m2	.3	2400	720	2	N
100S3	Clean and paint steelwork	L/SUM	500	1	500	2	N

Sub-total $ 1820

Defect Location and Details (from B2 forms)

Component Location (Modification/Group/Component/Standard Number O / S23 / XG1 / 31C

Component Description Cross Girder **Significance** 1[ ] 2[ ] 3[X] 4[ ]

Defect Details **Condition State** 1[ ] 2[ ] 3[X] 4[ ]

3,3,1. XG1 spalling,steel exposed between G2,3..3m2. Clean,treat and re-instate .3m2 of concrete mortar.Ph.93.

Activity No	Description	Unit	Quantity	Unit Rate	Amount	Priority	Completed
100C4	Treatment Preparation Grade 4 - Squaring and Removal of Concrete (be	m2	.3	2000	600	2	N
115C3	Reinstate repair area with concrete reinstatement mortar	m2	.3	2400	720	2	N
100S3	Clean and paint steelwork	L/SUM	500	1	500	2	N

Sub-total $ 1820

Released under RTI - DTMR

Structure Id 817 **Name** _____

Inspection Date 08-OCT-2017 **Inspection Level 1** [ ] **2** [X] **3** [ ]

Defect Location and Details (from B2 forms)

Component Location (Modification/Group/Component/Standard Number O / S31 / XG3 / 31C

Component Description Cross Girder **Significance** 1[ ] 2[ ] 3[X] 4[ ]

Defect Details **Condition State** 1[ ] 2[ ] 3[X] 4[ ]

2,2,3. XG3 spalling between G1,2. .2m2. Mortar patch needed.

Activity No	Description	Unit	Quantity	Unit Rate	Amount	Priority	Completed
115C3	Reinstate repair area with concrete reinstatement mortar	m2	.2	2500	500	2	N

Sub-total $ 500

Defect Location and Details (from B2 forms)

Component Location (Modification/Group/Component/Standard Number O / S33 / XG3 / 31C

Component Description Cross Girder **Significance** 1[ ] 2[ ] 3[X] 4[ ]

Defect Details **Condition State** 1[ ] 2[ ] 3[X] 4[ ]

2,2,3. XG3 spalling between G1,2. Ph.122. .3m2.Clean,treat and re-instate .3m2 of concrete mortar.

Activity No	Description	Unit	Quantity	Unit Rate	Amount	Priority	Completed
100C4	Treatment Preparation Grade 4 - Squaring and Removal of Concrete (be	m2	.3	2000	600	2	N
115C3	Reinstate repair area with concrete reinstatement mortar	m2	.3	2500	750	2	N
100S3	Clean and paint steelwork	L/SUM	400	1	400	2	N

Sub-total $ 1750

Defect Location and Details (from B2 forms)

Component Location (Modification/Group/Component/Standard Number O / S35 / XG2 / 31C

Component Description Cross Girder **Significance** 1[ ] 2[ ] 3[X] 4[ ]

Defect Details **Condition State** 1[ ] 2[ ] 3[X] 4[ ]

2,3,3. XG 2 LHS steel exposed.Ph.127. Treat and apply protective coating.

Activity No	Description	Unit	Quantity	Unit Rate	Amount	Priority	Completed
120C1	Apply protective coating	m2	.4	3000	1200	2	N

Sub-total $ 1200

Released under RTI - DTMR

Structure Maintenance Schedule

M1 | **Sheet** 31 of 31

Structure Id 817 **Name** _____

Inspection Date 08-OCT-2017 **Inspection Level 1** [ ] **2** [X] **3** [ ]

Defect Location and Details (from B2 forms)

Component Location (Modification/Group/Component/Standard Number **O / S35 / XG3 / 31C**

Component Description Cross Girder **Significance** 1[ ] 2[ ] 3[X] 4[ ]

Defect Details **Condition State** 1[ ] 2[ ] 3[X] 4[ ]

2,3,3. XG3 spalling and steel exposed between G1,2. Ph.128.Clean,treat and re-instate .4m2 of concrete mortar.

Activity No	Description	Unit	Quantity	Unit Rate	Amount	Priority	Completed
100C4	Treatment Preparation Grade 4 - Squaring and Removal of Concrete (be	m2	.4	2000	800	2	N
115C3	Reinstate repair area with concrete reinstatement mortar	m2	.4	2500	1000	2	N
100S3	Clean and paint steelwork	L/SUM	400	1	400	2	N

Sub-total $ 2200

Defect Location and Details (from B2 forms)

Component Location (Modification/Group/Component/Standard Number **O / S36 / XG3 / 31C**

Component Description Cross Girder **Significance** 1[ ] 2[ ] 3[X] 4[ ]

Defect Details **Condition State** 1[ ] 2[ ] 3[X] 4[ ]

2,2,3.XG3 LHS spalling.Knockout and patch..3m2.Ph.133.

Activity No	Description	Unit	Quantity	Unit Rate	Amount	Priority	Completed
100C4	Treatment Preparation Grade 4 - Squaring and Removal of Concrete (be	m2	.3	2000	600	2	N
115C3	Reinstate repair area with concrete reinstatement mortar	m2	.3	2500	750	2	N
100S3	Clean and paint steelwork	L/SUM	400	1	400	2	N

Sub-total $ 1750

Defect Location and Details (from B2 forms)

Component Location (Modification/Group/Component/Standard Number **O / S37 / XG3 / 31C**

Component Description Cross Girder **Significance** 1[ ] 2[ ] 3[X] 4[ ]

Defect Details **Condition State** 1[ ] 2[ ] 3[X] 4[ ]

2,2,3. XG3 spalling,steel exposed between G2,3. .3m2.Ph139. Clean,treat and re-instate .3m2 of concrete mortar.

Activity No	Description	Unit	Quantity	Unit Rate	Amount	Priority	Completed
100C4	Treatment Preparation Grade 4 - Squaring and Removal of Concrete (be	m2	.3	2000	600	2	N
115C3	Reinstate repair area with concrete reinstatement mortar	m2	.3	2500	750	2	N
100S3	Clean and paint steelwork	L/SUM	400	1	400	2	N

Sub-total $ 1750

Released under RTI - DTMR

Diving Report

Client Name: RoadTek
Project Name: ID 817 Pumicestone Bridge Bribie Island
Project No: P1303
Completed by: Gilbert Diving

Date: Between the 18th March 2013 and the 17th May 2013.
32.5 days Cleaning and 4.5 days Inspecting.

Task: Underwater Cleaning and Inspection of the Pumicestone Channel Bridge:

- Underwater inspection with Roadtek Level 2 Inspector Gary Sharp.
- Inspections were done on the 3rd April, 22nd April and the 16th & 17th May 2013.
- Underwater cleaning of 37 piers containing 5 concrete piles each.
- Pier 15 has 7 piles.
- The following piers have concrete casing:
  - Pier 19 Pile 1
  - Pier 20 Pile 1
  - Pier 36 pile 3
  - Pier 37 Pile 5.

Dive Team: Dive Supervisor: Tyler Gilbert, Peter Love, David Loudon & Matt Jones.

Equipment: Truck, Vessel RTM, high pressure cleaner, CaviBlaster, SSBA diving equipment.

General Comment: The Pumicestone Bridge in general was in good condition:

- Growth varied in thickness up to 200mm, including barnacles and muscles.
- Minor spalling and cracks were detected and are outlined in the following pages with comments and photographs, this report is accompanied by underwater video (links to video are provided below).

Pier 1 is counted from the mainland side of the bridge.
The soffit to bed measurements are listed under each pier in this report and are presented in a graph attached to this report.



Released under RTI - DTMR

P: 1300 602 664 M: 0418 157 648 E: info@gilbetdiving.com
W: www.gilbertdiving.com ABN: 67 175 361 864
M: PO Box 1772 Kingscliff Tweed Coast NSW 2487

Pier 1

Inspection on 22nd April 2013 – Dry – no water at low tide.
All piles appear in good condition.
Measurement from Soffit to Riverbed:

- Pile 2 = 1.7m
- Pile 4 = 1.7m.

Pier 2

Inspection on 22nd April 2013 – Dry – no water at low tide.
All piles appear in good condition.
Measurement from Soffit to Riverbed:

- Pile 2 = 2m
- Pile 4 = 1.9m.

Pier 3

Inspection on 22nd April 2013 – water depth 0.5m.
All piles appear in good condition.
Measurement from Soffit to Riverbed:

- Pile 2 = 3.1m
- Pile 4 = 3.1m.

Pier 4

Inspection on 22nd April 2013 – water dept 1m.
All piles appear in good condition.
Measurement from Soffit to Riverbed:

- Pile 2 = 4.1m
- Pile 4 = 4.1m.

Pier 5

Inspection on 2nd April 2013 – water depth 3m.
All piles appear in good condition.
Measurement from Soffit to Riverbed:

- Pile 2 = 5.9m
- Pile 4 = 5.2m.

Pier 6

Inspection on 2nd April 2013 – water depth 4.5m.
All piles appear in good condition.
Measurement from Soffit to Riverbed:

- Pile 2 = 7.1m
- Pile 4 = 7m.

Pier 7

Inspection on 2nd April 2013 – water depth 5m.
All piles appear in good condition.
Measurement from Soffit to Riverbed:

- Pile 2 = 7.8m
- Pile 4 = 7.8m.

Released under RTI - DTMR

Pier 8

Inspection on 2nd April 2013 – water depth 5m.
All piles appear in good condition.
Measurement from Soffit to Riverbed:

- Pile 2 = 8.2m
- Pile 4 = 8.3m.

Pier 9

Inspection on 3rd April 2013 – water depth 4m.
All piles appear in good condition.
Measurement from Soffit to Riverbed:

- Pile 2 = 8.2m
- Pile 4 = 8.3m.

Findings:

- Pier 9 Pile 3 – Vertical crack 2m from river bed corner face 7 – 8.
- Vertical crack is 110mm long 12mm wide 4mm deep.
- Spalling due to lack of concrete cover over reinforcing steel.

For more detail please click on video link:
Pumicestone Bridge ID817 Pier 9, Pile 3.wmv



Image 1&2: Pier 9 – Pile 3

Pier 10

Inspection on 3rd April 2013 – water depth 4m.
All piles appear in good condition.
Measurement from Soffit to Riverbed:

- Pile 2 = 8.2m
- Pile 4 = 8.2m.

Pier 11

Inspection on 3rd April 2013 – water depth 4.5m.
All piles appear in good condition.
Measurement from Soffit to Riverbed:

- Pile 2 = 9.1m
- Pile 4 = 9.1m.

Released under RTI - DTMR

Pier 12

Inspection on 3rd April 2013 – water depth 5m.
All piles appear in good condition.
Measurement from Soffit to Riverbed:

- Pile 2 = 9.7m
- Pile 4 = 9.8m.

Pier 13

Inspection 22nd April 2013 – water depth 3m.
All piles appear in good condition.
Measurement from Soffit to Riverbed

- Pile 2 = 8.4m
- Pile 4 = 8.2m.

Pier 14

Inspection on 22nd April 2013 – water depth 6m.
All piles appear in good condition.
Measurement from Soffit to Riverbed:

- Pile 2 = 12.1m
- Pile 4 = 12.1m.

Pier 15

Inspection on 16th May 2013 – 7 piles - water depth 9m.
All piles appear in good condition.
Measurement from Soffit to Riverbed:

- Pile 2 = 14.1m
- Pile 4 = 14.2m.

Pier 16

Inspection on 16th May 2013 – water depth 9.5m.
All piles appear in good condition.
Measurement from Soffit to Riverbed:

- Pile 2 = 15m
- Pile 4 = 15.1m.

Pier 17

Inspection on 16th May 2013 – water depth 10m.
All piles appear in good condition.
Measurement from Soffit to Riverbed:

- Pile 2 = 16.2m
- Pile 4 = 16.4m.

Pier 18

Inspection on 16th May 2013 – water depth 10m.
All piles appear in good condition.
Measurement from Soffit to Riverbed:

- Pile 2 = 15.9m
- Pile 4 = 16.5m.

Released under RTI - DTMR

Pier 19

Inspection on 16th May 2013 – water depth 10m.

All piles appear in good condition.

Measurement from Soffit to Riverbed:

- Pile 2 = 15m
- Pile 4 = 15.4m.

Findings:

- Pile 1 has concrete casing around it, 10.9m long, could be from previous repair or crash reinforcement. Horizontal crack in casing goes half way around pile on entire upstream side; 10-20mm deep, 1.7m down from top of casing.
- 2 old piles laying on riverbed 200mm from existing pile 1.
- Old piles are 1.5m long and buried laying in a North/South orientation.



Image 3: Pier 19 – Pile 1

Pier 20

Inspection on 16th May 2013 – water depth 10m.

All piles appear in good condition.

Measurement from Soffit to Riverbed:

- Pile 2 = 14.7m
- Pile 4 = 14.8m.

Finding:

- Pier 20, Pile 1 has concrete casing around pile from HAT (highest astronomical tide) + 1M all the way to the riverbed, steel flange around lower part 300mm off riverbed believed to be used for the pouring of construction casing.
- Minor cracking on surface around top of casing.
- There is a hole in pile 1, 970mm from the top of the casing, 210mm long and 50mm wide and 30mm deep with no steel exposed on the upstream side.







Images 4, 5 & 6: Pier 20 – Pile 1

Released under RTI - DTMR

Pier 21

Inspection on 16th May 2013 – water depth 9m.
All piles appear in good condition.
Measurement from Soffit to Riverbed:

- Pile 2 = 14.5m
- Pile 4 = 14.5m

Pier 22

Inspection on 16th May 2013 – water depth 8.5m.
All piles appear in good condition.
Measurement from Soffit to Riverbed

- Pile 2 = 14.4m
- Pile 4 = 14.6m.

Pier 23

Inspection on 16th May 2013 – water depth 9m.
All piles appear in good condition.
Measurement from Soffit to Riverbed:

- Pile 2 = 14.7m
- Pile 4 = 14.9m.

Pier 24

Inspection on 16th May 2013 – water depth 9m.
All piles appear in good condition.
Measurement from Soffit to Riverbed:

- Pile 2 = 14.2m
- Pile 4 = 14.2m.

Findings:

- Construction debris between Piles 2 & 3.

Pier 25

Inspection on 16th May 2013 – water depth 9m.
All piles appear in good condition.
Measurement from Soffit to Riverbed:

- Pile 2 = 14.2m
- Pile 4 = 14.4m.

Findings:

- Construction debris on Bribie Island Side.

Pier 26

Inspection on 16th May 2013 – water depth 8.5m.
All piles appear in good condition.
Measurement from Soffit to Riverbed

- Pile 2 = 13.1m
- Pile 4 = 13.5m.

Findings:

- Cut off pile in between Piles 3 & 4 approx 2m long.

Released under RTI - DTMR

Pier 27

Inspection on 16th May 2013 – water depth 9m.

All piles appear in good condition.

Measurement from Soffit to Riverbed:

- Pile 2 = 14.1m
- Pile 4 = 14m.

Findings:

- Old cut off piles buried next to piles 1 & 2.
- Photos below are of growth thickness.



Images 7, 8 & 9: Growth thickness

Pier 28

Inspection on 16th May 2013 – water depth 10m.

All piles appear in good condition.

Measurement from Soffit to Riverbed

- Pile 2 = 14.2m
- Pile 4 = 14.3m.

Findings:

- Pile 2 - concrete pile 2.5m long laying downstream 1 metre away from pile on Bribie side.
- Pile 3 – concrete pile 2.5m long, buried laying in between 3 & 4.
- Photos below are growth prior to cleaning and after cleaning.



Images 10, 11 & 12: Pre and Post cleaning

Released under RTI - DTMR

Pier 29

Inspection on 16th May 2013 – water depth 10m.

All piles appear in good condition.

Measurement from Soffit to Riverbed:

- Pile 2 = 14.1m
- Pile 4 = 14.2m.

Findings:

- Pile 3 - concrete pile 2m length and small stub in between Piles 3 & 4.
- Pile 5 – concrete pile 1.5m long laying 5m away from pile.

Pier 30

Inspection on 22nd April 2013 – water depth 10m.

All piles appear in good condition.

Measurement from Soffit to Riverbed:

- Pile 2 = 14.2m
- Pile 4 = 14.1m.

Findings:

- Pile 2 – concrete pile laying 5m away from pile.
- Photos below are of growth during removal.



Images 13, 14 & 15: Partly cleaned Pile

Released under RTI - DTMR

Pier 31 Inspection on 22nd April 2013 – water depth 11m.

All piles appear in good condition.

Measurement from Soffit to Riverbed:

- Pile 2 = 14.4m
- Pile 4 = 13.1m.

Findings:

- Pile 2 minor spalling at 9m.

For more detail please click on video link:

Pumicestone Bridge ID817, Pier 31, Pile 1-3.wmv



Image 16: Pier 31 - Pile 2, Minor spalling

Pier 32 Inspection on 22nd April 2013 – water depth 11m.

All piles appear in good condition.

Measurement from Soffit to Riverbed:

- Pile 2 = 14.1m
- Pile 4 = 13.6m.

For more detail please click on video link:

Pumicestone Bridge ID817, Pier 32 Pile 1-5.wmv

Released under RTI - DTMR

Pier 33

Inspection on 22nd April 2013 – water depth 10m.
All piles appear in good condition.
Measurement from Soffit to Riverbed:

- Pile 2 = 12.8m
- Pile 4 = 12.5m.

Findings:

- Pile 1 horizontal crack upstream in 2.5m depth of water face 8.
- Crack is 210mm long, 10mm wide and 20mm deep.

For more detail please click on video link:
Pumicestone Bridge ID817, Pier 33 Pile 1, 22.4.13.wmv







Images 17, 18 & 19: Pier 33 – Pile 1 Crack

Pier 34

Inspection on 22nd April 2013 – water depth 8m.
All piles appear in good condition.
Measurement from Soffit to Riverbed:

- Pile 2 = 11.1m
- Pile 4 = 10.8m.

Pier 35

Inspection on 22nd April 2013 – water depth 5m.
All piles appear in good condition.
Measurement from Soffit to Riverbed:

- Pile 2 = 8.2m
- Pile 4 = 7.9m.

Released under RTI - DTMR

Pier 36

Inspection on 22nd April 2013 – water depth 2m.

All piles appear in good condition.

Measurement from Soffit to Riverbed:

- Pile 2 = 4.5m
- Pile 4 = 4.5m.

Findings:

- Pile 2 Face 2&3 1m off seabed flaking 200mm.
- Pile 3 has concrete casing 280mm around pile from previous repair.
- Pile 5 flaking on faces 3 & 4 200mm2 1m from seabed.

For more detail please click on video links:

Pumicestone Bridge ID817, Pier 36 Pile 2 22.4.13.wmv

Pumicestone Bridge ID817, Pier 36 Pile 5, 22.4.13.wmv

Pier 37

Inspection on 22nd April 2013 – water depth 4m.

All piles appear in good condition.

Measurement from Soffit to Riverbed:

- Pile 2 = 2.2m
- Pile 4 = 2.2m.

Findings:

- Pile 5 has concrete casing.

Released under RTI - DTMR

Bridge ID817 Pumicestone Channel Bridge at Bribie Island
Soffit to Riverbed measurements.

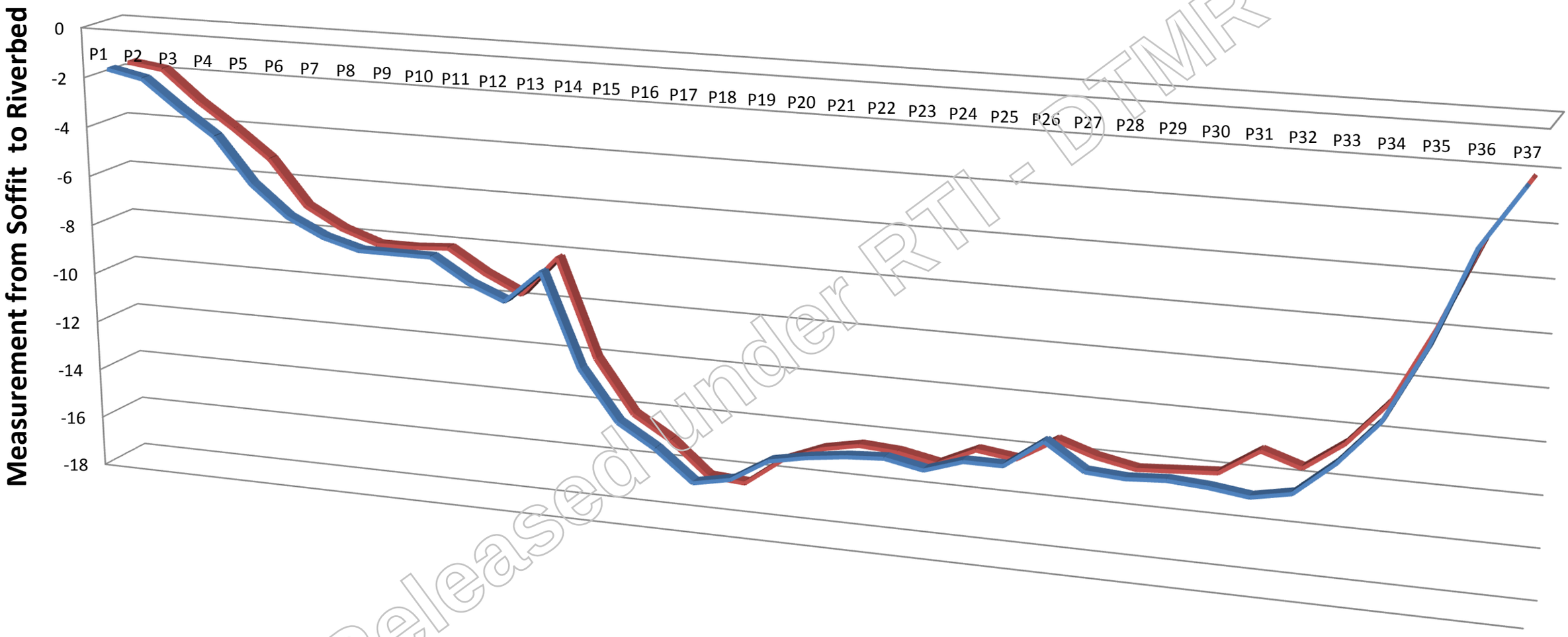

Released under RTI - DTMR

	P1	P2	P3	P4	P5	P6	P7	P8	P9	P10	P11	P12	P13	P14	P15	P16	P17	P18	P19	P20	P21	P22	P23	P24	P25	P26	P27	P28	P29	P30	P31	P32	P33	P34	P35	P36	P37
Pile 2 Depth	-1.7	-2	-3.1	-4.1	-5.9	-7.1	-7.8	-8.2	-8.2	-8.2	-9.1	-9.7	-8.4	-12	-14	-15	-16	-16	-15	-15	-15	-14	-15	-14	-14	-13	-14	-14	-14	-14	-14	-14	-13	-11	-8.2	-4.5	-2.2
Pile 4 Depth	-1.7	-1.9	-3.1	-4.1	-5.2	-7	-7.8	-8.3	-8.3	-8.2	-9.1	-9.8	-8.2	-12	-14	-15	-16	-17	-15	-15	-15	-15	-15	-14	-14	-14	-14	-14	-14	-14	-13	-14	-13	-11	-7.9	-4.5	-2.2

Pile 2 Depth Pile 4 Depth