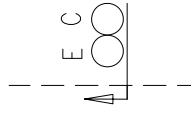
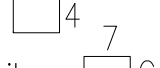
































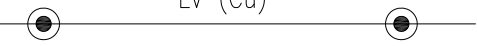





DUCTING AND PITS	
SYMBOL	TYPE
---	<p><u>Underground Conduit</u> E – Electrical (Orange) C – Communications (White)</p> <p>Arrow denotes direction of view for conduit cross section.</p> <p>Show individual circle for each conduit in trench e.g.</p> 
No	<p>Pit size shall be shown outside the box eg.  4 7</p> <p>Add a "C" to outside if a communications pit eg.  C 4 7</p> <p>Add "TS" to outside if designated as a traffic signals pit eg.  TS 4 7</p>
○	Circular pit. Descriptors for communications or traffic signals pit shall be as above.

POLES	
SYMBOL	TYPE
●	Pole low voltage or road lighting pole
⊙	Power pole HV/LV (High voltage/low voltage)
○	Power pole HV (High voltage)
	Solar pole

LIGHTING SCHEMATIC	
SYMBOL	TYPE
	Main switch
	Combination Fuse Switch
	Contactor
	Earth

LUMINAIRES	
SYMBOL	TYPE
 100	LED Luminaire and Wattage
 240	Pedestrian crossing LED Floodlight and Wattage (Arrow denotes floodlight aiming point)
△	High mast luminaire (Arrow denotes azimuth of outreach) e.g.  3x175 (Install 3x175W High mast LED luminaires)
	Fluorescent 18W
	Fluorescent 36W
	Mercury vapour 50W
	Mercury vapour 80W
	Mercury vapour 125W
	Mercury vapour 250W
	Mercury vapour 400W
	High pressure sodium 50W
	High pressure sodium 70W
	High pressure sodium 100W
	High pressure sodium 150W
	High pressure sodium 250W
	High pressure sodium 400W
	Metal halide 150W
	Metal halide 250W
	Metal halide 400W
	Pedestrian crossing 250W Floodlight
	Pedestrian crossing 400W Floodlight
	Unclassified/Advertising light
A	Aeroscreen luminaire e.g.  A (250W aeroscreen luminaire)

MISCELLANEOUS SYMBOLS	
SYMBOL	TYPE
○	Equipment to be installed e.g.  175 (175W LED luminaire to be installed)
×	Equipment to be removed e.g.  (250W luminaire to be removed)
①	Station number
▲	LV underground termination
▣ PR	Pillar mounted switchboard
▣ PT	Post mounted switchboard
⊙	Transformer
□	Proposed electricity authority service pillar
■	Existing electricity authority service pillar
---	<p>Overhead lines (--)kV – high voltage, LV – low voltage, LV ABC – low voltage aerial bundled cable Type Al – aluminium, Cu – copper (conductor voltage and type to be shown above line.)</p> <p>e.g.  11kV (Al) LV (Cu)</p>
⊙	Proposed cable to be laid in conduit  16Cu4CSL+16CuE (e.g. 1 x 4 Core 16mm <sup>2</sup> copper street lighting cable plus 16mm <sup>2</sup> earth cable in conduit)
⊙	Existing cable laid in conduit Cable description as detailed in proposed symbol

Department of Transport and Main Roads			
ROAD LIGHTING		© The State of Queensland (Department of Transport and Main Roads) 2022 <a href="http://creativecommons.org/licenses/by/4.0/">http://creativecommons.org/licenses/by/4.0/</a>	
ROAD LIGHTING – SYMBOLS		A3 Not to Scale	Standard Drawing No <b>1636</b> Date 3/2022
A	B	C	D