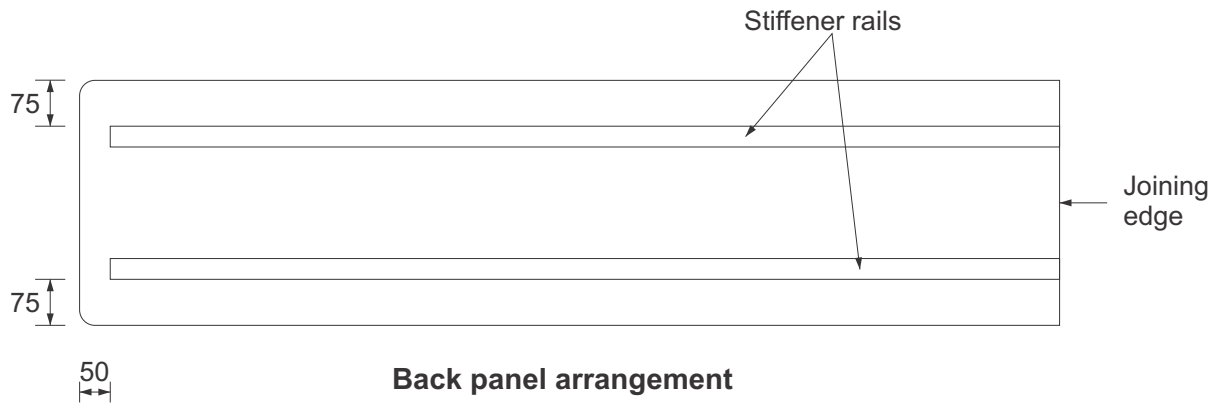
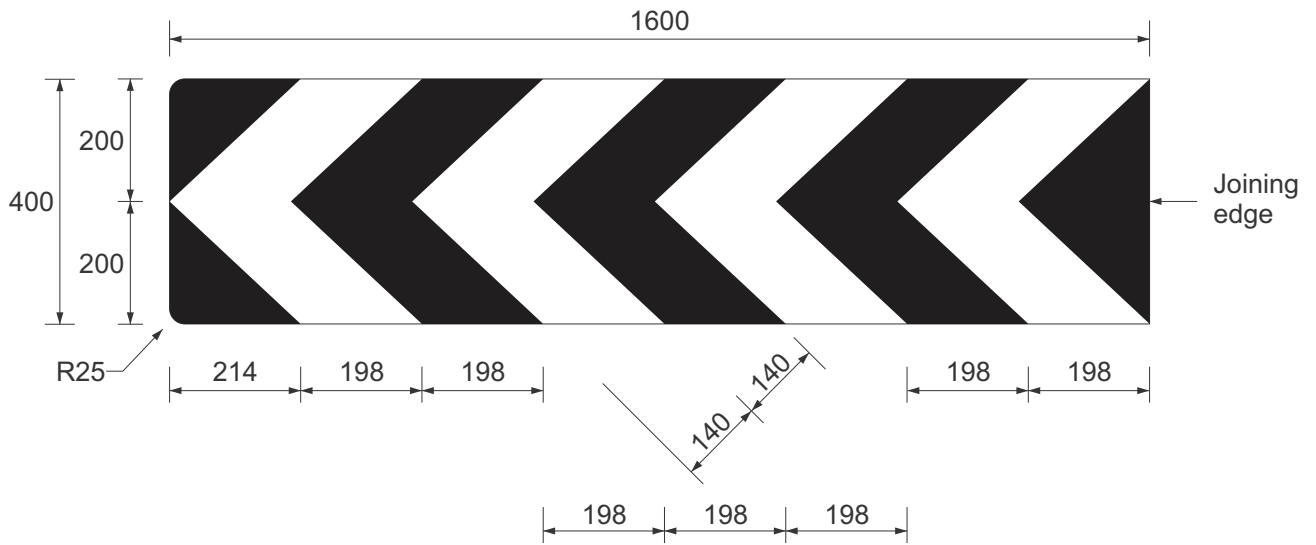


Signface Design Specifications

“D” Q-Series



Colour Legend

- Black
- Retroreflective white

Notes

1. This sign is used for new sight board installations where two D4-1-1-Q03 unidirectional hazard markers may be used.
2. Sight board installation and connection details are shown in SD1452.
3. Utilise D4-1-1-Q03 with type 1 stiffener rails only. Type 2 stiffener rails are not permitted.



**Queensland
Government**

SIGHT BOARD

Department of Transport and Main Roads
Infrastructure Management & Delivery Division

APPROVED AS OFFICIAL TRAFFIC SIGN

D4-1-1-Q03

Designed
RH 05/18

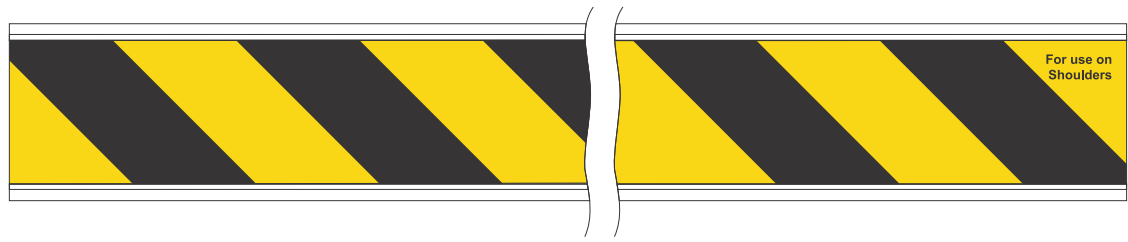
Checked
DS 05/18

Scale
Not to Scale

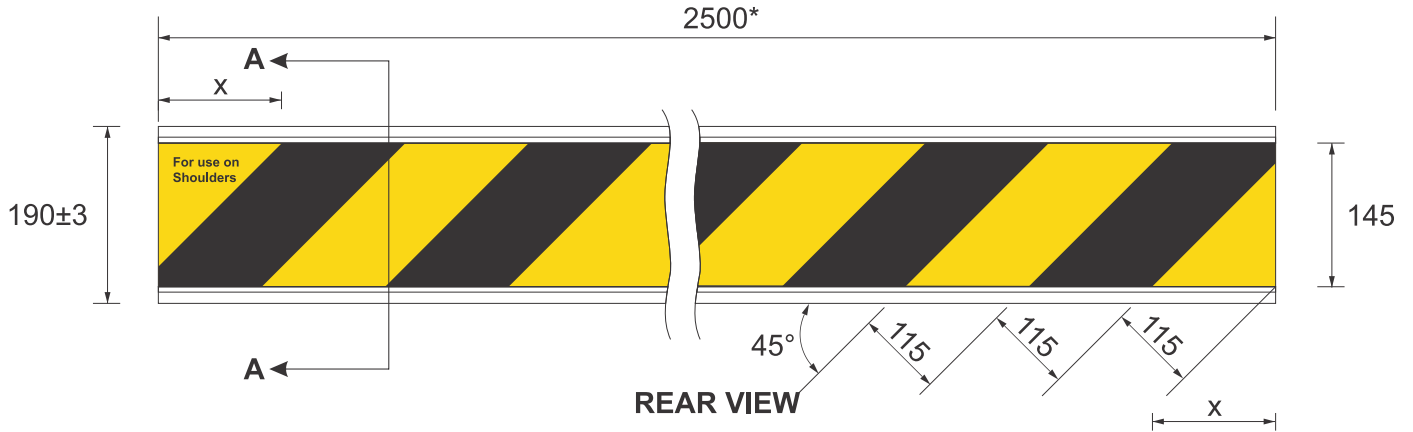
R King
PRINCIPAL ENGINEER
(Traffic Engineering)

24/05/18
Date

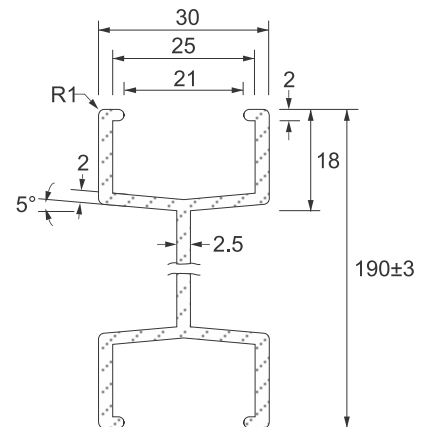
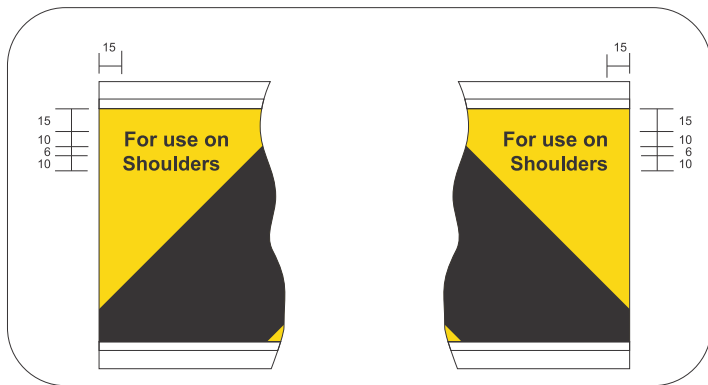
A				
---	--	--	--	--



FRONT VIEW



REAR VIEW



SECTION AA

Notes:

1. Board material: aluminium extrusion.
2. Moment of inertia about the weaker axis not less than 41,000 mm⁴.
3. Alternate retroreflective Class 400T yellow stripes and black screened ink stripes applied as a continuous strip 2500* mm in length.
4. Dimension "x" to be the same both sides.
5. Should be mounted on trestles or fixed posts at about 1 m above the pavement (e.g. D4-Q03_5).
6. "For Use on Shoulder" legend to be Helvetica Bold or similar.
7. * Length of rail may vary to be longer but shall not to exceed 4 metres.

Colour Legend

- Black
- Retroreflective yellow



**Queensland
Government**

**BARRIER RAIL (ALUMINIUM)
UNIDIRECTIONAL TRAFFIC OPERATION
(FOR USE ON SHOULDERS)**

Department of Transport and Main Roads
Infrastructure Management & Delivery Division

APPROVED AS OFFICIAL TRAFFIC SIGN

15/05/23
Date

D4-Q03_1

Page 1 of 5

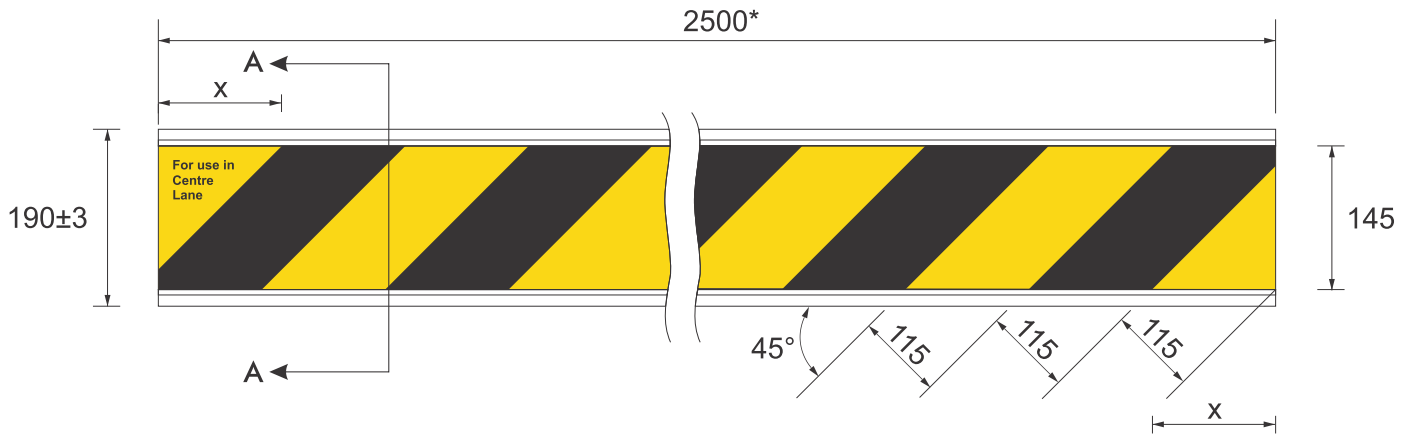
Designed
RH 05/23

Checked
JP 05/23

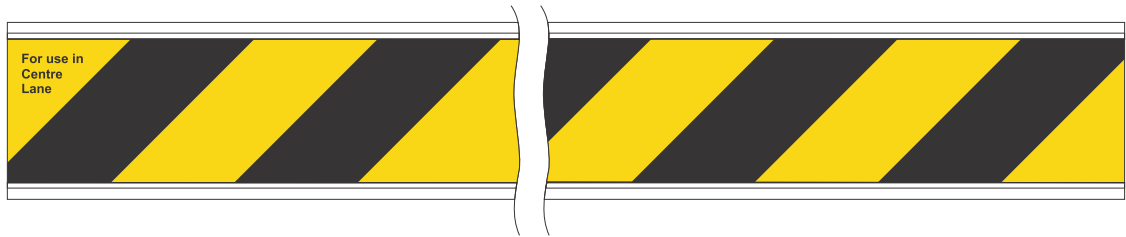
Scale
Not to Scale

[Signature]
PRINCIPAL ENGINEER
(Traffic Engineering Practice)

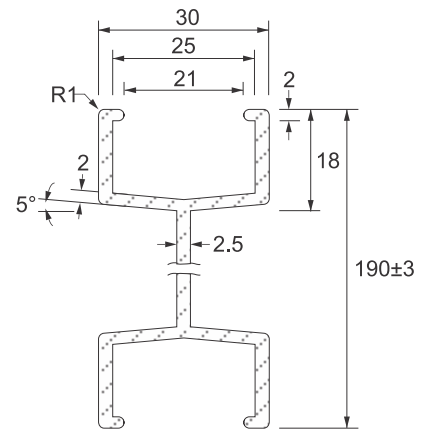
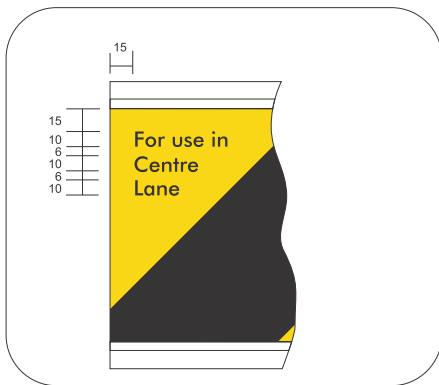
A



FRONT VIEW



REAR VIEW



SECTION AA

Notes:

1. Board material: aluminium extrusion.
2. Moment of inertia about the weaker axis not less than 41,000 mm⁴.
3. Alternate retroreflective Class 400T yellow stripes and black screened ink stripes applied as a continuous strip 2500* mm in length.
4. Dimension "x" to be the same both sides.
5. Should be mounted on trestles or fixed posts at about 1 m above the pavement (e.g. D4-Q03_5).
6. "For Use in Centre Lane" legend to be Helvetica Bold or similar.
7. * Length of rail may vary to be longer but shall not to exceed 4 metres.

Colour Legend

- Black
- Retroreflective yellow



**Queensland
Government**

**BARRIER RAIL (ALUMINIUM)
UNIDIRECTIONAL TRAFFIC OPERATION
(FOR USE IN CENTRE LANE)**

Department of Transport and Main Roads
Infrastructure Management & Delivery Division

APPROVED AS OFFICIAL TRAFFIC SIGN


PRINCIPAL ENGINEER
(Traffic Engineering Practice)

15/05/23
Date

D4-Q03_2

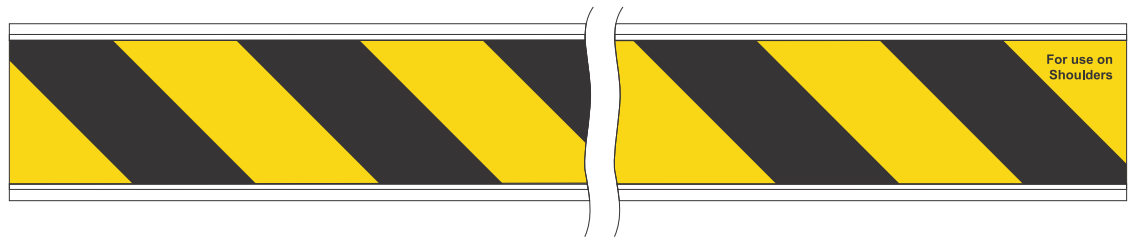
Page 2 of 5

Designed
RH 05/23

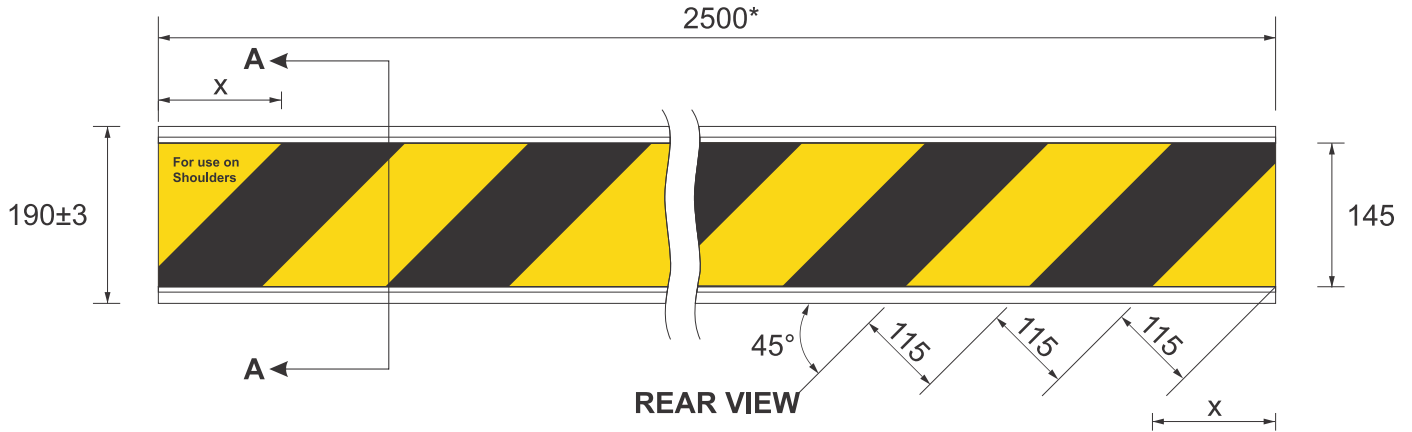
Checked
JP 05/23

Scale
Not to Scale

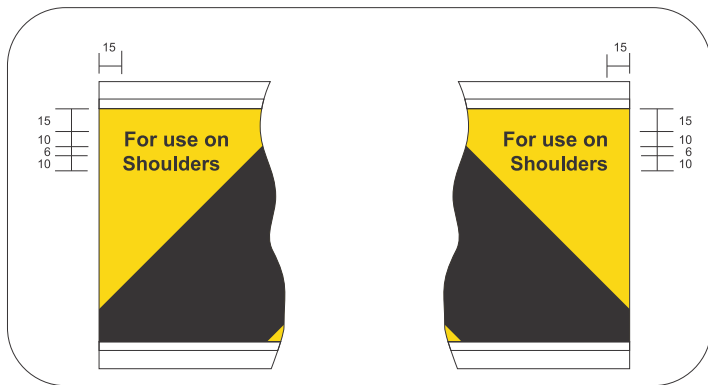
A			
---	--	--	--



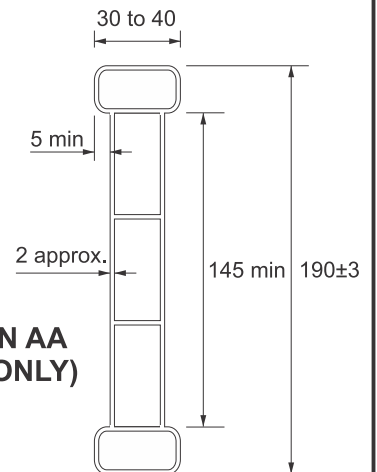
FRONT VIEW



REAR VIEW



CROSS SECTION AA (ILLUSTRATIVE ONLY)



Notes:

1. Board material: High impact UV stabilised plastic.
2. Moment of inertia about the weaker axis not less than 75,000 mm⁴. Torsion constant not less than 70,000 mm⁴.
3. Alternate retroreflective Class 400T yellow stripes and black screened ink stripes applied as a continuous strip 2500 mm in length.
4. "For Use on Shoulder" legend to be Helvetica Bold or similar.
5. Dimension "x" to be the same both sides.
6. Should be mounted on trestles or fixed posts at about 1 m above the pavement (e.g. D4-Q03_5).
7. Plastic barrier rail is NOT suited for extreme temperature areas.
8. * Length of rail may vary to be longer but shall not to exceed 4 metres.

Colour Legend

- Black
- Retroreflective yellow



**Queensland
Government**

**BARRIER RAIL (PLASTIC)
UNIDIRECTIONAL TRAFFIC OPERATION
(FOR USE ON SHOULDERS)**

Department of Transport and Main Roads
Infrastructure Management & Delivery Division

APPROVED AS OFFICIAL TRAFFIC SIGN

15/05/23
Date

D4-Q03_3

Page 3 of 5

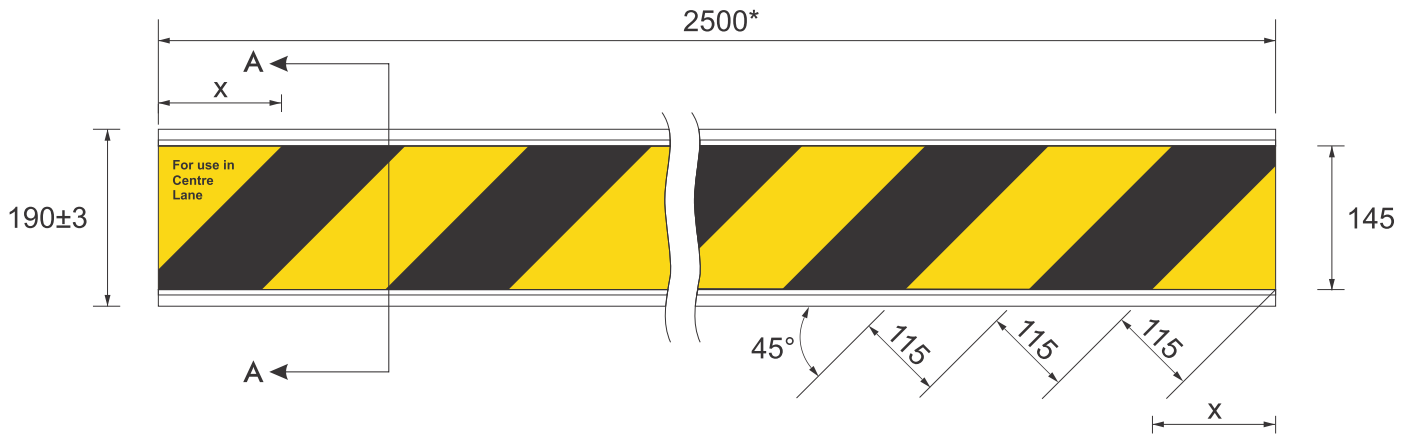
Designed
RH 05/23

Checked
JP 05/23

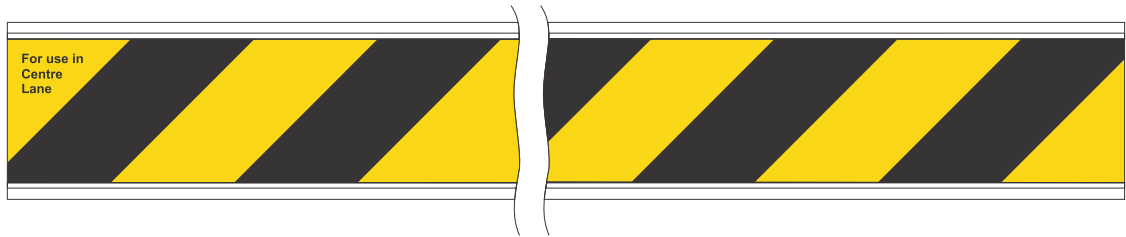
Scale
Not to Scale

[Signature]
PRINCIPAL ENGINEER
(Traffic Engineering Practice)

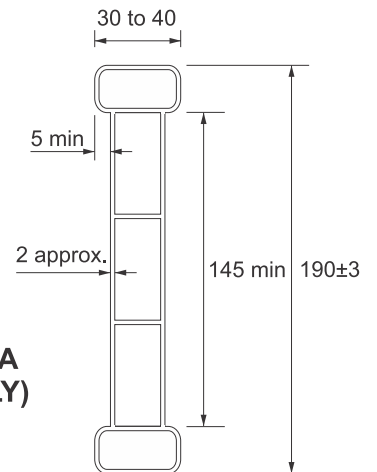
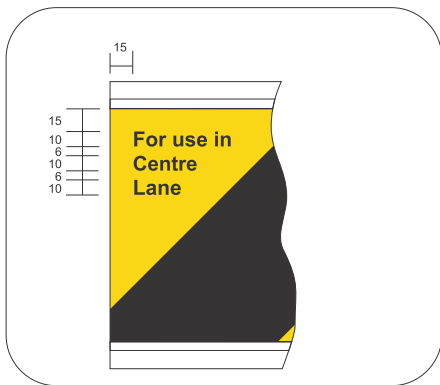
A



FRONT VIEW



REAR VIEW



**CROSS SECTION AA
(ILLUSTRATIVE ONLY)**

Notes:

1. Board material: High impact UV stabilised plastic.
2. Moment of inertia about the weaker axis not less than 75,000 mm⁴. Torsion constant not less than 70,000 mm⁴.
3. Alternate retroreflective Class 400T yellow stripes and black screened ink stripes applied as a continuous strip 2500 mm in length.
4. "For Use in Centre Lane" legend to be Helvetica Bold or similar.
5. Dimension "x" to be the same both sides.
6. Should be mounted on trestles or fixed posts at about 1 m above the pavement (e.g. D4-Q03_5).
7. Plastic barrier rail is NOT suited for extreme temperature areas.
8. * Length of rail may vary to be longer but shall not to exceed 4 metres.

Colour Legend

- Black
- Retroreflective yellow



**Queensland
Government**

**BARRIER RAIL (PLASTIC)
UNIDIRECTIONAL TRAFFIC OPERATION
(FOR USE IN CENTRE LANE)**

Department of Transport and Main Roads
Infrastructure Management & Delivery Division

APPROVED AS OFFICIAL TRAFFIC SIGN

15/05/23
Date

D4-Q03_4

Page 4 of 5

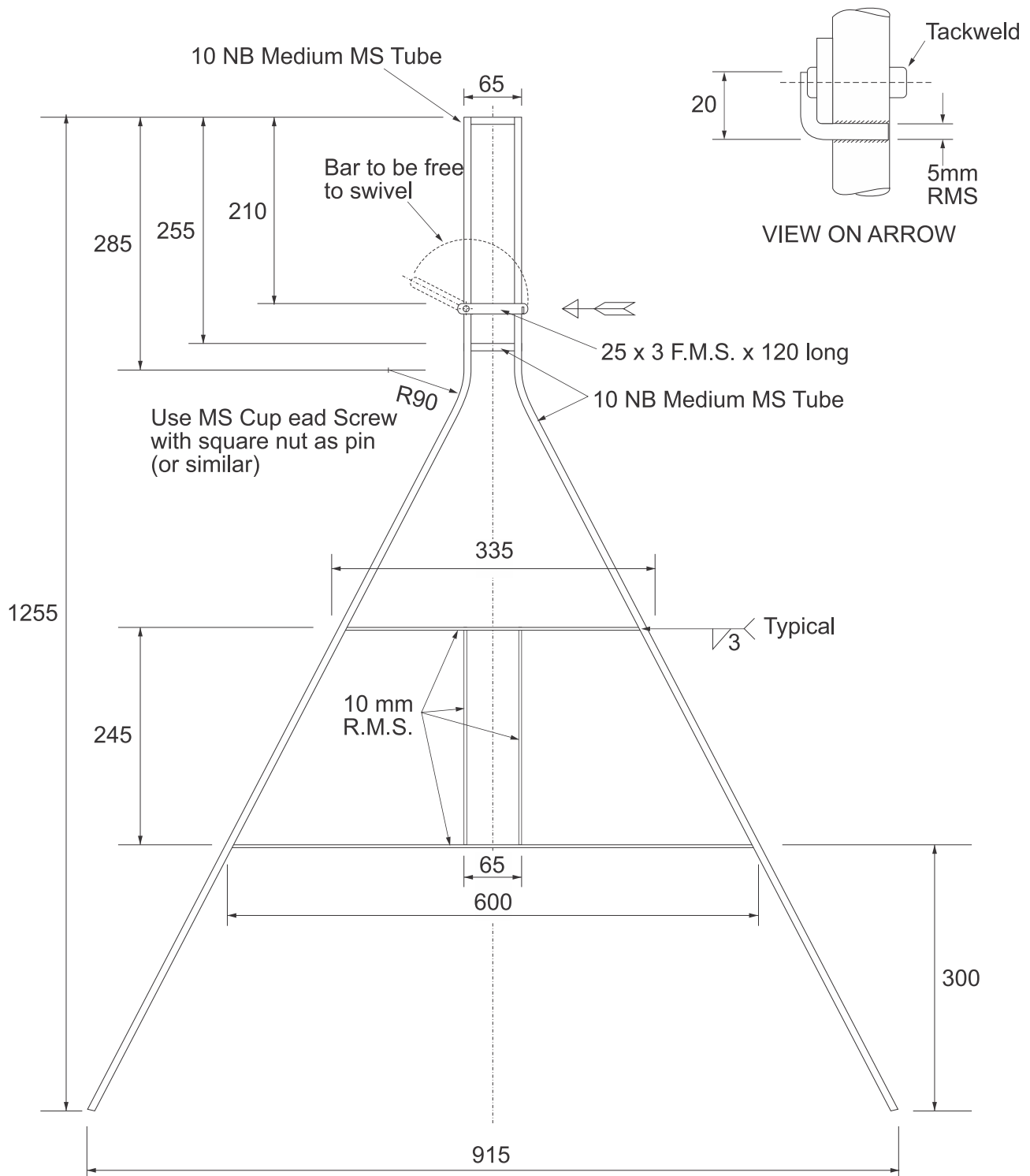
Designed
RH 05/23

Checked
JP 05/23

Scale
Not to Scale


PRINCIPAL ENGINEER
(Traffic Engineering Practice)

A			
---	--	--	--



Note: Prime and spray all over with yellow enamel.



**Queensland
Government**

TYPICAL BARRIER RAIL STAND

Department of Transport and Main Roads
Infrastructure Management & Delivery Division

APPROVED AS OFFICIAL TRAFFIC SIGN

15/05/23
Date

D4-Q03_5

Designed
RH 05/23


Checked
JP 05/23

Scale
Not to Scale


PRINCIPAL ENGINEER
(Traffic Engineering Practice)

Page 5 of 5

A				
---	--	--	--	--



D4-3-Q01(L)



D4-3-Q01(R)

Colour Legend

- Black
- Retroreflective white

Note: This hazard marker may be used where both delineation and hazard marking may be advantageous and where limited space is available to install a standard D4-3 hazard marker.



**Queensland
Government**

**WIDTH MARKER
NARROW OPTION - (L&R)**

Department of Transport and Main Roads
Infrastructure Management & Delivery Division

APPROVED AS OFFICIAL TRAFFIC SIGN

Designed
RH 08/19

Checked
DJ 08/19

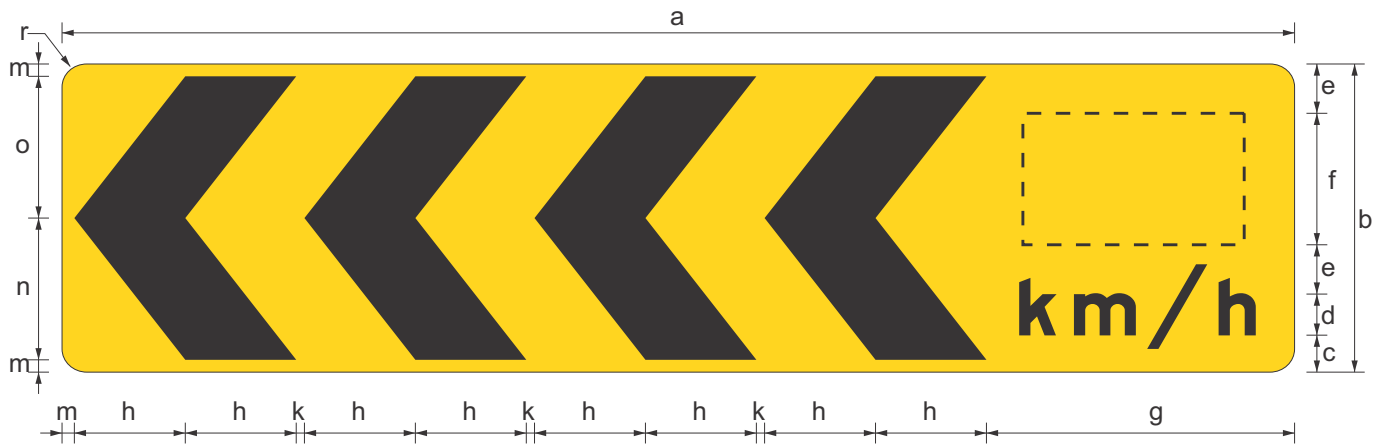
Scale
Not to Scale

R King
PRINCIPAL ENGINEER
(Traffic Engineering)

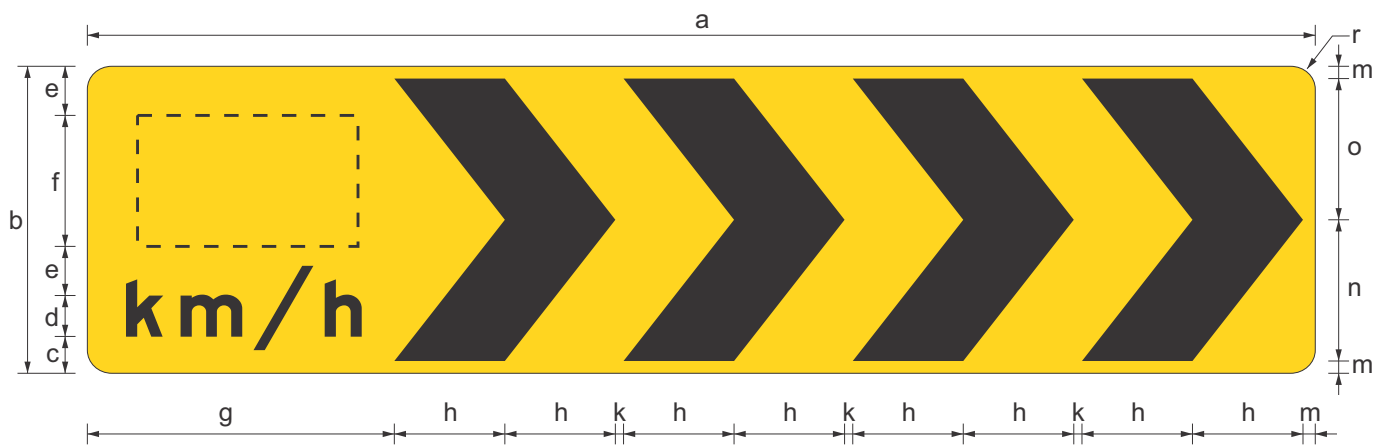
27/8/19
Date

D4-3-Q01

A				
---	--	--	--	--



LEFT



RIGHT

	a	b	c	d	e	f	g	h	k	m	n	o	r
A	3000	750	90	100Em	120	320D	750	270	20	30	345	345	50
B	3600	900	108	120Em	146	380D	900	324	24	36	414	414	60
C	4500	1125	135	150Em	180	480D	1125	405	30	45	517	518	75

Colour Legend

 Black

 Retroreflective yellow

Note: For guidance on use of this sign, refer to Queensland MUTCD Part 2.



**Queensland
Government**

**ADVISORY SPEED CHEVRON
ALIGNMENT MARKER (L & R) - LARGE**

Department of Transport and Main Roads
Infrastructure Management & Delivery Division

APPROVED AS OFFICIAL TRAFFIC SIGN

17/10/23
Date

D4-7-Q01

Designed
RH 10/23

Checked
JP 10/23

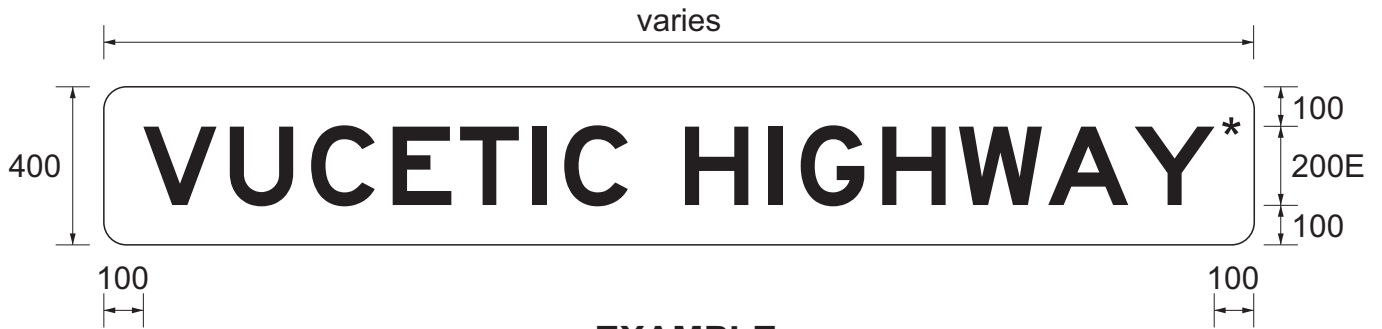
Scale
Not to Scale

PRINCIPAL ENGINEER
(Traffic Engineering)

A				
---	--	--	--	--

Signface Design Specifications

“G” Q-Series



EXAMPLE

Note: Insert appropriate road name.

Colour Legend

- Retroreflective white
- Black



**Queensland
Government**

**OVERHEAD SIGN
ON STRUCTURES**

Department of Transport and Main Roads
Infrastructure Management & Delivery Division

APPROVED AS OFFICIAL TRAFFIC SIGN

G3-4-Q01

Designed
RH 07/18

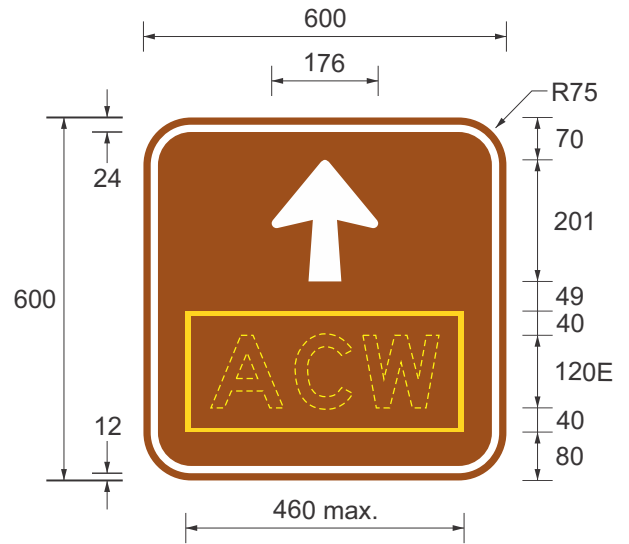
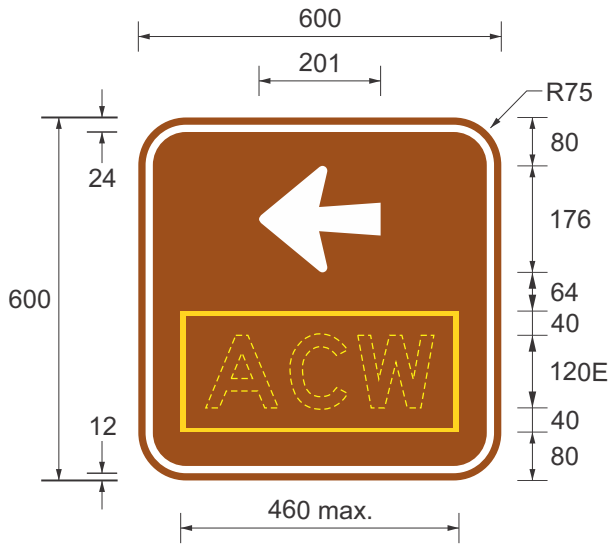
Checked
DJ 01/19

Scale
Not to Scale

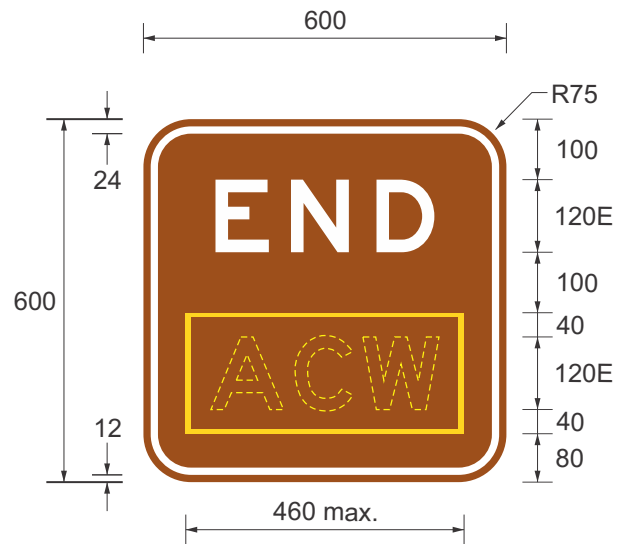
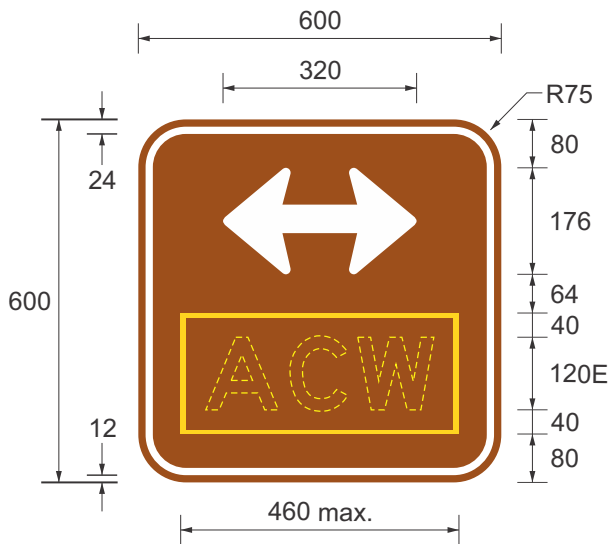
[Signature]
PRINCIPAL ENGINEER
(Traffic Engineering)

09/01/19
Date

A	B			
---	---	--	--	--



Note: Arrow may be left or right.



Colour Legend

- Class 400 retroreflective white
- Class 400 retroreflective brown
- Class 400 retroreflective yellow

Notes:

1. Touring Route Initials Logo (e.g. ACW) to have a 10 mm yellow border.
2. Insert appropriate logo, refer TL-Q02.
3. See page 9 for examples.



**Queensland
Government**

**STATE STRATEGIC TOURING ROUTE
MARKER PLATES (INITIALS)**

Department of Transport and Main Roads
Infrastructure Management & Delivery Division

ISSUED AS OFFICIAL TRAFFIC SIGN

[Signature]

10/11/25
Date

G8-9-Q01_1

Page 1 of 9

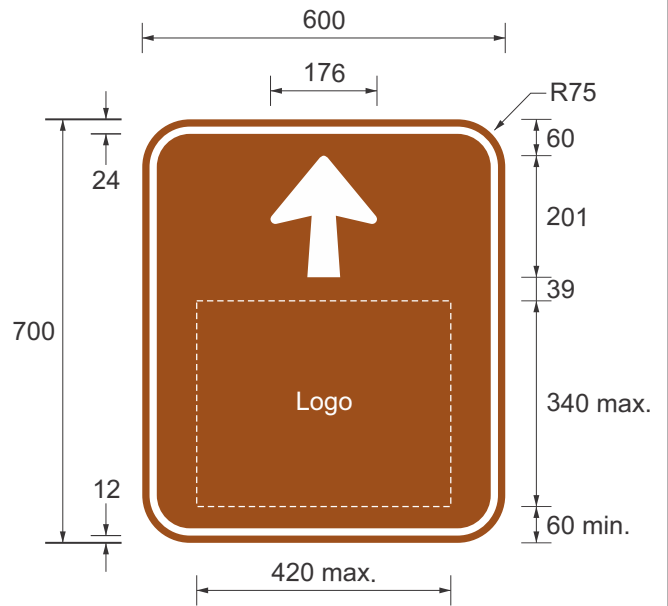
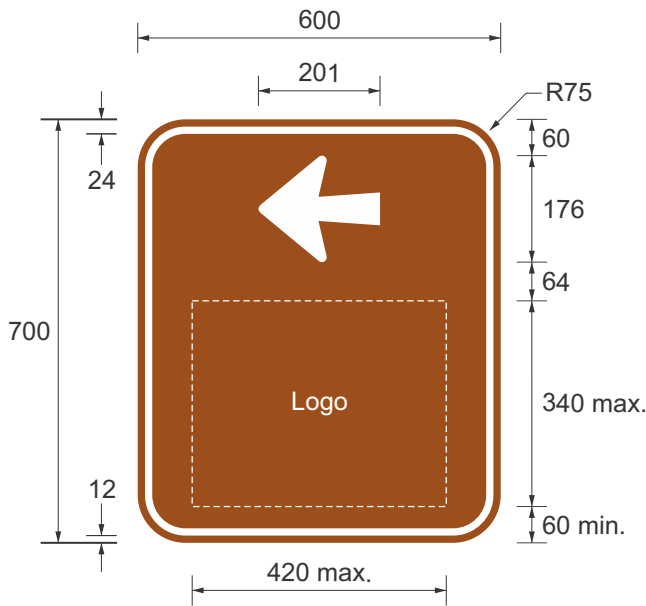
Designed
RH 02/23

Checked
DJ 11/25

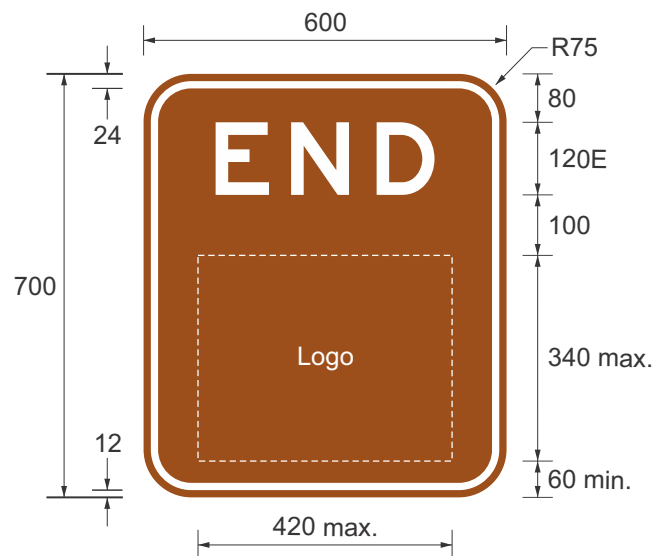
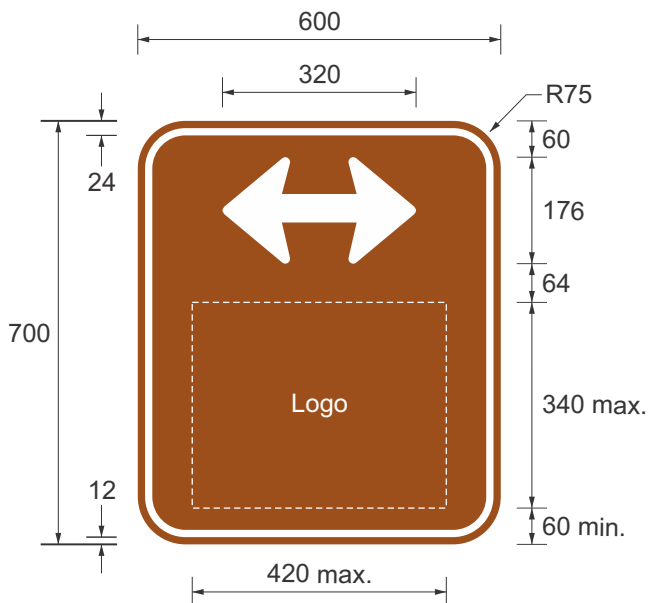
Scale
Not to Scale

A/PRINCIPAL ENGINEER
(Traffic Engineering Practice)

A	B			
---	---	--	--	--



Note: Arrow may be left or right.



Colour Legend

- Class 400 retroreflective white
- Class 400 retroreflective brown

Notes:

1. State Strategic Touring Route logos to be sized to the first reached maximum horizontal or vertical limits.
2. Insert appropriate logo, refer TL-Q02.
3. See page 9 for examples.



**Queensland
Government**

**STATE STRATEGIC TOURING ROUTE
MARKER PLATES
(ONE LOGO)**

Department of Transport and Main Roads
Infrastructure Management & Delivery Division

ISSUED AS OFFICIAL TRAFFIC SIGN

[Signature]

10/11/25
Date

G8-9-Q01_2

Page 2 of 9

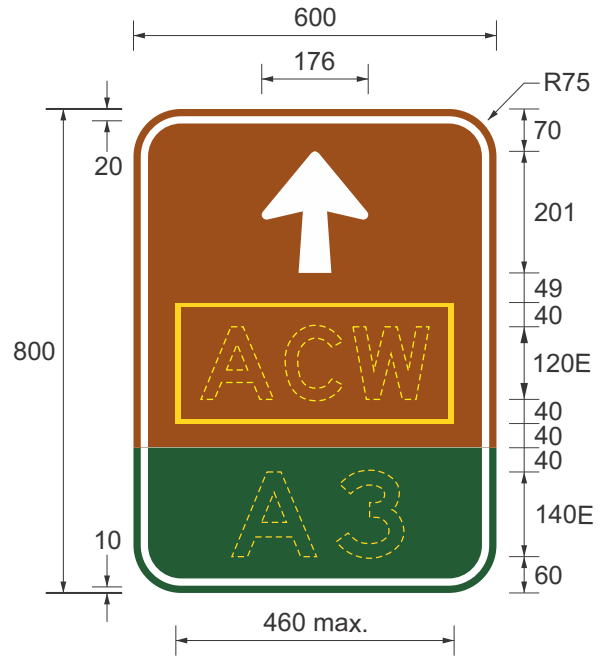
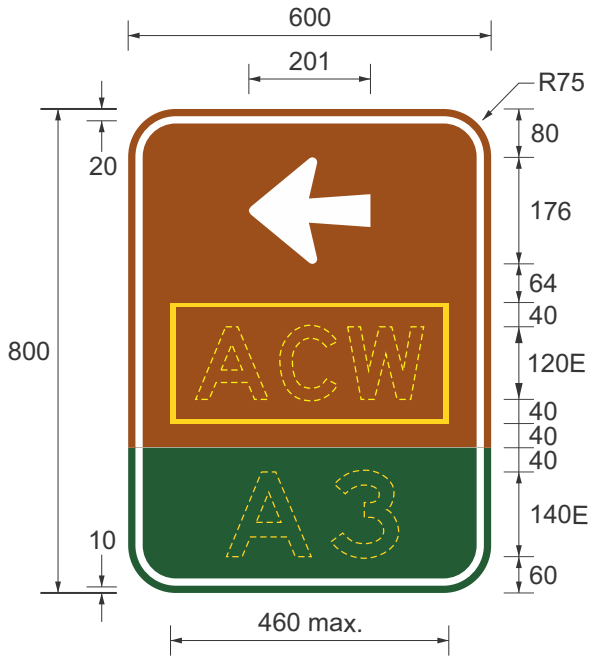
Designed
RH 02/23

Checked
DJ 11/25

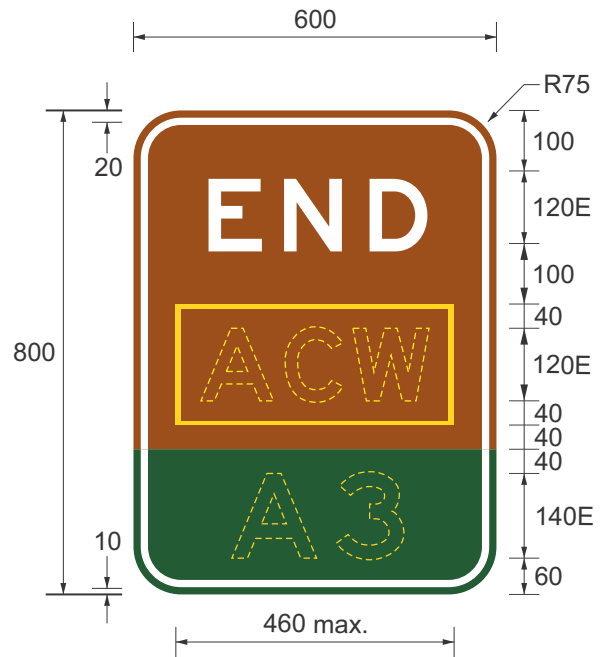
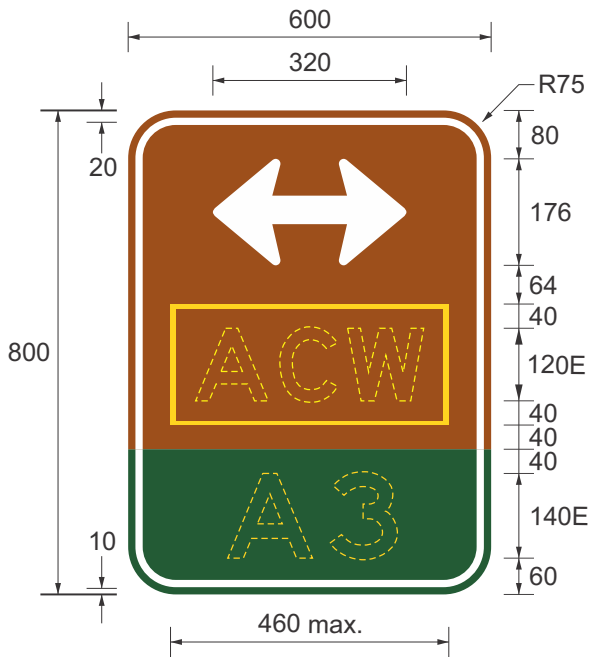
Scale
Not to Scale

A/PRINCIPAL ENGINEER
(Traffic Engineering Practice)

A	B			
---	---	--	--	--



Note: Arrow may be left or right.



Colour Legend

- Class 400 retroreflective white
- Class 400 retroreflective brown
- Class 400 retroreflective yellow
- Class 400 retroreflective green

Notes:

1. Touring Route Initials Logo (e.g. ACW) to have a 10 mm yellow border.
2. Insert appropriate logo, refer TL-Q02.
3. Insert appropriate national route marker, e.g. A3.
4. See page 9 for examples.



**Queensland
Government**

**STATE STRATEGIC TOURING ROUTE
MARKER PLATES
(ONE INITIAL)**

Department of Transport and Main Roads
Infrastructure Management & Delivery Division

ISSUED AS OFFICIAL TRAFFIC SIGN

[Signature]

A/PRINCIPAL ENGINEER
(Traffic Engineering Practice)

10/11/25
Date

G8-9-Q01_3

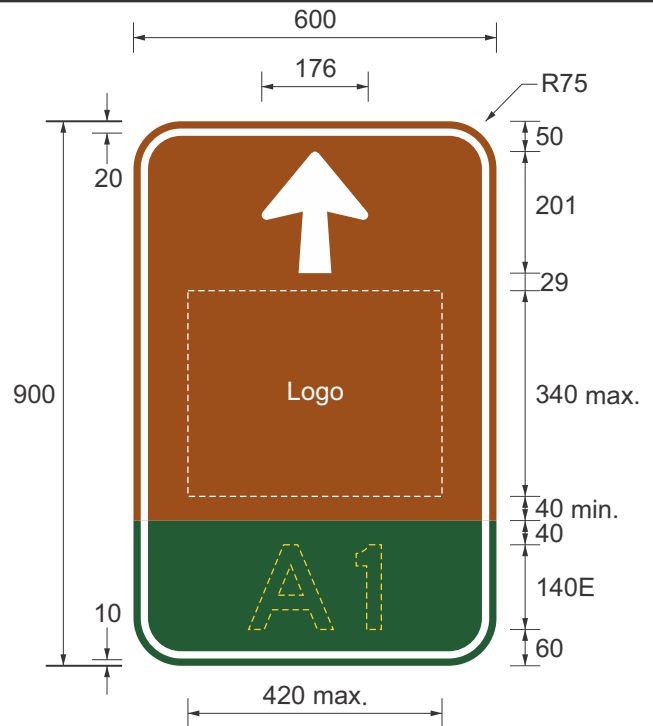
Page 3 of 9

Designed
RH 02/23

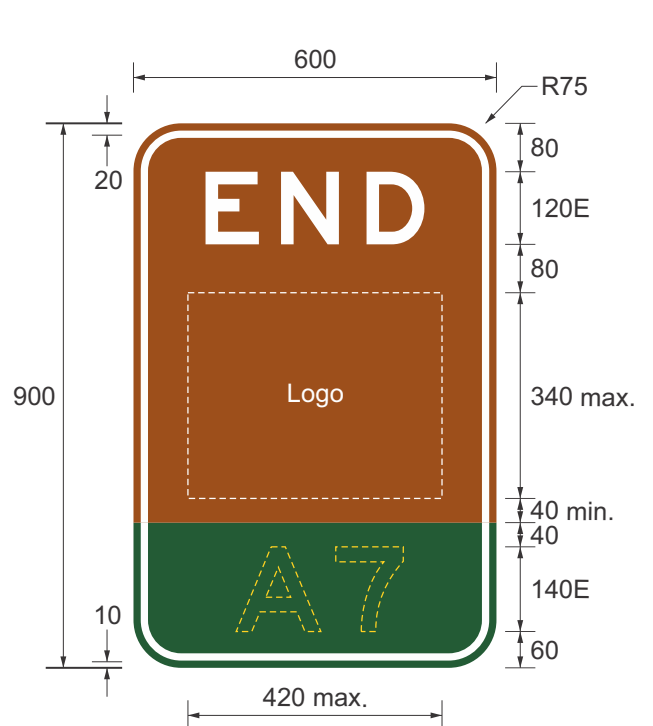
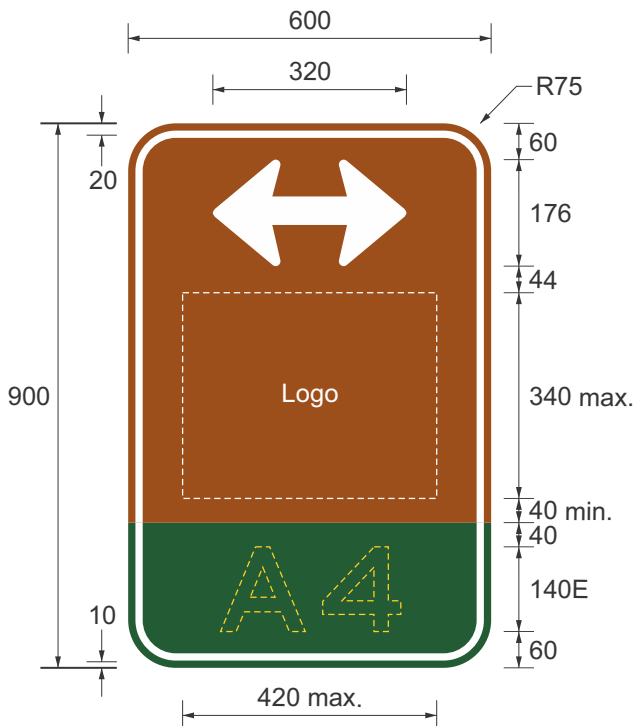
Checked
DJ 11/25

Scale
Not to Scale

A	B			
---	---	--	--	--



Note: Arrow may be left or right.



Colour Legend

- Class 400 retroreflective white
- Class 400 retroreflective brown
- Class 400 retroreflective yellow
- Class 400 retroreflective green

Notes:

1. State Strategic Touring Route logos to be sized to the first reached maximum horizontal or vertical limits.
2. Insert appropriate national route marker, e.g. A3.
3. Insert appropriate logo, refer TL-Q02.
4. See page 9 for examples.



**Queensland
Government**

**STATE STRATEGIC TOURING ROUTE
MARKER PLATES
(ONE LOGO)**

Department of Transport and Main Roads
Infrastructure Management & Delivery Division

ISSUED AS OFFICIAL TRAFFIC SIGN

[Signature]

10/11/25
Date

G8-9-Q01_4

Page 4 of 9

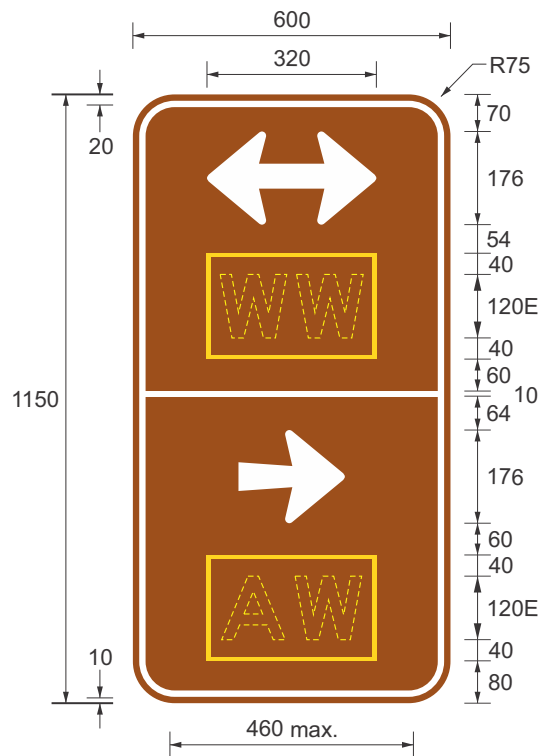
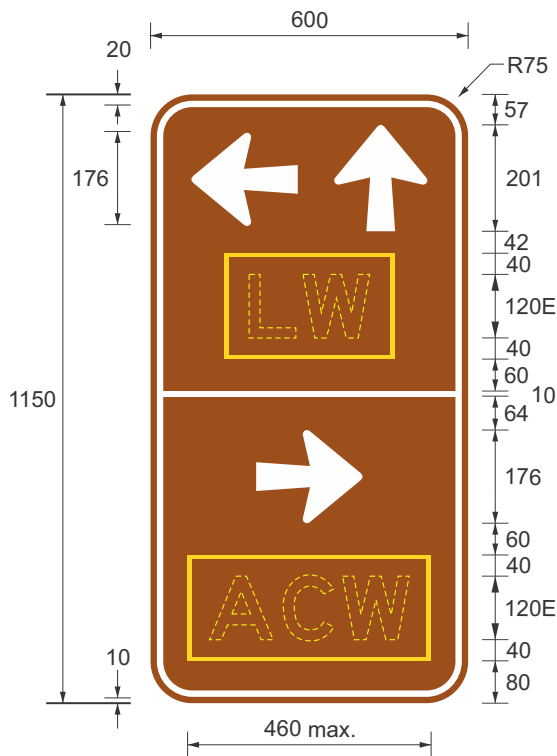
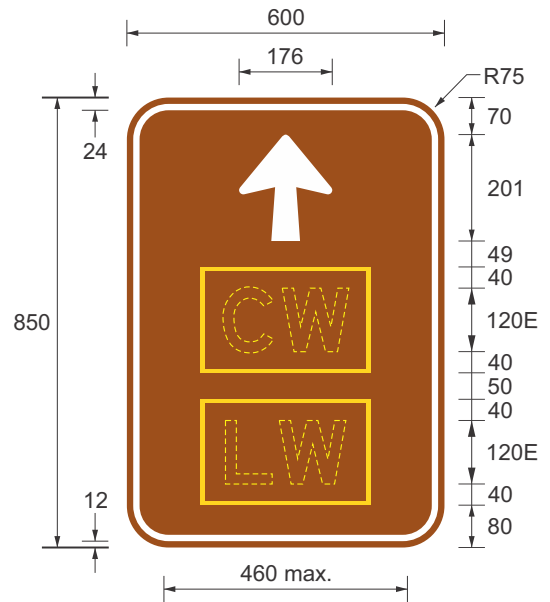
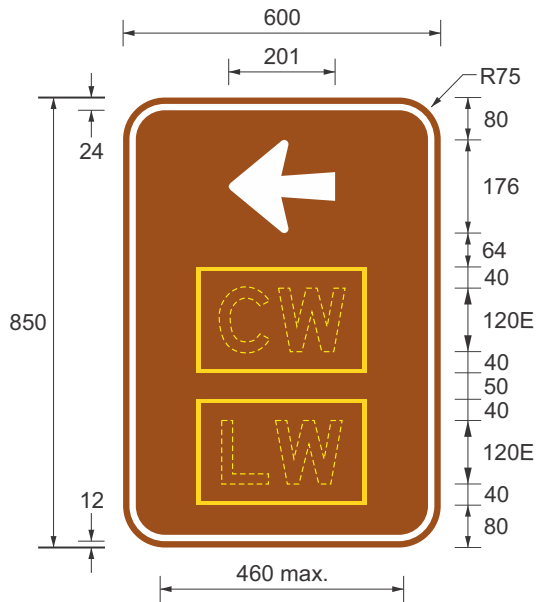
Designed
RH 02/23

Checked
DJ 11/25

Scale
Not to Scale

A/PRINCIPAL ENGINEER
(Traffic Engineering Practice)

A	B		
---	---	--	--



Colour Legend

- Class 400 retroreflective white
- Class 400 retroreflective brown
- Class 400 retroreflective yellow

Notes:

1. Touring Route Initials Logo (e.g. LW/ACW) to have a 10 mm yellow border.
2. Insert appropriate logo, refer TL-Q02.
3. Insert arrows as appropriate.
4. See page 9 for examples.



**Queensland
Government**

**STATE STRATEGIC TOURING ROUTE
MARKER PLATES
(TWO INITIALS)**

Department of Transport and Main Roads
Infrastructure Management & Delivery Division

ISSUED AS OFFICIAL TRAFFIC SIGN

[Signature]

10/11/25
Date

G8-9-Q01_5

Page 5 of 9

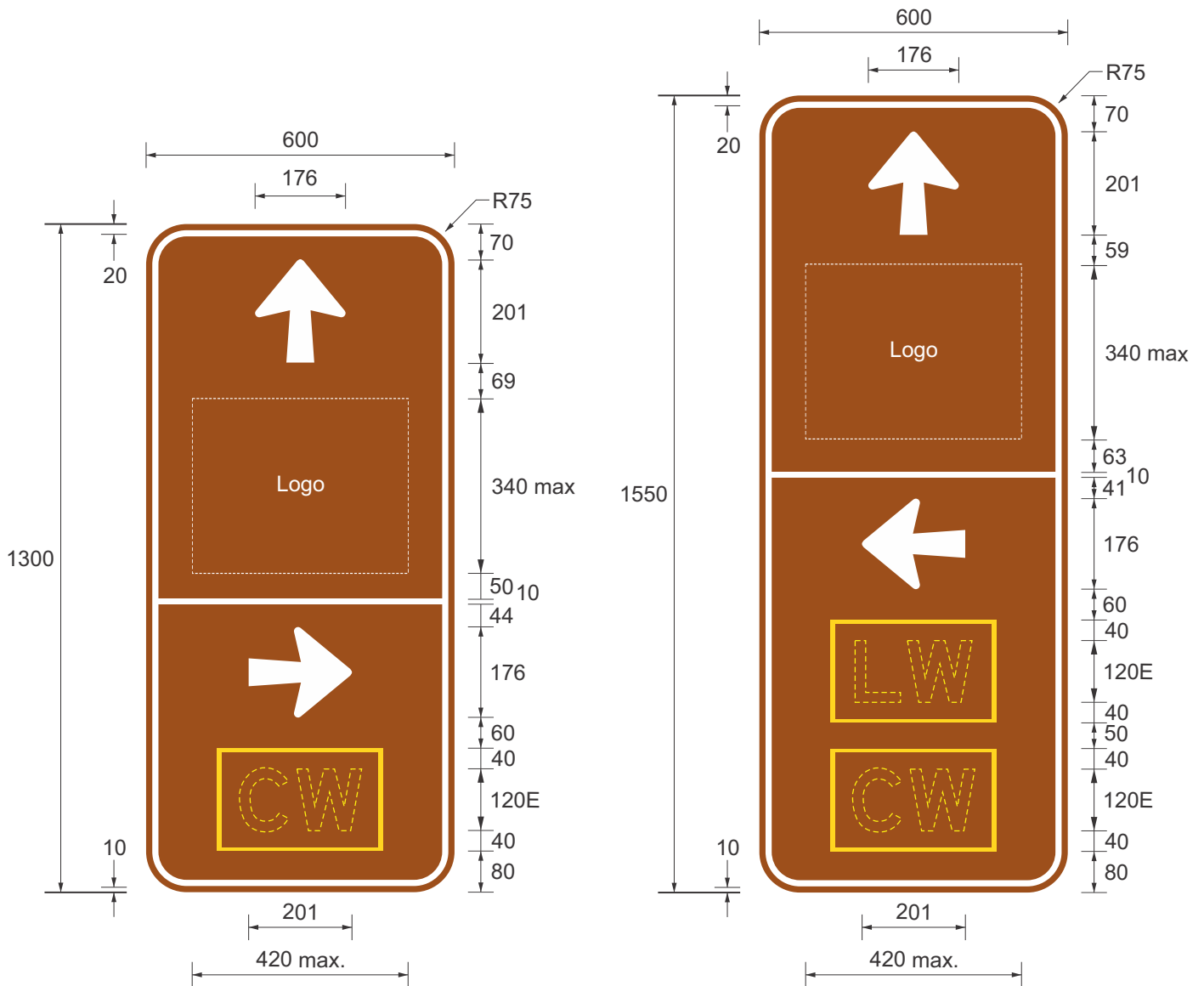
Designed
RH 02/23

Checked
DJ 11/25

Scale
Not to Scale

A/PRINCIPAL ENGINEER
(Traffic Engineering Practice)

A	B			
---	---	--	--	--



Colour Legend

- Class 400 retroreflective white
- Class 400 retroreflective brown
- Class 400 retroreflective yellow

Notes:

1. Touring Route Initials Logo (e.g. CW/LW) to have a 10 mm yellow border.
2. Insert appropriate logo, refer TL-Q02.
3. Insert arrows as appropriate.
4. See page 9 for examples.



**Queensland
Government**

**STATE STRATEGIC TOURING ROUTE
MARKER PLATES
(MIXED LOGOS/INITIALS)**

Department of Transport and Main Roads
Infrastructure Management & Delivery Division

ISSUED AS OFFICIAL TRAFFIC SIGN

[Signature]

10/11/25
Date

G8-9-Q01_6

Page 6 of 9

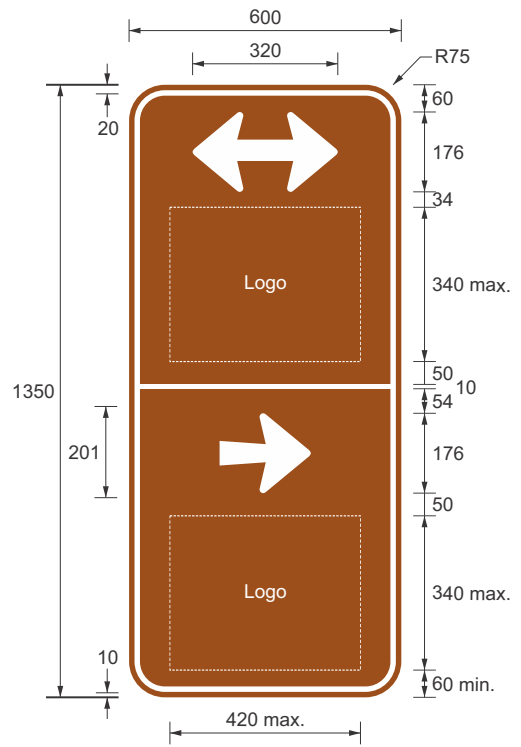
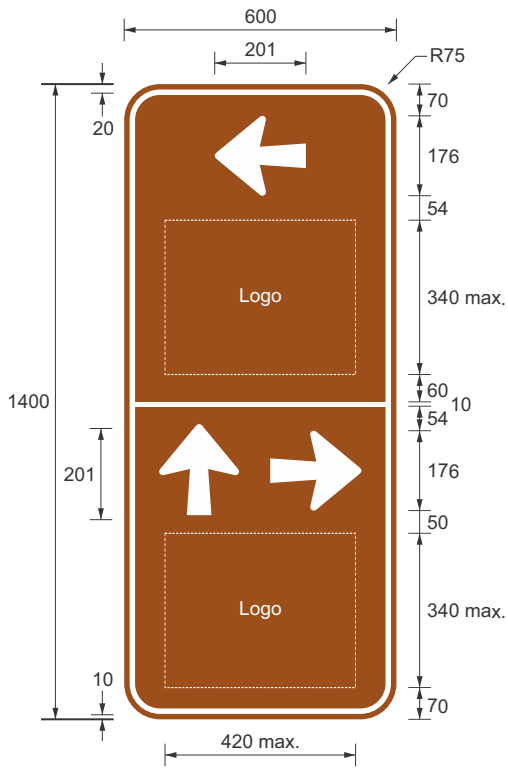
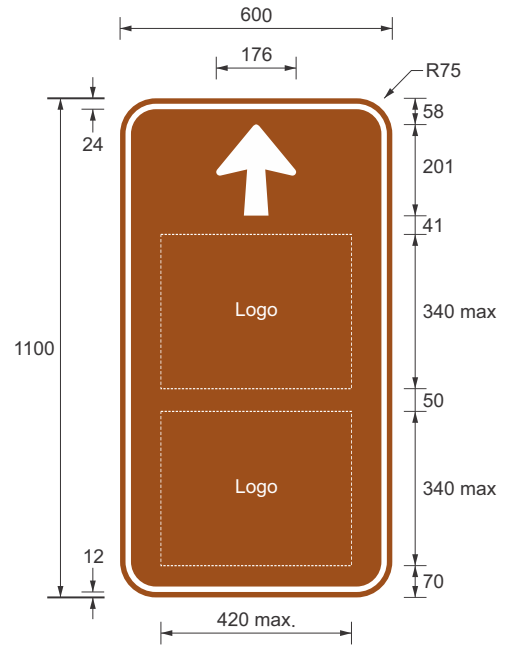
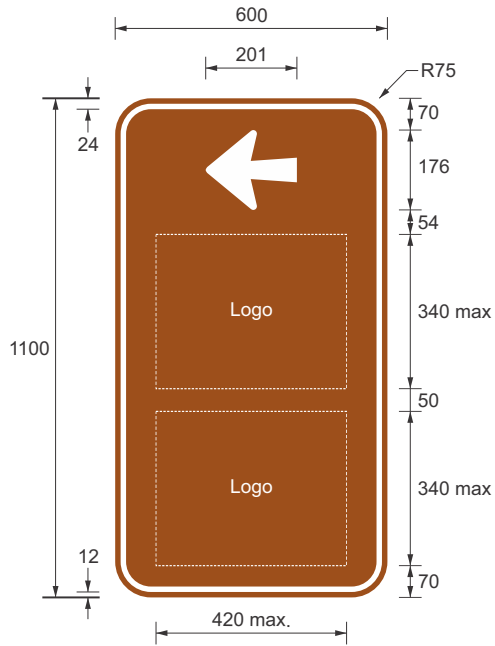
Designed
RH 02/23

Checked
DJ 11/25

Scale
Not to Scale

A/PRINCIPAL ENGINEER
(Traffic Engineering Practice)

A	B			
---	---	--	--	--



Colour Legend

- Class 400 retroreflective white
- Class 400 retroreflective brown

Notes:

1. State Strategic Touring Route logos to be sized to the first reached maximum horizontal or vertical limits.
2. Insert arrows as appropriate.
3. Insert appropriate logo, refer TL-Q02.
4. See page 9 for examples.



**Queensland
Government**

**STATE STRATEGIC TOURING ROUTE
MARKER PLATES
(TWO LOGOS)**

Department of Transport and Main Roads
Infrastructure Management & Delivery Division

ISSUED AS OFFICIAL TRAFFIC SIGN

[Signature]

10/11/25
Date

G8-9-Q01_7

Page 7 of 9

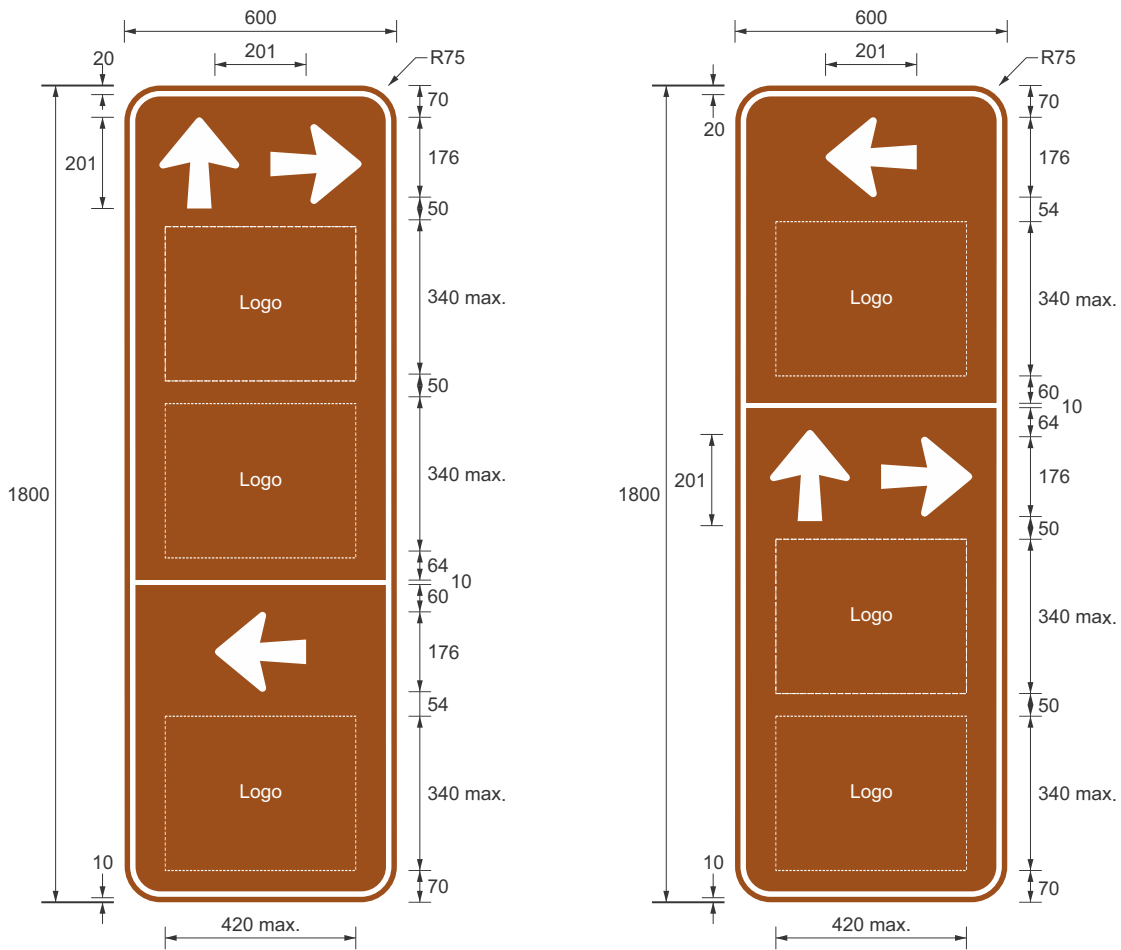
Designed
RH 02/23

Checked
DJ 11/25

Scale
Not to Scale

A/PRINCIPAL ENGINEER
(Traffic Engineering Practice)

A	B			
---	---	--	--	--



Colour Legend

- Class 400 retroreflective white
- Class 400 retroreflective brown

Notes:

1. State Strategic Touring Route logos to be sized to the first reached maximum horizontal or vertical limits.
2. Insert arrows as appropriate.
3. Insert appropriate logo, refer TL-Q02.
4. See page 9 for examples.



**Queensland
Government**

**STATE STRATEGIC TOURING ROUTE
MARKER PLATES
(THREE LOGOS)**

Department of Transport and Main Roads
Infrastructure Management & Delivery Division

ISSUED AS OFFICIAL TRAFFIC SIGN

[Signature]

10/11/25
Date

G8-9-Q01_8

Page 8 of 9

Designed
RH 02/23

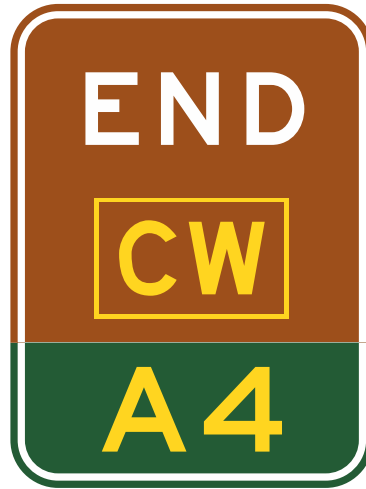
Checked
DJ 11/25

Scale
Not to Scale

A/PRINCIPAL ENGINEER
(Traffic Engineering Practice)

A	B			
---	---	--	--	--

EXAMPLES



Queensland
Government

TOURIST ROUTE MARKER PLATES EXAMPLES

Department of Transport and Main Roads
Infrastructure Management & Delivery Division

ISSUED AS OFFICIAL TRAFFIC SIGN

[Signature]

10/11/25
Date

G8-9-Q01_9

Page 9 of 9

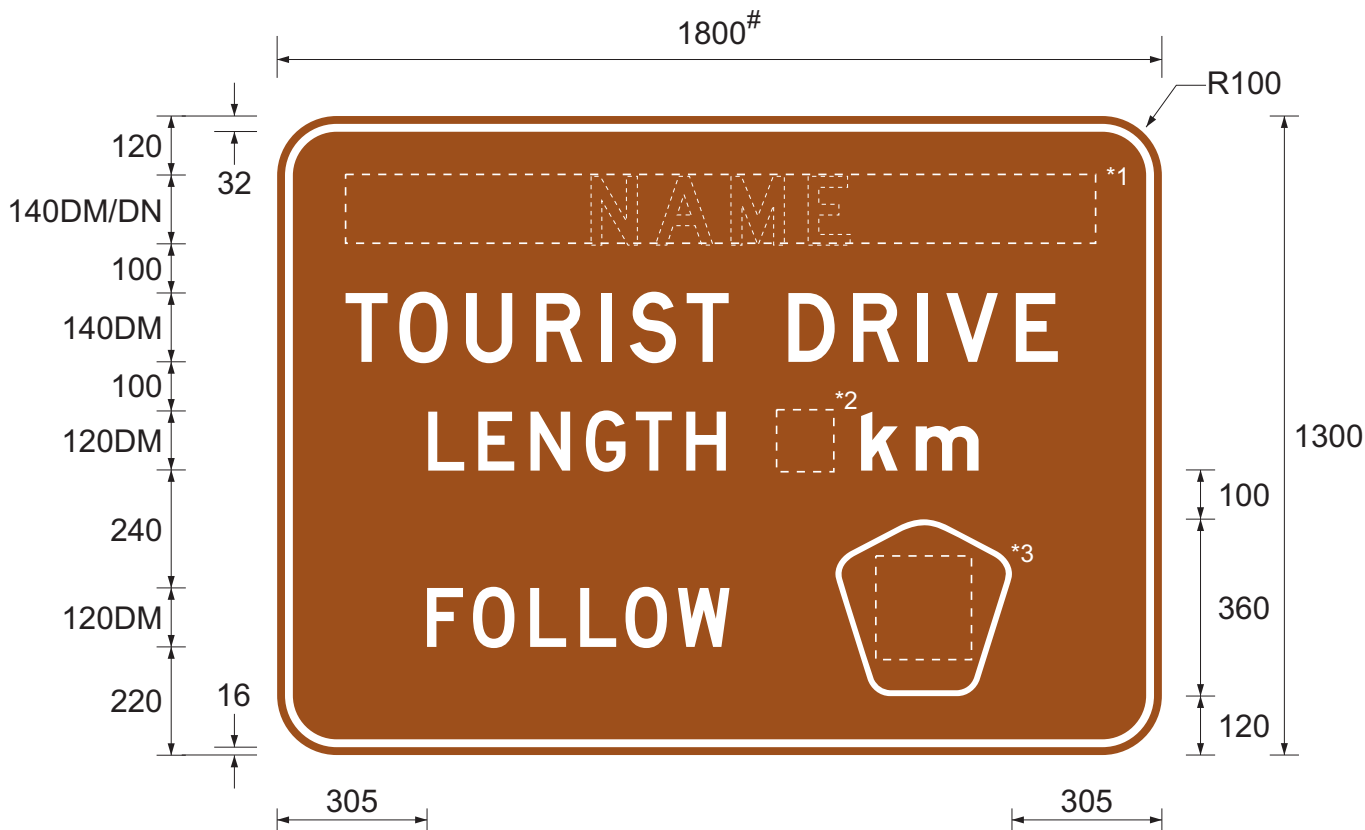
Designed
RH 02/23

Checked
DJ 11/25

Scale
Not to Scale

A/PRINCIPAL ENGINEER
(Traffic Engineering Practice)

A	B			
---	---	--	--	--





Notes:

1. Insert appropriate tourist drive name.
2. Insert appropriate distance in km.
3. Insert appropriate tourist route marker or number.
4. # Sign width to be increased for longer tourist drive names.



Example

Colour Legend

-  Retroreflective white
-  Retroreflective brown



**Queensland
Government**

TOURIST DRIVE INFORMATION SIGN
 "... TOURIST DRIVE LENGTH ...km FOLLOW ..."

Department of Transport and Main Roads
 Infrastructure Management & Delivery Division

APPROVED AS OFFICIAL TRAFFIC SIGN

Designed
 RH 03/18

Checked
 DJ 03/18

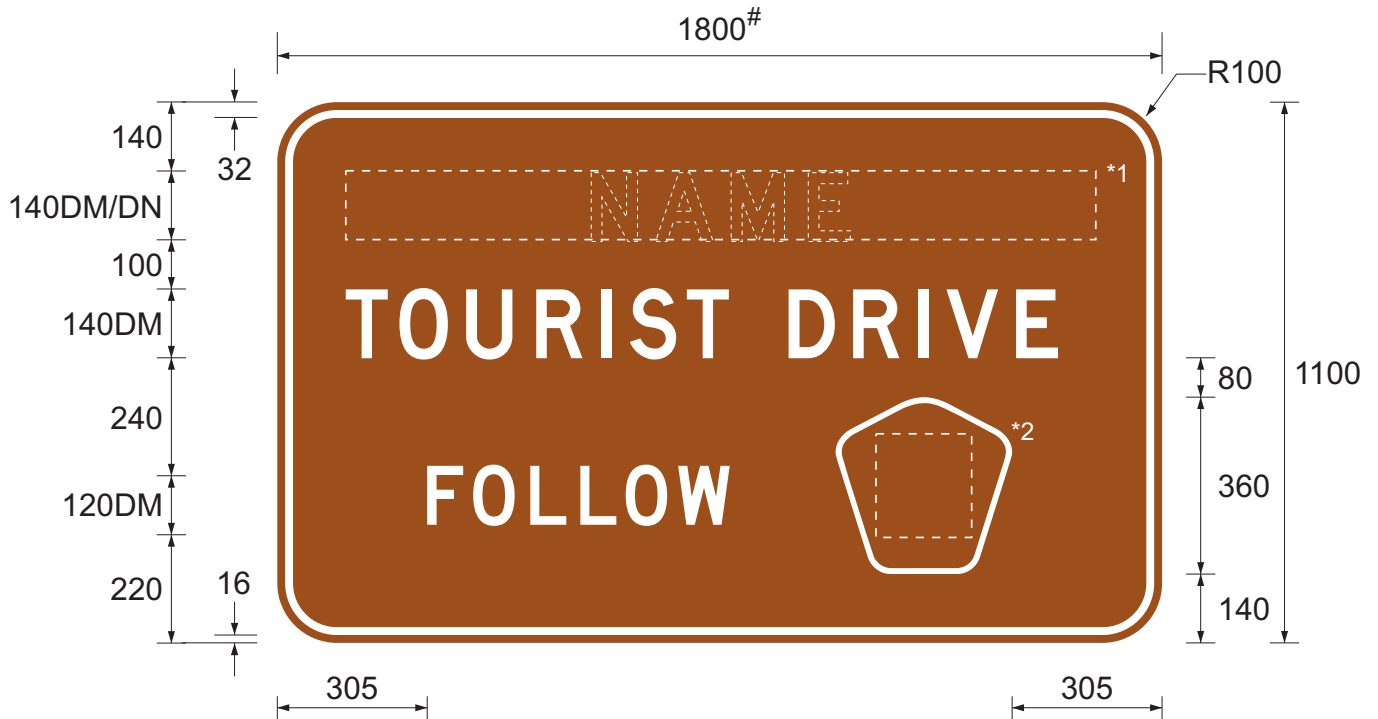
Scale
 Not to Scale


 PRINCIPAL ENGINEER
 (Traffic Engineering)

06/03/18
 Date

G8-9-6-Q01

A			
---	--	--	--



Notes:

1. Insert appropriate tourist drive name.
2. Insert appropriate tourist route marker or number.
3. # Sign width to be increased for longer tourist drive names.

Colour Legend

- Retroreflective white
- Retroreflective brown



Example



**Queensland
Government**

TOURIST DRIVE INFORMATION SIGN
"... TOURIST DRIVE FOLLOW ..."

Department of Transport and Main Roads
Infrastructure Management & Delivery Division

APPROVED AS OFFICIAL TRAFFIC SIGN

PRINCIPAL ENGINEER
(Traffic Engineering)

06/03/18
Date

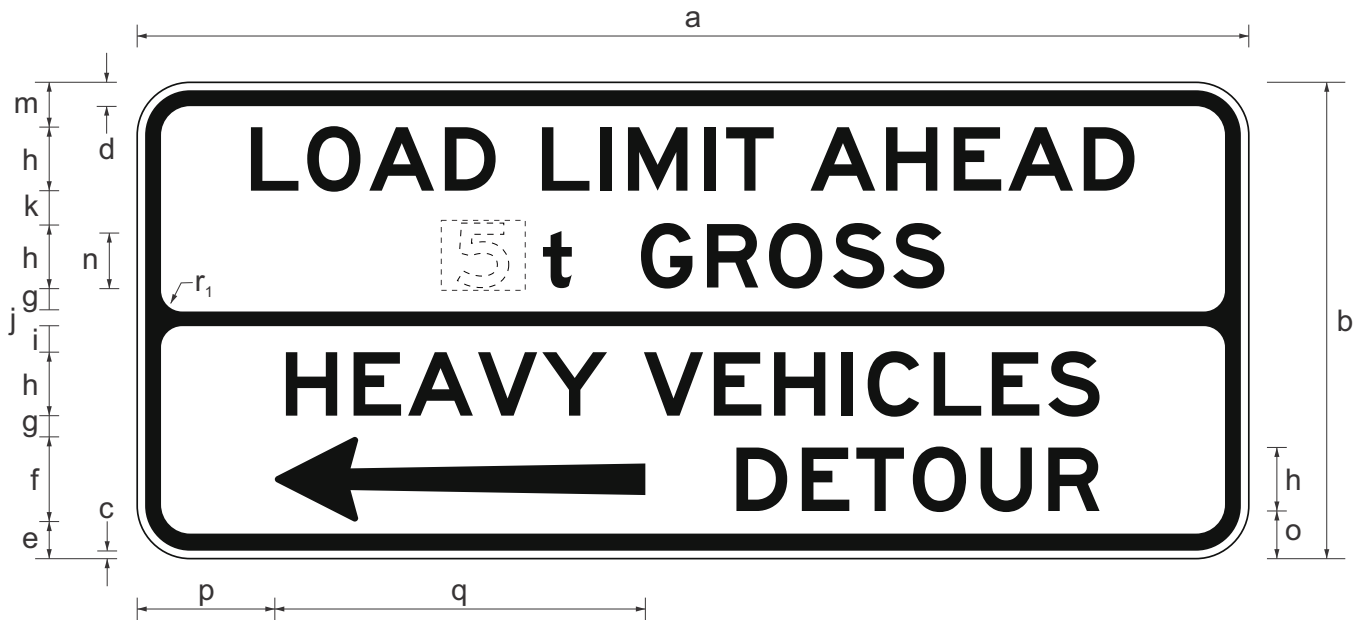
G8-9-6-Q02

Designed
RH 03/18

Checked
DJ 03/18

Scale
Not to Scale

A				
---	--	--	--	--



	a	b	c	d	e	f	g	h	i	j	k	m	n	o	p	q	r	r ₁
A	2100	900	15	20	70	160	40	120E	50	30	65	85	105Em	90	260	700	100	40
B	3150	1350	45	60	105	240	60	180E	75	45	98	127	160Em	135	390	1050	200	60

Colour Legend

- Black
- Retroreflective white

Notes:

1. Insert appropriate gross weight, e.g. 5.
2. Size A to be used for posted speeds ≤ 70 km/h.
3. Size B to be used for posted speeds of ³ 80 km/h.



**Queensland
Government**

TRAFFIC INSTRUCTION SIGN
LOAD LIMIT AHEAD ...t GROSS
HEAVY VEHICLES DETOUR - LEFT

Department of Transport and Main Roads
Infrastructure Management & Delivery Division

APPROVED AS OFFICIAL TRAFFIC SIGN

16/05/23
Date

G9-4-Q01_1

Page 1 of 2

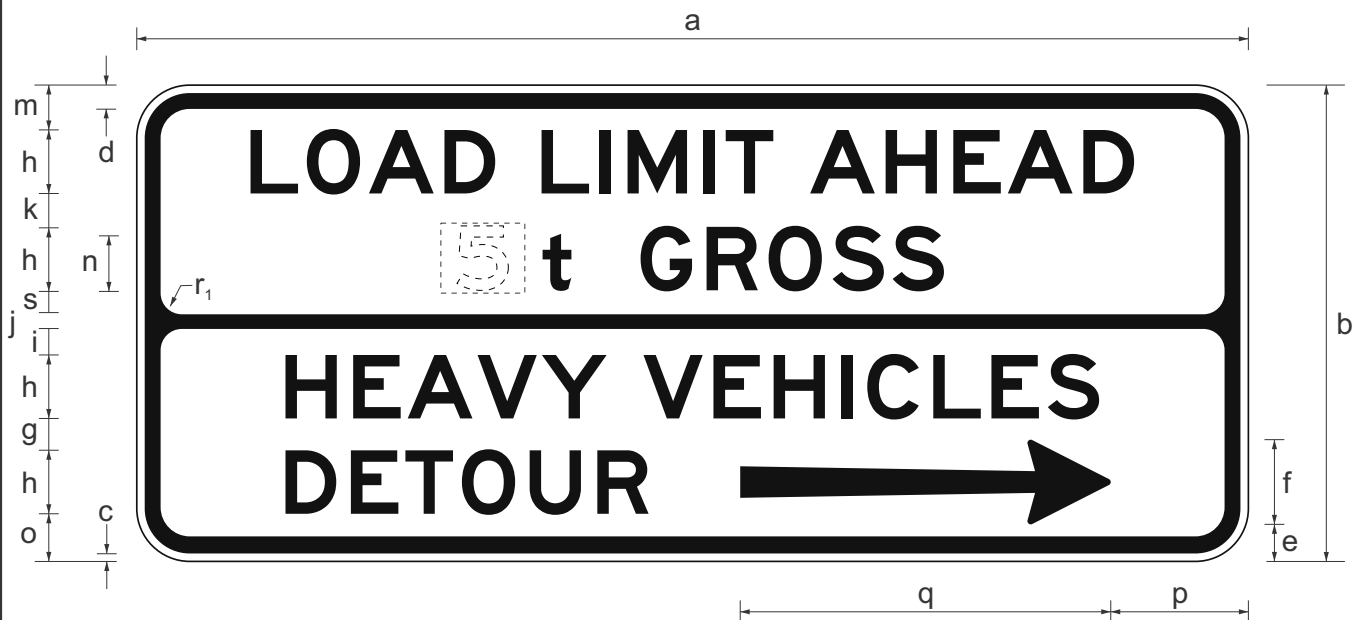
Designed
RH 04/19

Checked
JP 05/23

Scale
Not to Scale

PRINCIPAL ENGINEER
(Traffic Engineering Practice)

A				
---	--	--	--	--



	a	b	c	d	e	f	g	h	i	j	k	m	n	o	p	q	s	r	r ₁
A	2100	900	15	20	70	160	60	120E	50	30	65	85	105Em	90	260	700	40	100	40
B	3150	1350	45	60	105	240	90	180E	75	45	98	127	160Em	135	390	1050	60	200	60

Colour Legend

- Black
- Retroreflective white

Notes:

1. Insert appropriate gross weight, e.g. 5.
2. Size A to be used for posted speeds ≤ 70 km/h.
3. Size B to be used for posted speeds of ³ 80 km/h.



**Queensland
Government**

TRAFFIC INSTRUCTION SIGN
LOAD LIMIT AHEAD ...t GROSS
HEAVY VEHICLES DETOUR - RIGHT

Department of Transport and Main Roads
Infrastructure Management & Delivery Division

APPROVED AS OFFICIAL TRAFFIC SIGN


PRINCIPAL ENGINEER
(Traffic Engineering Practice)

16/05/23
Date

G9-4-Q01_2

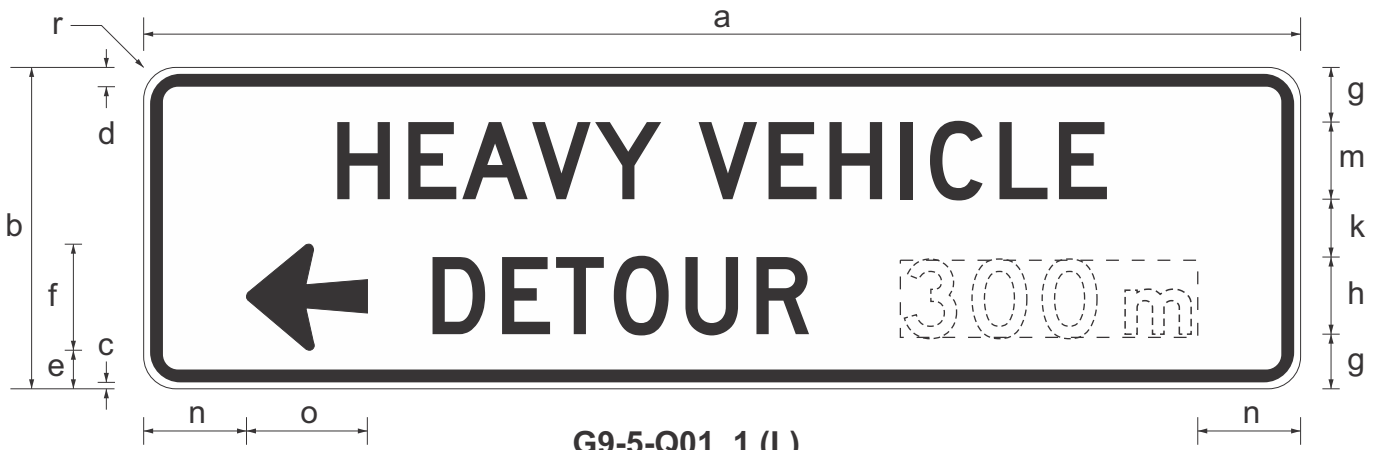
Page 2 of 2

Designed
RH 04/19

Checked
JP 05/23

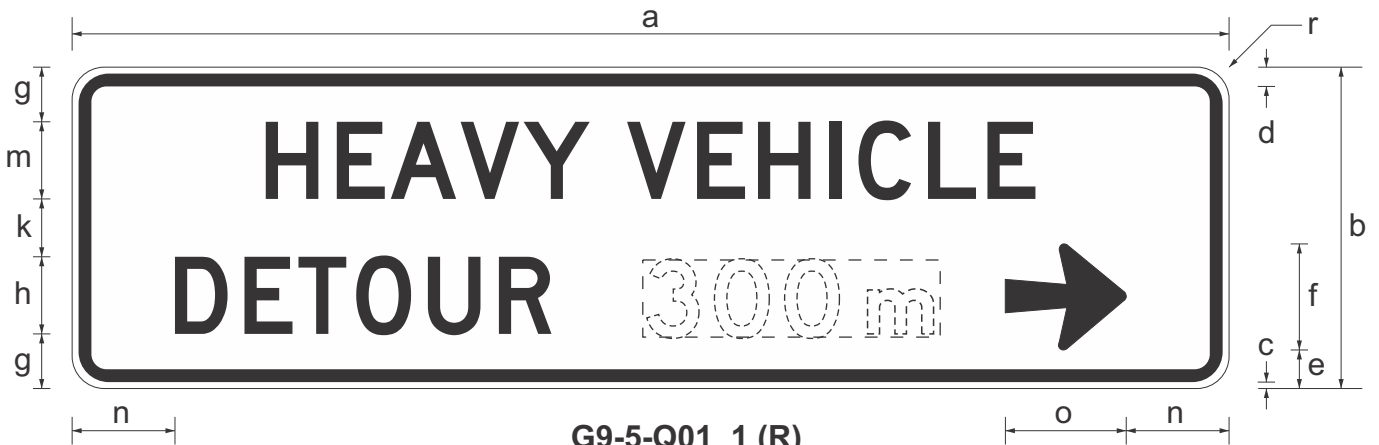
Scale
Not to Scale

A				
---	--	--	--	--

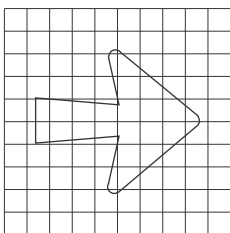


G9-5-Q01_1 (L)

	a	b	c	d	e	f	g	h	k	m	n	o	r
A	1400	350	5	15	42	80	60	84D/50Em	62	84D	112	132	25
B	1800	500	10	30	60	115	85	120D/70Em	90	120D	160	188	50



G9-5-Q01_1 (R)



Colour Legend

- Black
- Retroreflective white

Notes

1. This sign to be used in advance of a heavy vehicle detour where heavy vehicles can not use the through route. It shall be used with appropriate intersection guide signs (e.g. G9-5-2).
2. This sign should also be used in conjunction with R6-4 erected on the immediate approaches to the restricted section.
3. Use left and right option as required.
4. *Insert appropriate distance, e.g. 300m.



**Queensland
Government**

Department of Transport and Main Roads
Infrastructure Management & Delivery Division

GUIDE SIGN

“HEAVY VEHICLE DETOUR ... m”

APPROVED AS OFFICIAL TRAFFIC SIGN

Allen
PRINCIPAL ENGINEER
(Traffic Engineering Practice)

24/07/24
Date

G9-5-Q01_1

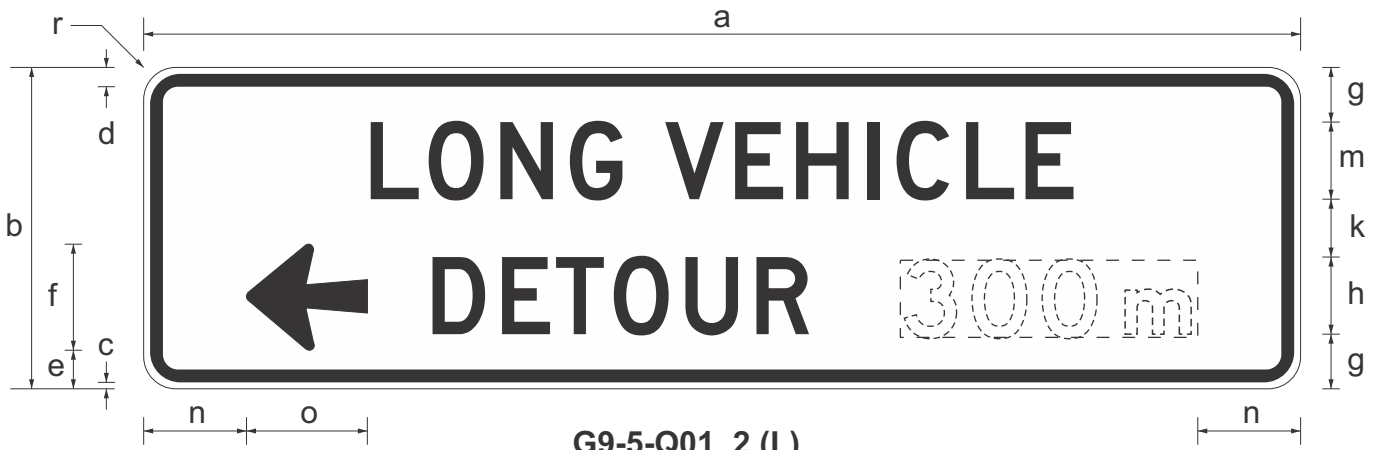
Page 1/5

Designed
RH 05/23

Checked
DJ 07/24

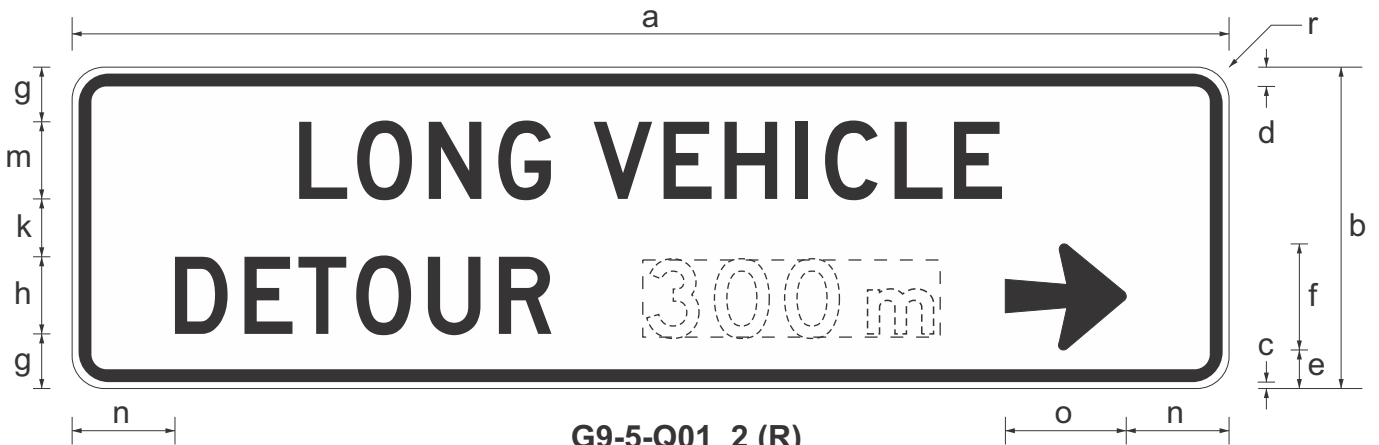
Scale
Not to Scale

A	B			
---	---	--	--	--

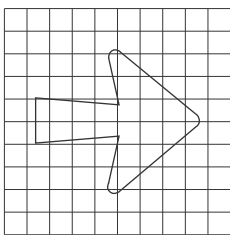


G9-5-Q01_2 (L)

	a	b	c	d	e	f	g	h	k	m	n	o	r
A	1400	350	5	15	42	80	60	84D/50Em	62	84D	112	132	25
B	1800	500	10	30	60	115	85	120D/70Em	90	120D	160	188	50



G9-5-Q01_2 (R)



Colour Legend

- Black
- Retroreflective white

Notes

1. This sign to be used in advance of a long vehicle detour where long vehicles can not use the through route. It shall be used with appropriate intersection guide signs (e.g. G9-5-3).
2. Use left and right option as required.
3. *Insert appropriate distance, e.g. 300m.



**Queensland
Government**

GUIDE SIGN

“LONG VEHICLE DETOUR ... m”

Department of Transport and Main Roads
Infrastructure Management & Delivery Division

APPROVED AS OFFICIAL TRAFFIC SIGN

Allen
PRINCIPAL ENGINEER
(Traffic Engineering Practice)

24/07/24
Date

G9-5-Q01_2

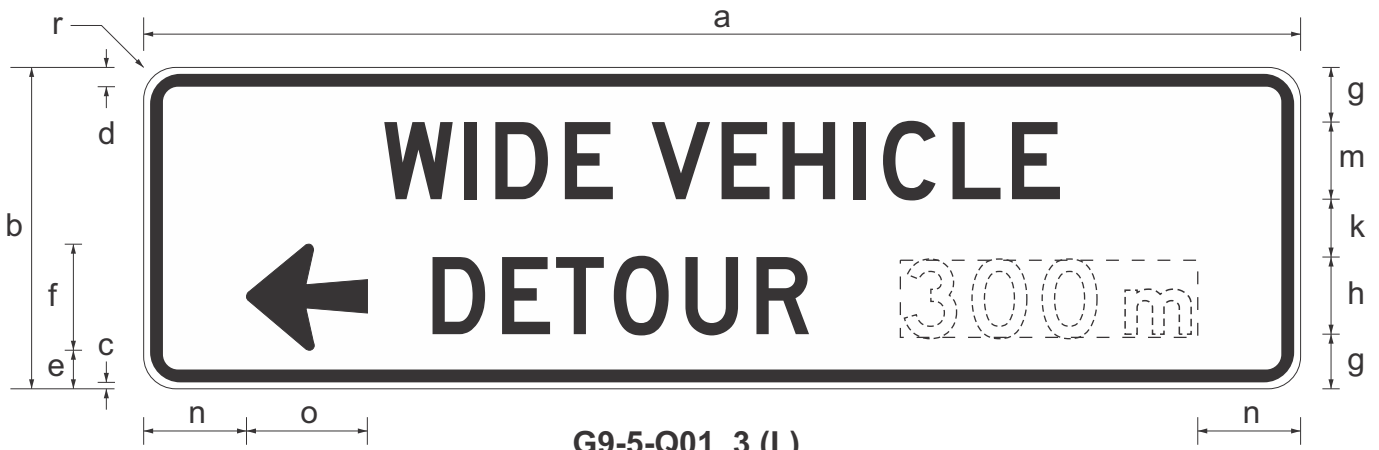
Page 2/5

Designed
RH 05/23

Checked
DJ 07/24

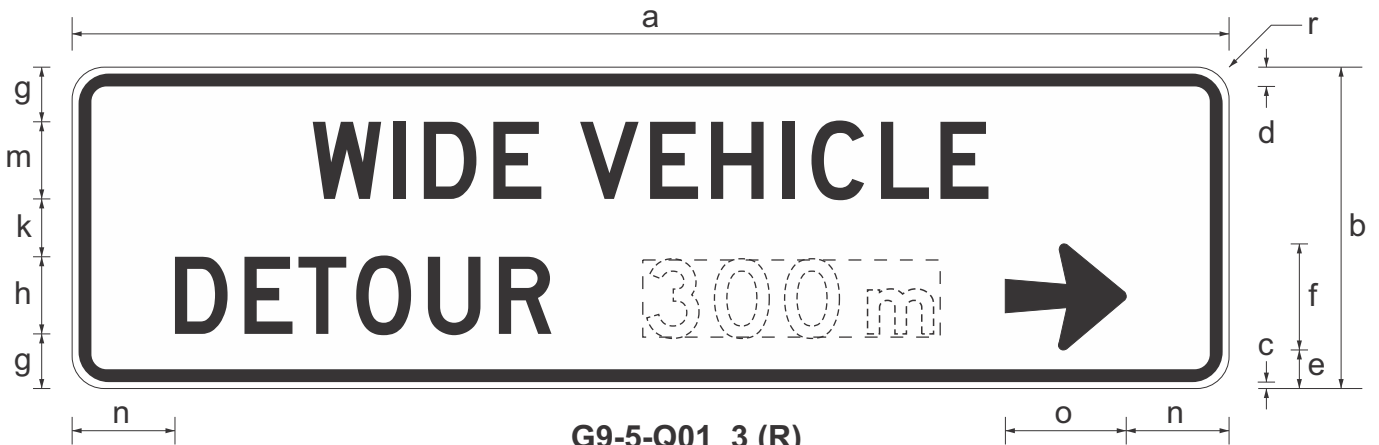
Scale
Not to Scale

A	B			
---	---	--	--	--

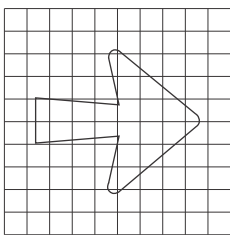


G9-5-Q01_3 (L)

	a	b	c	d	e	f	g	h	k	m	n	o	r
A	1400	350	5	15	42	80	60	84D/50Em	62	84D	112	132	25
B	1800	500	10	30	60	115	85	120D/70Em	90	120D	160	188	50



G9-5-Q01_3 (R)



Colour Legend

- Black
- Retroreflective white

Notes

1. This sign to be used in advance of a wide vehicle detour where wide vehicles can not use the through route. It shall be used with appropriate intersection guide signs (e.g. G9-5-4).
2. Use left and right option as required.
3. *Insert appropriate distance, e.g. 300m.



**Queensland
Government**

Department of Transport and Main Roads
Infrastructure Management & Delivery Division

APPROVED AS OFFICIAL TRAFFIC SIGN

Allen
PRINCIPAL ENGINEER
(Traffic Engineering Practice)

24/07/24
Date

G9-5-Q01_3

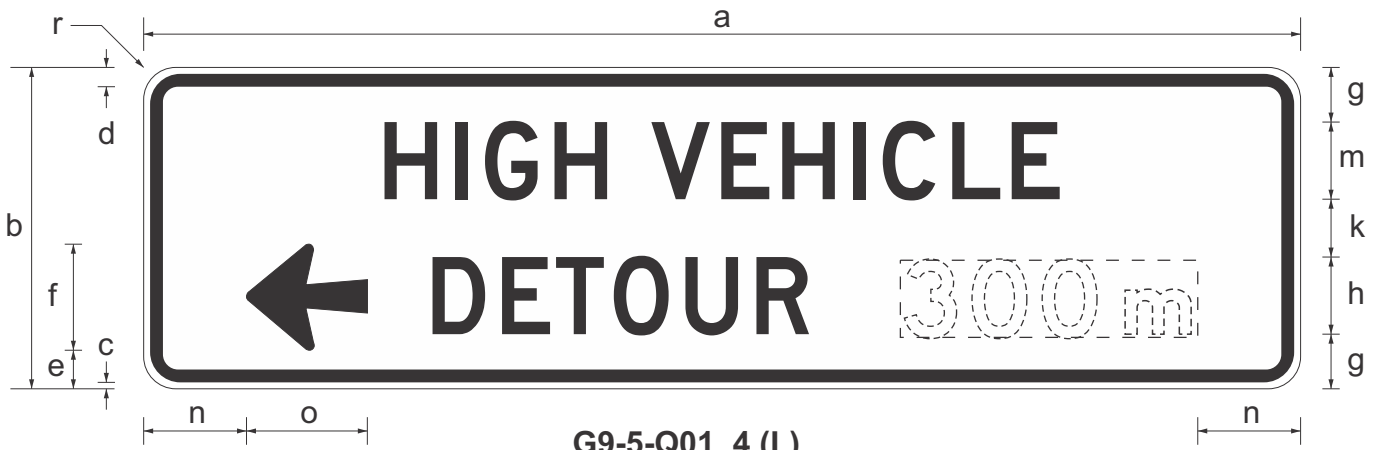
Page 3/5

Designed
RH 05/23

Checked
DJ 07/24

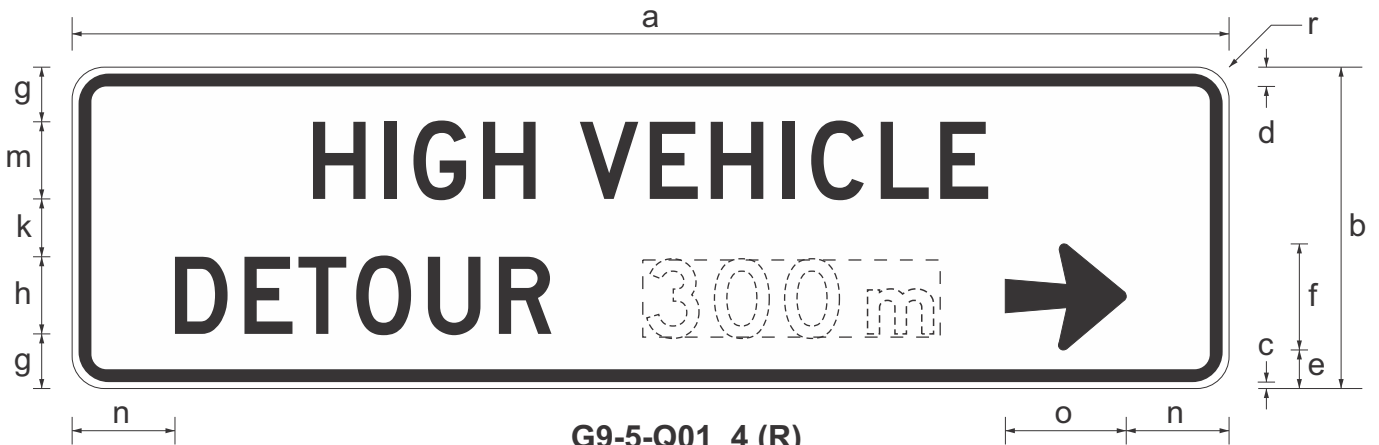
Scale
Not to Scale

A	B			
---	---	--	--	--

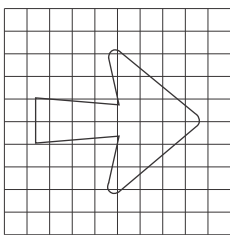


G9-5-Q01_4 (L)

	a	b	c	d	e	f	g	h	k	m	n	o	r
A	1400	350	5	15	42	80	60	84D/50Em	62	84D	112	132	25
B	1800	500	10	30	60	115	85	120D/70Em	90	120D	160	188	50



G9-5-Q01_4 (R)



Colour Legend

- Black
- Retroreflective white

Notes

1. This sign to be used in advance of a high vehicle detour where high vehicles can not use the through route. It shall be used with appropriate intersection guide signs (e.g. G9-5-1).
2. Use left and right option as required.
3. *Insert appropriate distance, e.g. 300m.



**Queensland
Government**

GUIDE SIGN

“HIGH VEHICLE DETOUR ... m”

Department of Transport and Main Roads
Infrastructure Management & Delivery Division

APPROVED AS OFFICIAL TRAFFIC SIGN

Allen
PRINCIPAL ENGINEER
(Traffic Engineering Practice)

24/07/24
Date

G9-5-Q01_4

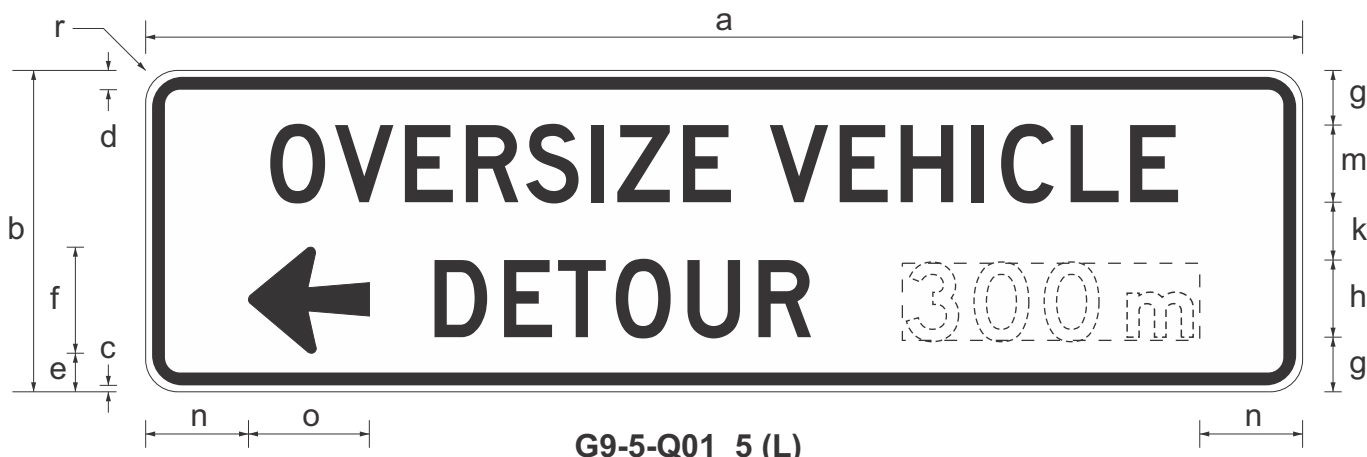
Page 4/5

Designed
RH 05/23

Checked
DJ 07/24

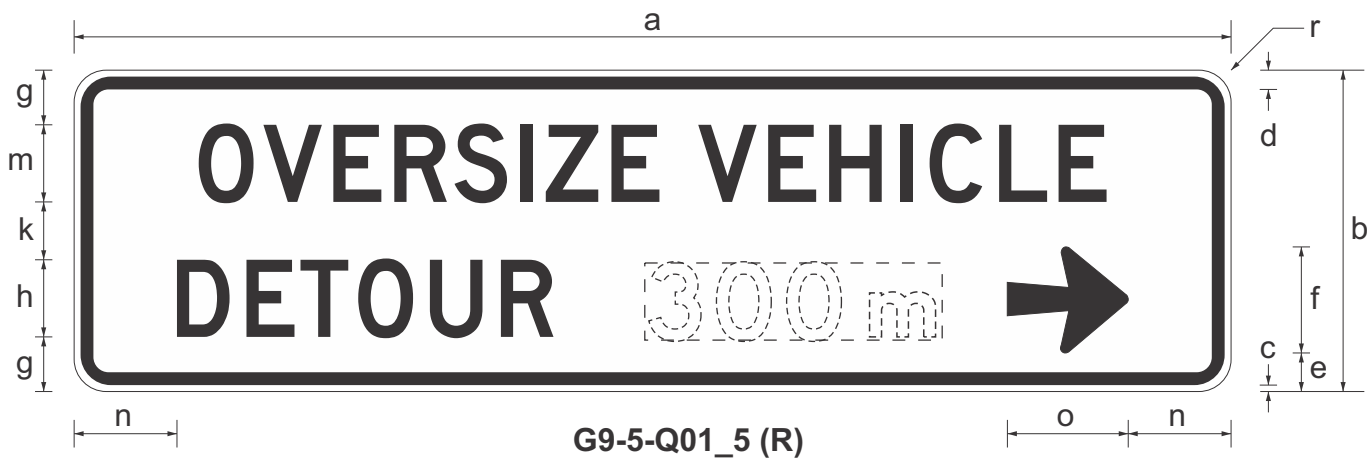
Scale
Not to Scale

A	B			
---	---	--	--	--

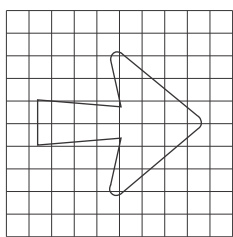


G9-5-Q01_5 (L)

	a	b	c	d	e	f	g	h	k	m	n	o	r
A	1400	350	5	15	42	80	60	84D/50Em	62	84D	112	132	25
B	1800	500	10	30	60	115	85	120D/70Em	90	120D	160	188	50



G9-5-Q01_5 (R)



Colour Legend

- Black
- Retroreflective white

Notes

1. This sign to be used in advance of a oversize vehicle detour where oversize vehicles can not use the through route. It shall be used with appropriate intersection guide signs (e.g. G9-5-Q02).
2. Use left and right option as required.
3. *Insert appropriate distance, e.g. 300m.



**Queensland
Government**

Department of Transport and Main Roads
Infrastructure Management & Delivery Division

GUIDE SIGN

“OVERSIZE VEHICLE DETOUR ... m”

APPROVED AS OFFICIAL TRAFFIC SIGN

Allen
PRINCIPAL ENGINEER
(Traffic Engineering Practice)

24/07/24
Date

G9-5-Q01_5

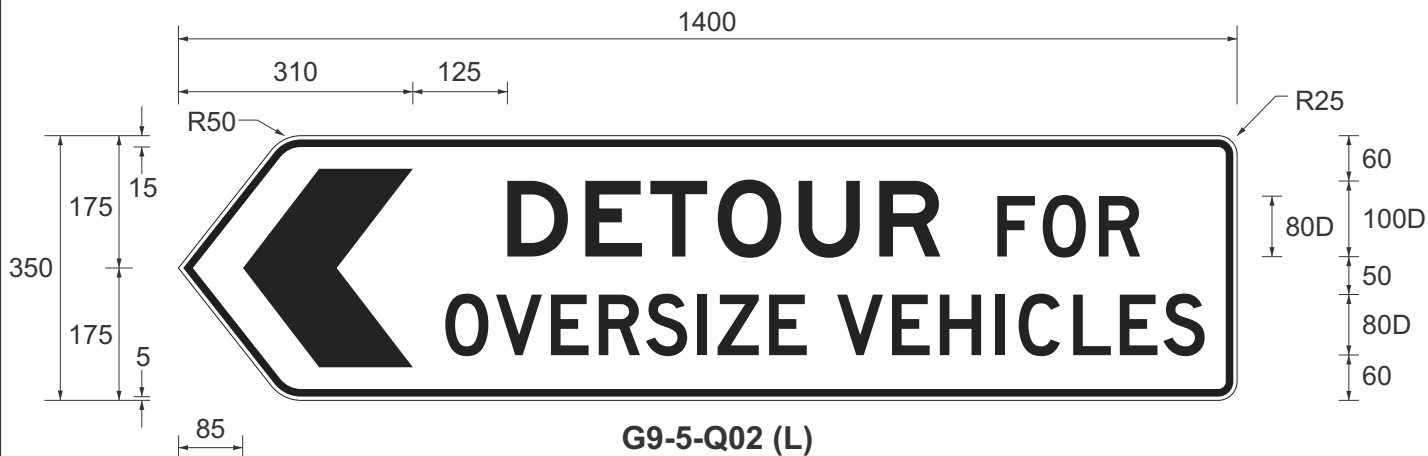
Page 5/5

Designed
RH 05/23

Checked
DJ 07/24

Scale
Not to Scale

A	B			
---	---	--	--	--



Colour Legend

- Black
- Retroreflective white

Notes:

1. This sign should be installed at an intersection with a oversize vehicle detour where oversize vehicles can not use the through route.
2. Use left or right option as required.



**Queensland
Government**

**GUIDE SIGN
DETOUR FOR OVERSIZE VEHICLES**

Department of Transport and Main Roads
Infrastructure Management & Delivery Division

APPROVED AS OFFICIAL TRAFFIC SIGN

G9-5-Q02

Designed
RH 07/24

Checked
DJ 07/24

Scale
Not to Scale

Allen
PRINCIPAL ENGINEER
(Traffic Engineering Practice)

24/07/24
Date

A			
---	--	--	--



G9-21-1-Q01R



G9-21-1-Q01L

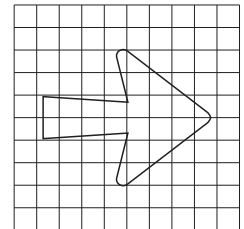
ROAD SUBJECT TO FLOODING
INDICATORS SHOW DEPTH

ON SIDE ROAD →

ROAD SUBJECT TO FLOODING
INDICATORS SHOW DEPTH

← **ON SIDE ROAD**

Example use



Colour Legend

- Retroreflective yellow
- Black

Notes

1. This supplementary sign is to be used with ROAD SUBJECT TO FLOODING - INDICATORS SHOW DEPTH sign (G9-21-1) where the flood way is on the side road and is too close to the main road for a G9-21-1 to be installed on the side road.
2. Use Left and right option as required.



Queensland Government

SUPPLEMENTARY SIGN
"ON SIDE ROAD"

Department of Transport and Main Roads
Infrastructure Management & Delivery Division

APPROVED AS OFFICIAL TRAFFIC SIGN

G9-21-1-Q01
L/R

Designed
TV 01/17


Checked
DJ 01/17

Scale
Not to Scale

[Signature]
PRINCIPAL ENGINEER
(Traffic Engineering)

18/01/17
Date

A			
---	--	--	--



Colour Legend

- Retroreflective white
- Black (legend and border)

Notes

1. * Insert appropriate distance. e.g 5.



**Queensland
Government**

GUIDE SIGN

"CANE RAILWAY CROSSINGS NEXT ...km"

Department of Transport and Main Roads
Infrastructure Management & Delivery Division

APPROVED AS OFFICIAL TRAFFIC SIGN

8/03/17
Date

G9-32-Q01

Previously W5-Q01

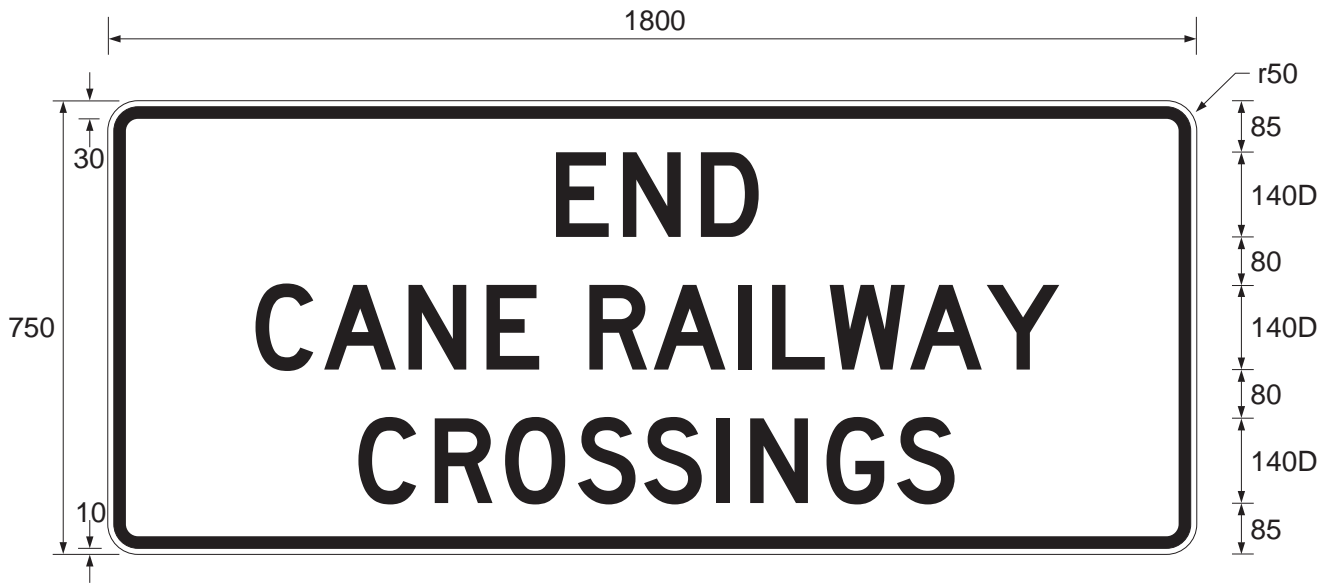
Designed
TV 3/17

Checked
DJ 3/17

Scale
Not to Scale

R King
PRINCIPAL ENGINEER
(Traffic Engineering)

A				
---	--	--	--	--



Colour Legend

- Retroreflective white
- Black (legend and border)



**Queensland
Government**

GUIDE SIGN

"END CANE RAILWAY CROSSINGS"

Department of Transport and Main Roads
Infrastructure Management & Delivery Division

APPROVED AS OFFICIAL TRAFFIC SIGN

Designed
TV 3/17

Checked
DJ 3/17

Scale
Not to Scale

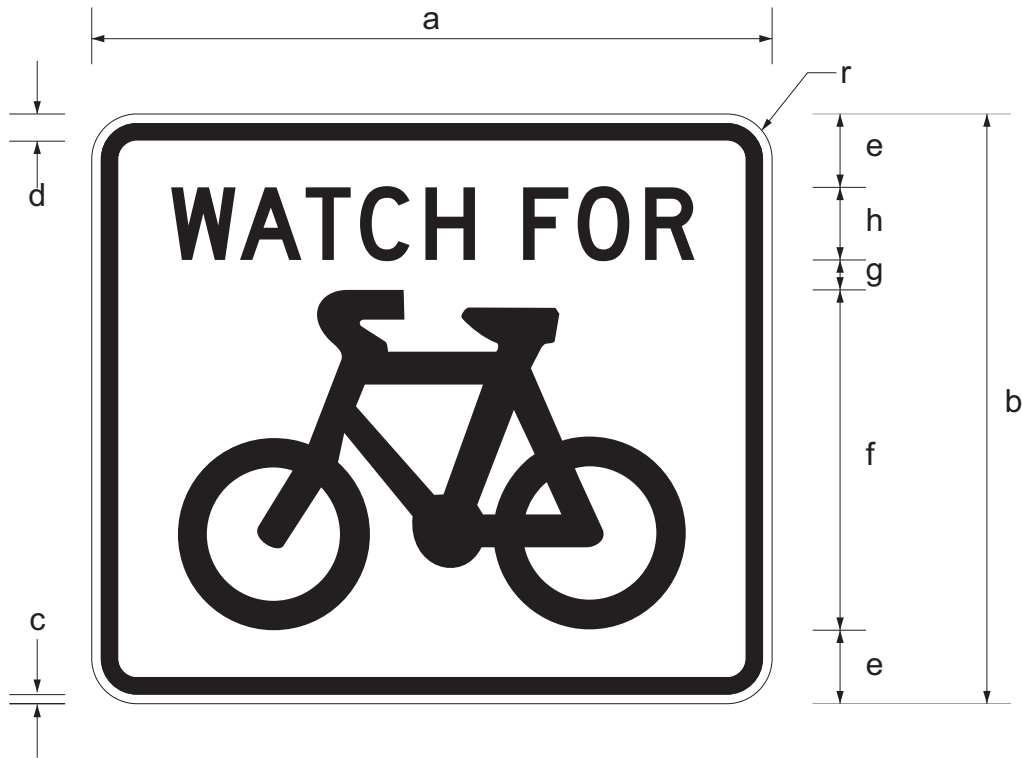
R King
PRINCIPAL ENGINEER
(Traffic Engineering)

8/03/17
Date

G9-32-Q02

Previously W5-Q02

A				
---	--	--	--	--



	a	b	c	d	e	f	g	h	r
A	600	500	10	30	55	300	25	65D	50
B	750	650	10	30	81	375	33	80D	50

Colour Legend

- Retroreflective white (background)
- Black (legend and border)

Notes:

1. G9-57-Q01_1 may be used where it is not practical to install the G9-57 sign because of its size.
2. G9-57-Q01_2 may be used at locations where pedestrians may also be encountered.



**Queensland
Government**

**TRAFFIC INSTRUCTION SIGN
"WATCH FOR BICYCLES"**

Department of Transport and Main Roads
Infrastructure Management & Delivery Division

APPROVED AS OFFICIAL TRAFFIC SIGN

G9-57-Q01_1
Page 1/2

Designed
TV.01/16.....

Checked
DJ.05/20..

Scale
Not to Scale

R King
PRINCIPAL ENGINEER
(Traffic Engineering)

11/05/20
Date

A	B	C		
---	---	---	--	--



	a	b	c	d	e	f	g	h	k	m	n	o	p	r
A	600	500	10	30	105	200	55	300	25	65D	299	32	150	50
B	750	650	10	30	144	250	81	375	33	80D	373	40	188	50
C	900	800	15	45	150	300	105	450	40	100D	448	48	225	100
D	1200	1000	15	45	210	400	110	600	50	130D	598	64	300	100

Colour Legend

- Retroreflective white (background)
- Black (legend and border)

Notes:

1. This sign may be used to warn motorists that bicycles or pedestrian traffic may come into conflict with motor traffic at a specific point due to a particular road feature or hazard.
2. It may be used to replace either G9-57 or G9-57-Q01 signs, at locations where pedestrians may also be encountered.



**Queensland
Government**

TRAFFIC INSTRUCTION SIGN

"WATCH FOR BICYCLES AND PEDESTRIANS"

Department of Transport and Main Roads
Infrastructure Management & Delivery Division

APPROVED AS OFFICIAL TRAFFIC SIGN

Designed
RH.02/06

Checked
DJ.05/20

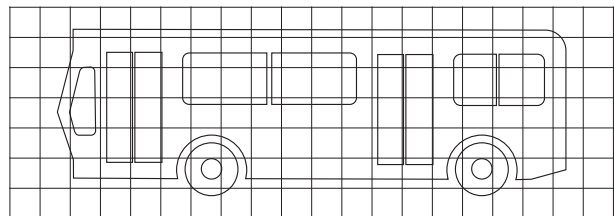
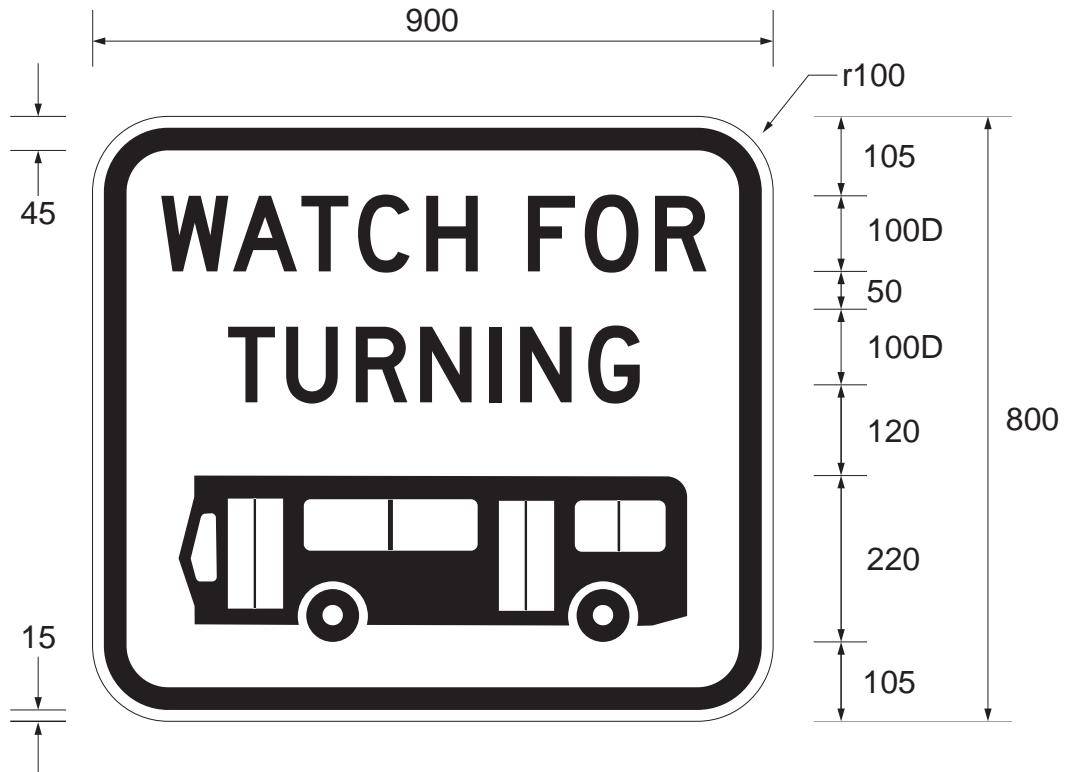
Scale
Not to Scale

R King
PRINCIPAL ENGINEER
(Traffic Engineering)

11/05/20
Date

G9-57-Q01_2
Page 2/2

A B C



Colour Legend

- Retroreflective white
- Black

Notes

1. This sign is restricted only for use at the intersection of William St. and Elizabeth St. Brisbane.



**Queensland
Government**

TRAFFIC INSTRUCTION SIGN

“WATCH FOR TURNING BUS”

Department of Transport and Main Roads
Infrastructure Management & Delivery Division

APPROVED AS OFFICIAL TRAFFIC SIGN

08/12/16
Date

G9-57-Q02


Designed
TV.12/16.....

Checked
LM.12/16..

Scale
Not to Scale

R King
PRINCIPAL ENGINEER
(Traffic Engineering)

A				
---	--	--	--	--



	a	b	c	d	e	f	g	h	r
SIZE A	450	450	10	30	55	90C	50	60B	50
SIZE B	600	600	10	30	70	120C	70	80B	50

Colour Legend

- Retroreflective white
- Black

Notes

1. This guide sign may be installed at an intersection to discourage queuing across that intersection and where the "KEEP CLEAR" pavement marking has proven to be ineffective.



**Queensland
Government**

GUIDE SIGN KEEP INTERSECTION CLEAR

Department of Transport and Main Roads
Infrastructure Management & Delivery Division

APPROVED AS OFFICIAL TRAFFIC SIGN

08/05/23
Date

G9-67-Q01

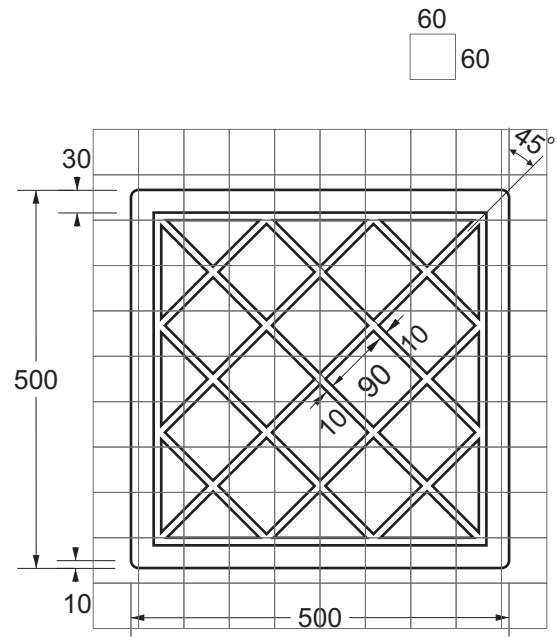

Designed
TV 1/15

Checked
JP 08/23

Scale
Not to Scale

PRINCIPAL ENGINEER
(Traffic Engineering Practice)

A			
---	--	--	--



Colour Legend

- Black
- Retroreflective white
- Retroreflective yellow

Notes:

1. This sign shall be used where yellow box markings have been placed on a roadway.
2. Yellow box markings may be used to indicate an area where traffic queueing is likely to obstruct other road users.



**Queensland
Government**

**GUIDE SIGN
"KEEP CLEAR"**

Department of Transport and Main Roads
Infrastructure Management & Delivery Division

APPROVED AS OFFICIAL TRAFFIC SIGN

G9-67-2-Q01

Designed
RB 04/22

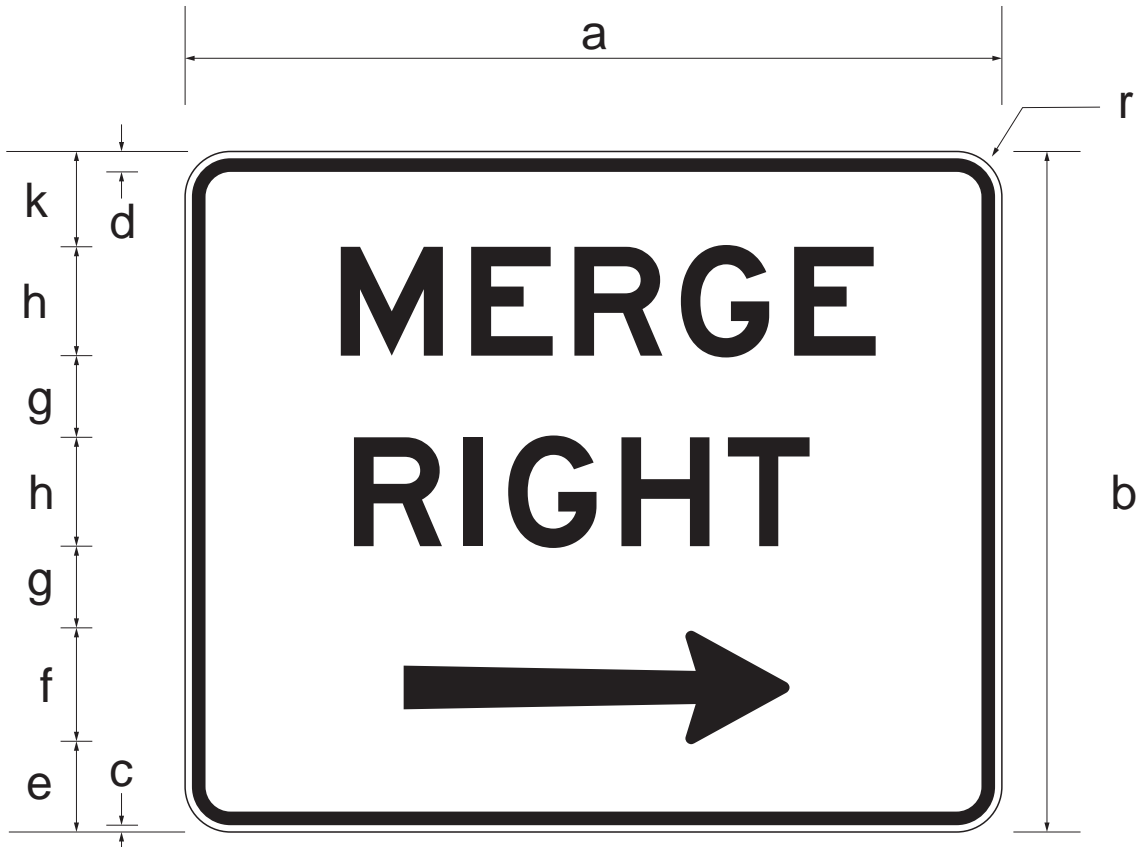
Checked
DJ 04/22

Scale
Not to Scale

R King
PRINCIPAL ENGINEER
(Traffic Engineering)

04/04/22
Date

A			
---	--	--	--



	a	b	c	d	e	f	g	h	k	r
Size C	1800	1500	15	45	200	250	180	240E	210	100
Size D	2400	2000	20	60	270	330	240	320E	280	200

Colour Legend

- Retroreflective white
- Black

Notes:

1. This sign is only to be used on freeway and motorway exit ramps where merging is required across multiple lanes.
2. Size D should be considered for a multi lane Motorways.
3. Size C may be considered where there are installation space limitations.
4. For signs utilised at locations with slower speed zones, refer to G9-73.



**Queensland
Government**

**FREEWAY GUIDE SIGN
MERGE RIGHT
(FREEWAY / MOTORWAY)**

Department of Transport and Main Roads
Infrastructure Management & Delivery Division

APPROVED AS OFFICIAL TRAFFIC SIGN

G9-73-Q01

Designed
TV 02/17

Checked
DJ 02/17

Scale
Not to Scale

R King
PRINCIPAL ENGINEER
(Traffic Engineering)

27/02/17
Date

A				
---	--	--	--	--



Colour Legend

- Retroreflective white
- Black



**Queensland
Government**

**ROAD CONDITION SIGN
"NO LINES DO NOT OVERTAKE"**

Department of Transport and Main Roads
Infrastructure Management & Delivery Division

APPROVED AS OFFICIAL TRAFFIC SIGN

G9-89

Designed
RH 04/20

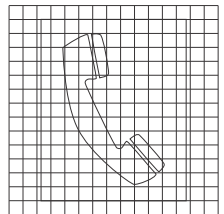
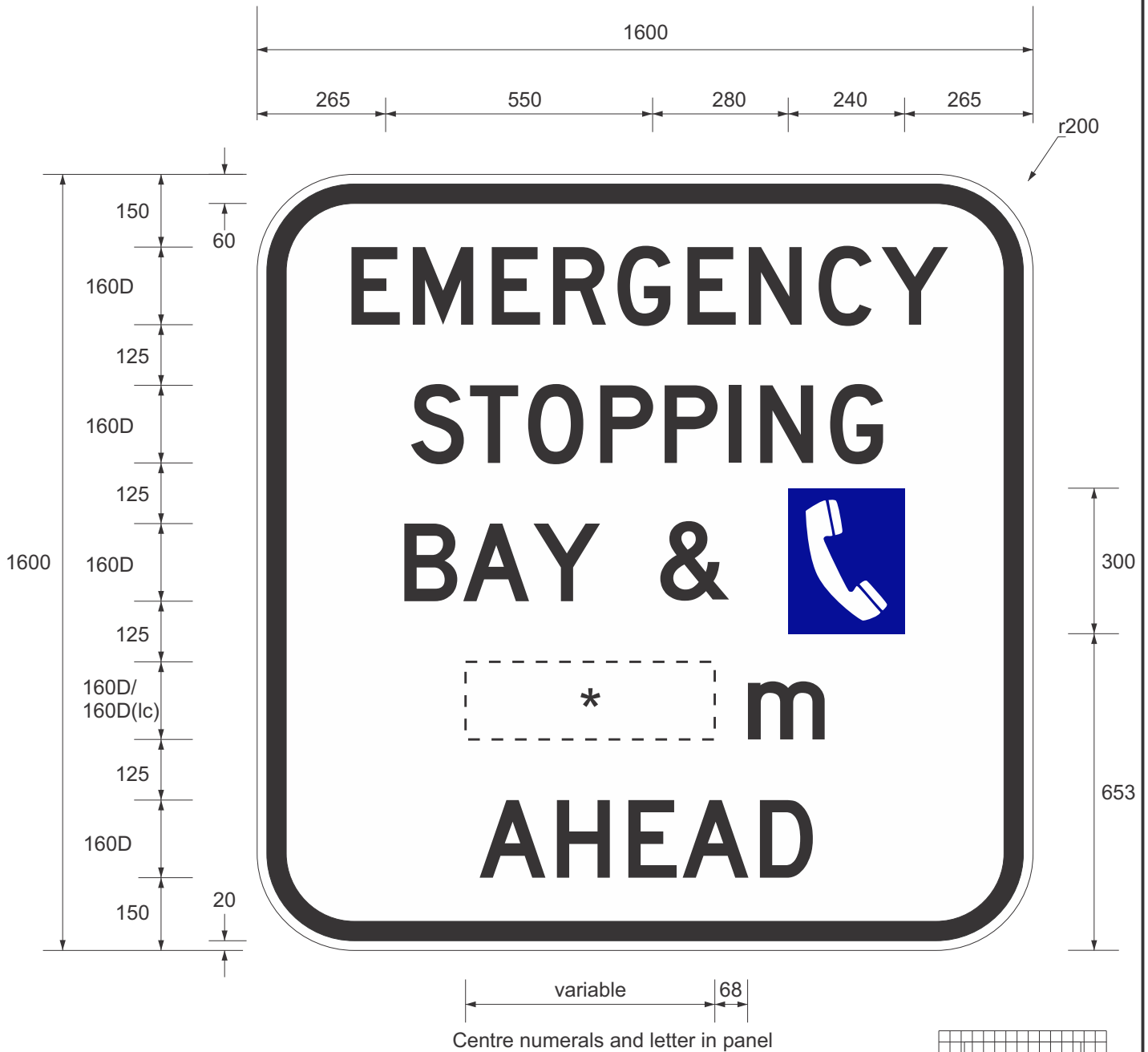
Checked
DJ 04/20

Scale
Not to Scale

R King
PRINCIPAL ENGINEER
(Traffic Engineering)

08/04/20
Date

A				
---	--	--	--	--



Colour Legend

- Retroreflective white
- Retroreflective blue
- Black

Notes:

1. This sign may be used in advance of an emergency stopping bay that has a help phone.
2. *Insert appropriate distance. Where distance is 1km or more, replace the suffix "m" with "km".



**Queensland
Government**

ADVANCE SIGN
"EMERGENCY STOPPING BAY
& HELP PHONE ... m AHEAD "

Department of Transport and Main Roads
Infrastructure Management & Delivery Division

APPROVED AS OFFICIAL TRAFFIC SIGN

[Signature]
PRINCIPAL ENGINEER
(Traffic Engineering Practice)

05/12/23
Date

G9-90-Q01

Designed
TV 10/16

Checked
JP 12/23

Scale
Not to Scale

A	B			
---	---	--	--	--



Colour Legend

- Retroreflective white
- Retroreflective yellow
- Black



**Queensland
Government**

WARNING SIGN

SUGAR CANE AREA - SLOW VEHICLES

Department of Transport and Main Roads
Infrastructure Management & Delivery Division

APPROVED AS OFFICIAL TRAFFIC SIGN

20/12/22
Date

G9-Q03_1

Page 1/5

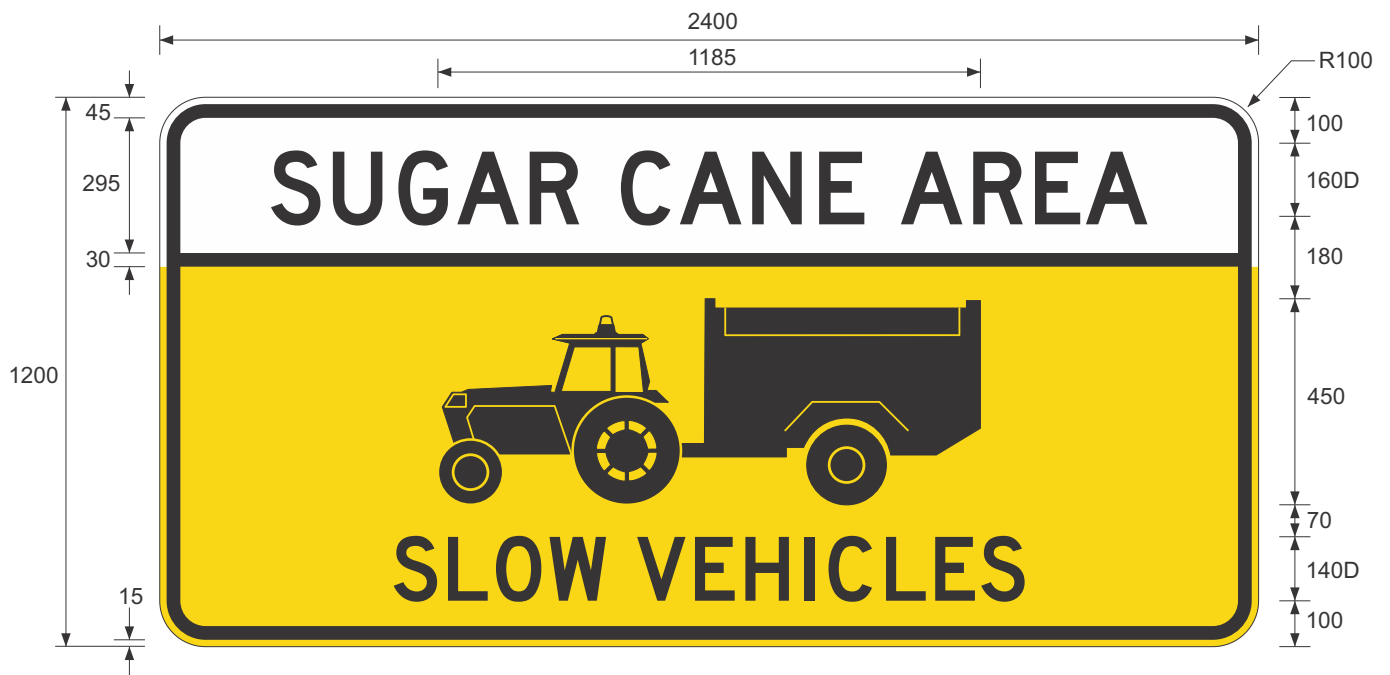
Designed
RH 8/95

Checked
DJ 12/22

Scale
Not to Scale

PRINCIPAL ENGINEER
(Traffic Engineering Practice)

A	B	C		
---	---	---	--	--



Colour Legend

- Retroreflective white
- Retroreflective yellow
- Black



**Queensland
Government**

Department of Transport and Main Roads
Infrastructure Management & Delivery Division

WARNING SIGN

SUGAR CANE AREA - SLOW VEHICLES

APPROVED AS OFFICIAL TRAFFIC SIGN

[Signature]
PRINCIPAL ENGINEER
(Traffic Engineering Practice)

20/12/22
Date

G9-Q03_2

Page 2/5

Designed
RH 3/95

Checked
DJ 12/22

Scale
Not to Scale

A	B	C		
---	---	---	--	--



G9-Q03_3A (Option A)
HINGED FLAP IN LOWERED POSITION



G9-Q03_3B (Option B)
HINGED FLAP IN LOWERED POSITION

Colour Legend

- Retroreflective white
- Retroreflective yellow
- Black

Notes:

1. Broken horizontal line indicates the location of suitable brass hinge for flap.
2. Cut slots in flap and fit corresponding staples in sign to padlock flap in both raised and lowered positions.
3. Back of sign suitably stiffened at staple points.
4. For hinged flap in raised position see page 4.
5. For typical operation see page 5.



**Queensland
Government**

**WARNING SIGN
HINGED ALTERNATIVE
SUGAR CANE AREA - SLOW VEHICLES**

Department of Transport and Main Roads
Infrastructure Management & Delivery Division

APPROVED AS OFFICIAL TRAFFIC SIGN

[Signature]
 PRINCIPAL ENGINEER
 (Traffic Engineering Practice)

20/12/22
Date

G9-Q03_3
Page 3/5

Designed
RH 8/95

Checked
DJ 12/22

Scale
Not to Scale

A	B	C		
---	---	---	--	--



G9-Q03_3A and G9-Q03_3B
HINGED FLAP IN RAISED POSITION

Notes:

1. Broken horizontal line indicates the location of suitable brass hinge for flap.
2. Cut slots in flap and fit corresponding staples in sign to padlock flap in both raised and lowered positions.
3. Back of sign suitably stiffened at staple points.
4. For hinged flap in lowered position see page 3.
5. For typical operation see page 5.

Colour Legend

- Retroreflective white
- Black



**Queensland
Government**

WARNING SIGN
HINGED ALTERNATIVE
SUGAR CANE AREA - SLOW VEHICLES

Department of Transport and Main Roads
 Infrastructure Management & Delivery Division

APPROVED AS OFFICIAL TRAFFIC SIGN

[Signature]
 PRINCIPAL ENGINEER
 (Traffic Engineering Practice)

20/12/22
Date

G9-Q03_4
Page 4/5

Designed
RH 8/95

Checked
DJ 12/22

Scale
Not to Scale

A	B	C	
---	---	---	--

G9-Q03_3A (Option A)



BASE SIGN



HINGED FLAP IN RAISED POSITION



HINGED FLAP IN LOWERED POSITION



G9-Q03_3B (Option B)



BASE SIGN



HINGED FLAP IN RAISED POSITION



HINGED FLAP IN LOWERED POSITION



Queensland Government

WARNING SIGN
SUGAR CANE AREA - SLOW VEHICLES
TYPICAL OPERATION

Department of Transport and Main Roads
Infrastructure Management & Delivery Division

APPROVED AS OFFICIAL TRAFFIC SIGN


PRINCIPAL ENGINEER
(Traffic Engineering Practice)

20/12/22
Date

G9-Q03_5

Page 5/5

Designed
RH 8/95

Checked
DJ 12/22

Scale
Not to Scale

A	B	C		
---	---	---	--	--



Colour Legend

- Retroreflective white (background)
- Black (legend and border)

Notes

1. This sign is for use only at roadworks.



**Queensland
Government**

GUIDE SIGN

“KEEP LEFT DO NOT OVERTAKE”

Department of Transport and Main Roads
Infrastructure Management & Delivery Division

APPROVED AS OFFICIAL TRAFFIC SIGN

G9-Q04

Designed
RH 2/96

Checked
JD 2/96

Scale
Not to Scale

R King
PRINCIPAL ENGINEER
(Traffic Engineering)

23/05/16
Date

A	B	C		
---	---	---	--	--



Colour Legend

- Black
- Retroreflective white

Notes

1. This sign is to be installed to advise travellers that the rest area is not a camping area and the maximum period that the travellers are permitted to remain at that rest area is 20 hours including overnight.
2. For rest areas where overnight camping is not permitted , see G9-Q05_2.
3. This sign may, where necessary, be erected at other roadside stopping places.



**Queensland
Government**

GUIDE SIGN

“NOTICE THIS AREA IS PROVIDED FOR THE CONVENIENCE OF THE TRAVELLING PUBLIC MAX STAY 20 HRS, PENALTIES APPLY”

Department of Transport and Main Roads
Infrastructure Management & Delivery Division

APPROVED AS OFFICIAL TRAFFIC SIGN

G9-Q05_1

Designed
RH 7/99

Checked
JD 07/03

Scale
Not to Scale

R King
PRINCIPAL ENGINEER
(Traffic Engineering)

23/05/16
Date

Page 1 of 2

F	G	H		
---	---	---	--	--



Colour Legend

- Black
- Retroreflective white

Notes

1. This sign is to be installed to advise travellers that the rest area is meant for short breaks to manage fatigue and shall not be utilised as an overnight camping area.
2. For rest area where lengths of stay is permitted for up to twenty (20) hours, including overnight, see G9-Q05_1.
3. This sign may, where necessary, be erected at other roadside stopping places.



**Queensland
Government**

GUIDE SIGN

“NOTICE THIS AREA IS PROVIDED FOR THE CONVENIENCE OF THE TRAVELLING PUBLIC NO OVERNIGHT CAMPING, PENALTIES APPLY”

Department of Transport and Main Roads
Infrastructure Management & Delivery Division

APPROVED AS OFFICIAL TRAFFIC SIGN

G9-Q05_2

Designed
RH 7/99

Checked
JD 07/03

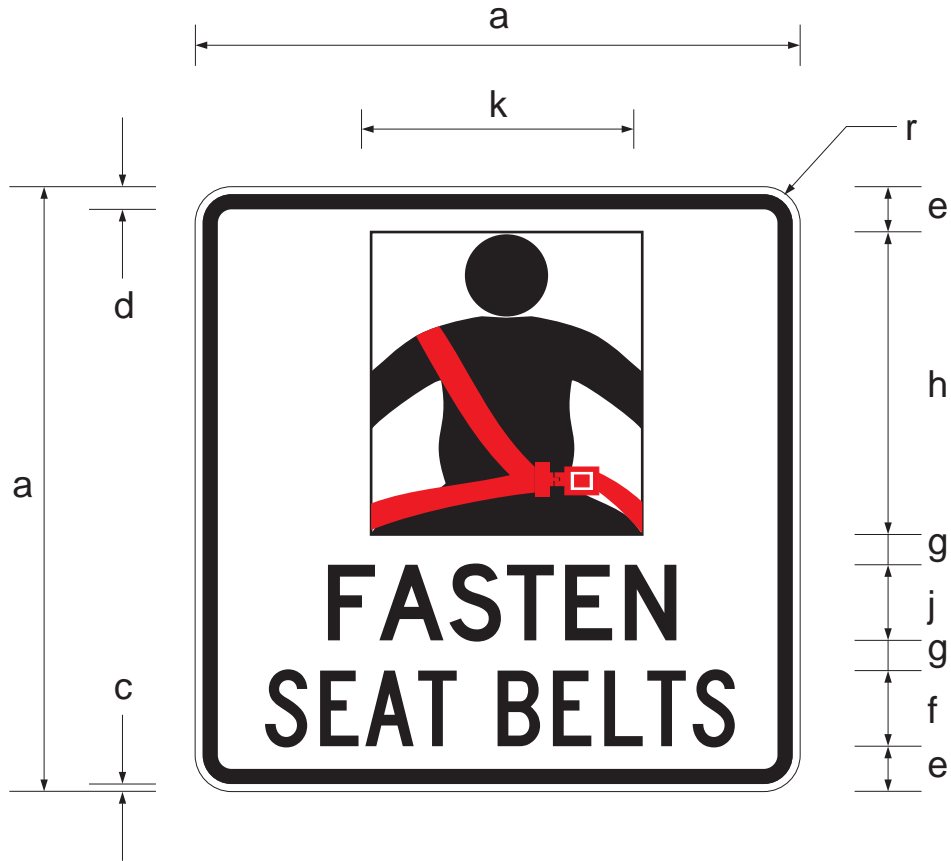
Scale
Not to Scale


PRINCIPAL ENGINEER
(Traffic Engineering)

23/05/16
Date

Page 2 of 2

F	G	H		
---	---	---	--	--




	a	c	d	e	f	g	h	j	k	r
A	400	5	15	30	50C	20	200	50D	180	25
B	600	10	20	45	75C	30	300	75D	270	50

Colour Legend

- Black
- Retroreflective white
- Retroreflective red

Note:

1. Shall be erected at the exits from roadside stopping places and rest areas.
(Refer to Part 6 of the Manual of Uniform Traffic Control Devices)



**Queensland
Government**

**TRAFFIC INSTRUCTION SIGN
"FASTEN SEAT BELTS"**

Department of Transport and Main Roads
Infrastructure Management & Delivery Division

APPROVED AS OFFICIAL TRAFFIC SIGN

G9-Q09

Designed
RH 10/02

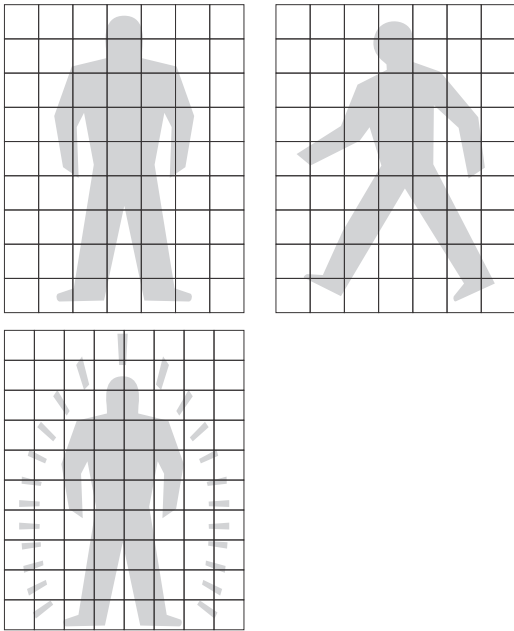
Checked
JD 09/04

Scale
Not to Scale

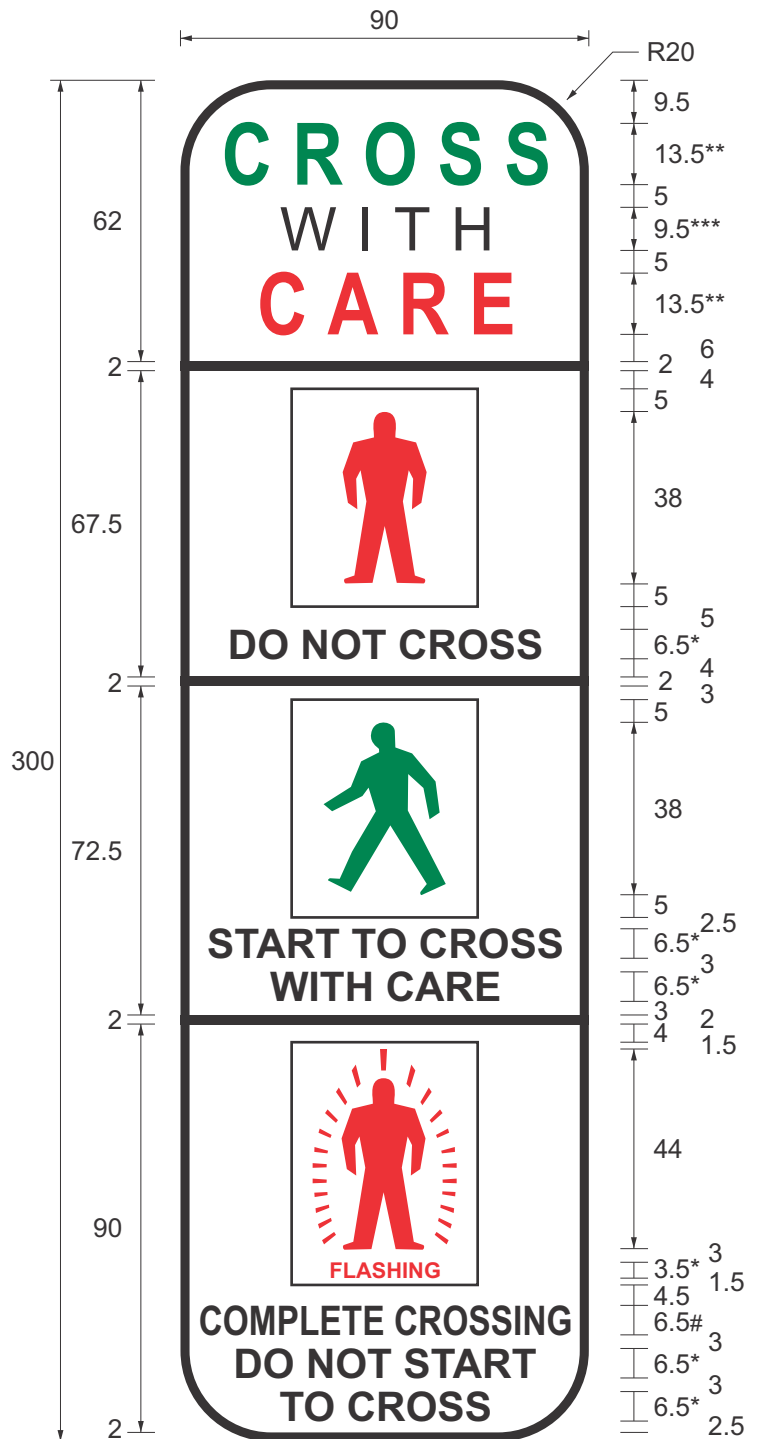
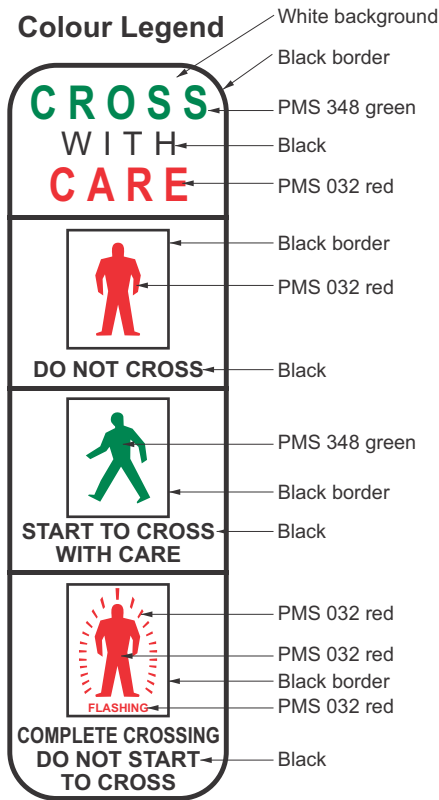
R King
PRINCIPAL ENGINEER
(Traffic Engineering)

23/05/16
Date

F	G			
---	---	--	--	--



Colour Legend



Notes:

1. Screen printing using polyscreen inks, clear coated.
2. Material is adhesive 3M scotch CAL or equivalent with a minimum expected life of 5 years in outdoor applications.
3. Label to be positioned facing the standing pedestrian, 50mm above the top level of pedestrian push button.

- * Arial Bold.
- ** Arial Narrow Bold with character spacing 100% of space width.
- *** Arial Normal with character spacing 120% of space width.
- # Arial Narrow Bold.



Queensland Government

TRAFFIC SIGNAL PEDESTAL ADHESIVE LABEL "CROSS WITH CARE"

Department of Transport and Main Roads
Infrastructure Management & Delivery Division

APPROVED AS OFFICIAL TRAFFIC SIGN

G9-Q10_1

Designed
RH 12/01

Checked
DJ 10/18


Scale
Not to Scale

R King
PRINCIPAL ENGINEER
(Traffic Engineering)

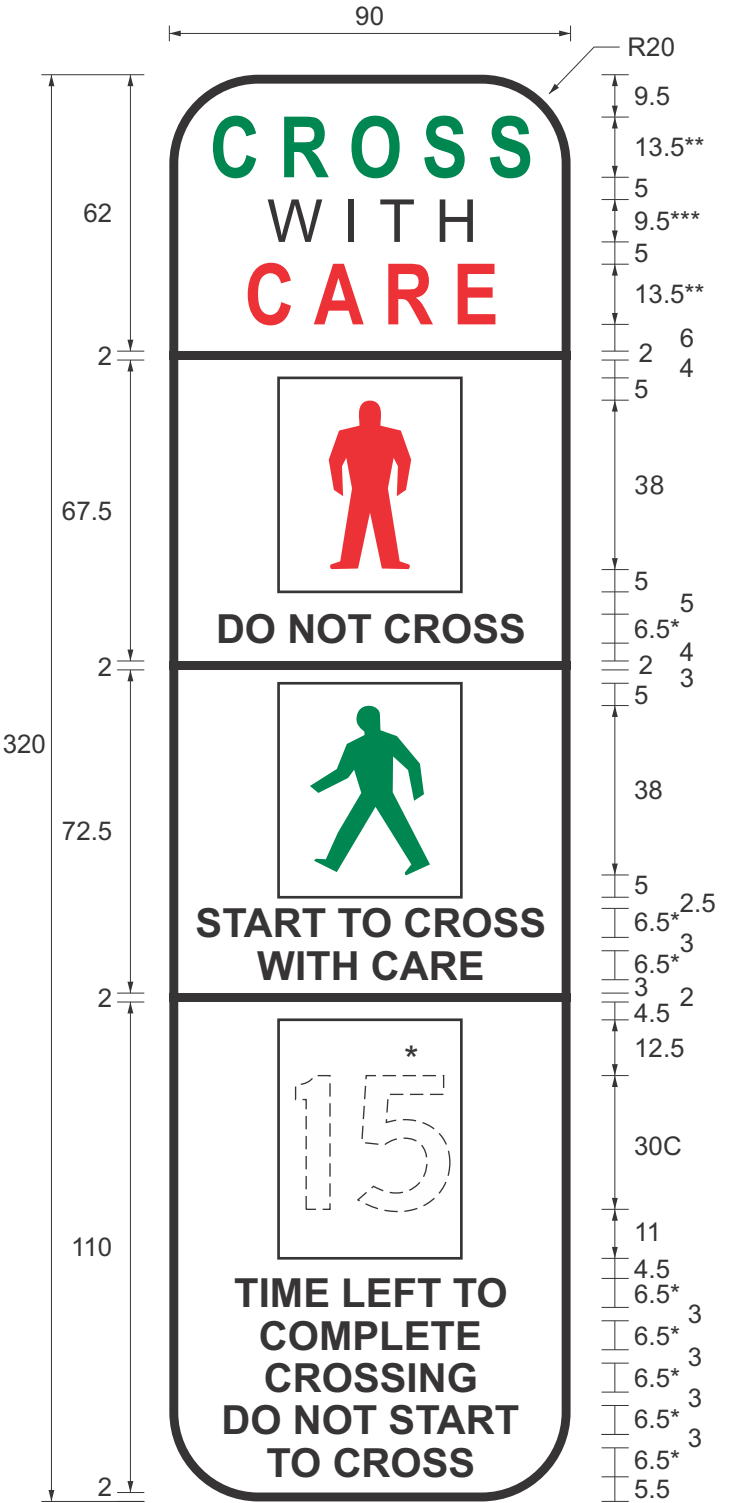
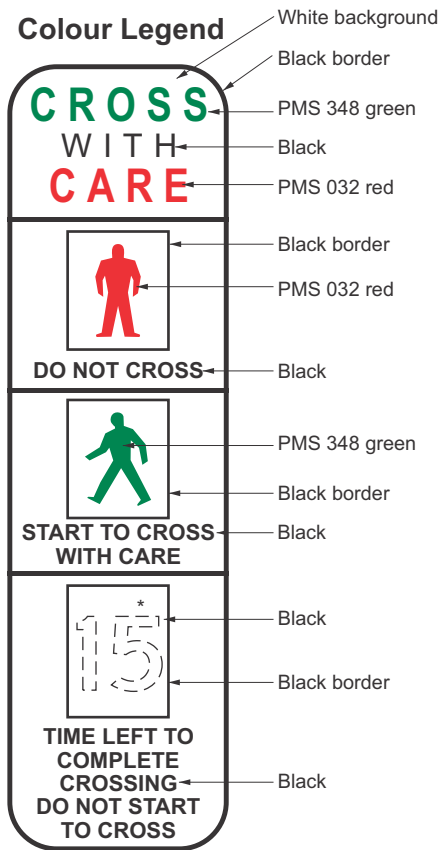
12/10/18
Date

Page 1 of 2

A	B	C		
---	---	---	--	--



Colour Legend



Notes:

1. Screen printing using polyscreen inks, clear coated.
2. Material is adhesive 3M scotch CAL or equivalent with a minimum expected life of 5 years in outdoor applications.
3. Label to be positioned facing the standing pedestrian, 50mm above the top level of pedestrian push button.
4. ## Insert appropriate maximum countdown time. e.g 15.

- * Arial Bold.
- ** Arial Narrow Bold with character spacing 100% of space width.
- *** Arial Normal with character spacing 120% of space width.
- # Arial Narrow Bold.



**Queensland
Government**

**TRAFFIC SIGNAL PEDESTAL
ADHESIVE LABEL
"CROSS WITH CARE" + COUNTDOWN TIME**

Department of Transport and Main Roads
Infrastructure Management & Delivery Division

APPROVED AS OFFICIAL TRAFFIC SIGN

G9-Q10_2

Designed
RH 10/18

Checked
DJ 10/18

Scale
Not to Scale

R King
PRINCIPAL ENGINEER
(Traffic Engineering)

12/10/18
Date

Page 2 of 2

A	B	C	
---	---	---	--



	a	b	c	d	e	f	g	r
G9-Q11A	1200	800	15	45	100	140D	90	100
G9-Q11B	1800	1200	15	45	150	210D	135	100

Colour legend

- Black (legend and border)
- Retroreflective white (background)



**Queensland
Government**

**INFORMATION SIGN
"END ROCKFALL AREA"**

Department of Transport and Main Roads
Infrastructure Management & Delivery Division

APPROVED AS OFFICIAL TRAFFIC SIGN

G9-Q11

Designed
RH 02/03

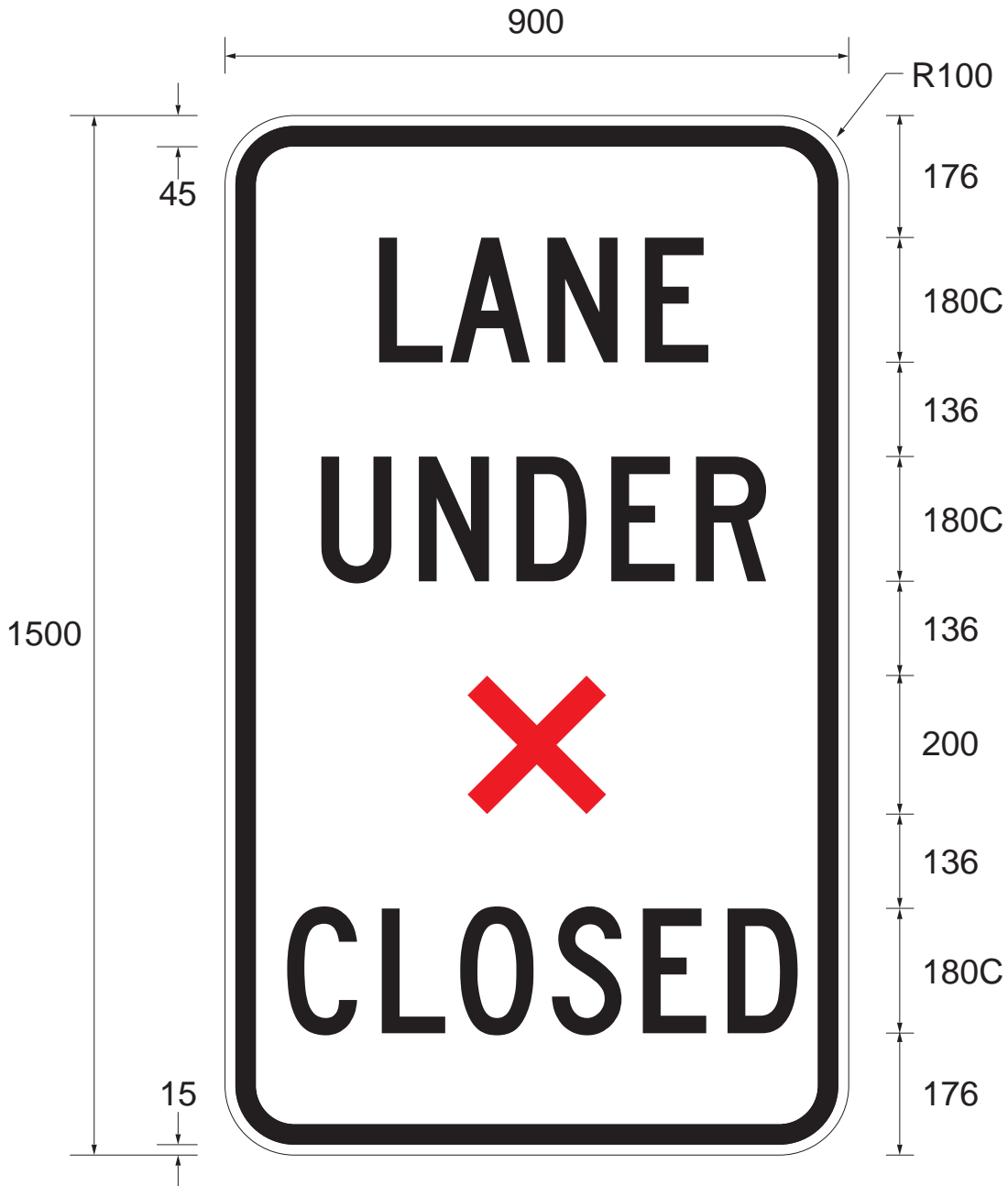
Checked
KB 02/03

Scale
Not to Scale

R King
PRINCIPAL ENGINEER
(Traffic Engineering)

23/05/16
Date

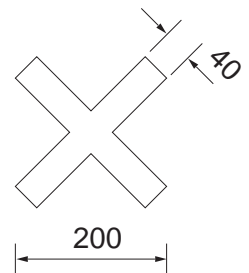
A	B			
---	---	--	--	--



Note: Type 1 stiffeners ar 450 mm spacing.

Colour Legend

- Black (letters and border)
- Class 1 retroreflective red (symbol)
- Class 1 retroreflective white (background)



**Queensland
Government**

LANE ENTRY RESTRICTION SIGN

Department of Transport and Main Roads
Infrastructure Management & Delivery Division

APPROVED AS OFFICIAL TRAFFIC SIGN

G9-Q12

Designed
RH 02/03

Checked
KB 02/03

Scale
Not to Scale

R King
PRINCIPAL ENGINEER
(Traffic Engineering)

23/05/16
Date

A	B			
---	---	--	--	--



	a	b	c	d	e	f	g	h	k	m	r
A	1000	1200	15	45	90	100D	80	60	500	800	100
B	1500	1800	20	60	135	150D	120	90	750	1200	200

Colour Legend

- Retroreflective white
- Black

Notes:

1. This sign may be used in conjunction with the application of a wide centre line treatment.
2. For guidance on wide centreline treatment, refer to the MUTCD Part 2.
3. Size A signs used for speeds of 80 km/h and below. Size B signs to be used for speeds above 80 km/h.
4. For typical sign layout, refer to details on Page 5.
5. For image detail refer wide centre line image detail (1) on page 6.



**Queensland
Government**

**INFORMATION SIGN
WIDE CENTRE LINE TREATMENT
"OVERTAKING NOT PERMITTED"**

Department of Transport and Main Roads
Infrastructure Management & Delivery Division

APPROVED AS OFFICIAL TRAFFIC SIGN

30/10/24
Date

G9-Q14_1

Page 1 of 9

Designed
RH 06/23

Checked
RSN 10/24

Scale
Not to Scale

A/PRINCIPAL ENGINEER
(Traffic Engineering Practice)

A	B	C		
---	---	---	--	--



	a	b	c	d	e	f	g	h	k	m	r
A	1000	1200	15	45	90	100D	80	60	500	800	100
B	1500	1800	20	60	135	150D	120	90	750	1200	200

Colour Legend

- Retroreflective white
- Black

Notes:

1. This sign may be used in conjunction with the application of a wide centre line treatment.
2. For guidance on wide centreline treatment, refer to the MUTCD Part 2.
3. Size A signs used for speeds of 80 km/h and below. Size B signs to be used for speeds above 80 km/h.
4. For typical sign layout, refer to details on Page 5.
5. For image detail refer wide centre line image detail (2) on page 7.



**Queensland
Government**

**INFORMATION SIGN
WIDE CENTRE LINE TREATMENT
"OVERTAKING NOT PERMITTED"**

Department of Transport and Main Roads
Infrastructure Management & Delivery Division

APPROVED AS OFFICIAL TRAFFIC SIGN

[Signature]

30/10/24
Date

G9-Q14_2

Page 2 of 9

Designed
RH 06/23

Checked
RSN 10/24

Scale
Not to Scale

A/PRINCIPAL ENGINEER
(Traffic Engineering Practice)

A	B	C		
---	---	---	--	--



	a	b	c	d	e	f	g	h	k	m	r
A	1000	1200	15	45	90	100D	80	60	500	800	100
B	1500	1800	20	60	135	150D	120	90	750	1200	200

Colour Legend

- Retroreflective white
- Black

Notes:

1. This sign may be used in conjunction with the application of a wide centre line treatment.
2. For guidance on wide centreline treatment, refer to the MUTCD Part 2.
3. Size A signs used for speeds of 80 km/h and below. Size B signs to be used for speeds above 80 km/h.
4. For typical sign layout, refer to details on Page 5.
5. For image detail refer wide centre line image detail (3) on page 8.



**Queensland
Government**

**INFORMATION SIGN
WIDE CENTRE LINE TREATMENT
"OVERTAKING PERMITTED WHEN SAFE"**

Department of Transport and Main Roads
Infrastructure Management & Delivery Division

APPROVED AS OFFICIAL TRAFFIC SIGN

[Signature]

30/10/24
Date

G9-Q14_3

Page 3 of 9

Designed
RH 06/23

Checked
RSN 10/24

Scale
Not to Scale

A/PRINCIPAL ENGINEER
(Traffic Engineering Practice)

A	B	C		
---	---	---	--	--



	a	b	c	d	e	f	g	h	k	m	r
A	1000	1200	15	45	90	100D	80	60	500	800	100
B	1500	1800	20	60	135	150D	120	90	750	1200	200

Colour Legend

- Retroreflective white
- Black

Notes:

1. This sign may be used in conjunction with the application of a wide centre line treatment.
2. For guidance on wide centreline treatment, refer to the MUTCD Part 2.
3. Size A signs used for speeds of 80 km/h and below. Size B signs to be used for speeds above 80 km/h.
4. For typical sign layout, refer to details on Page 5.
5. For image detail refer wide centre line image detail (4) on page 9.



**Queensland
Government**

**INFORMATION SIGN
WIDE CENTRE LINE TREATMENT
"OVERTAKING PERMITTED WHEN SAFE"**

Department of Transport and Main Roads
Infrastructure Management & Delivery Division

APPROVED AS OFFICIAL TRAFFIC SIGN

[Signature]

30/10/24
Date

G9-Q14_4

Page 4 of 9

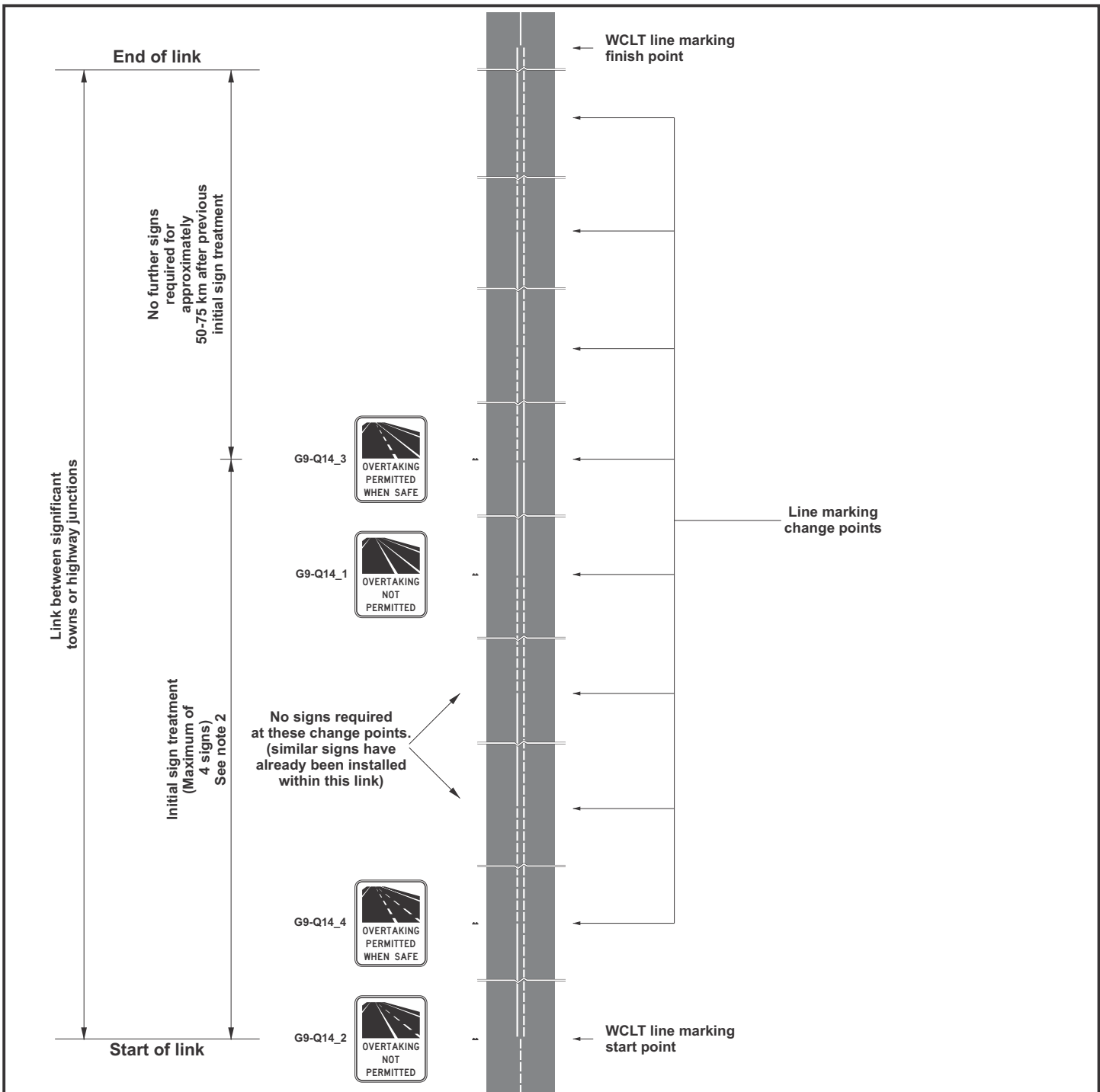
Designed
RH 06/23

Checked
RSN 10/24

Scale
Not to Scale

A/PRINCIPAL ENGINEER
(Traffic Engineering Practice)

A	B	C		
---	---	---	--	--



Notes

1. For specific sign details refer to relevant pages 1 to 4.
2. A maximum of 4 signs to be installed at the start of and in each direction of a link that exists between significant towns or highway junctions. These signs are to be installed as part of the "initial sign treatment" with a sign change occurring only at each initial change of wide centre line treatment (WCLT) line marking.
3. After the initial sign treatment, further signs are generally not to be spaced any closer than 50-75 km apart (in many instances they will be greater than 100 km apart).



Queensland Government

**INFORMATION SIGN
WIDE CENTRE LINE TREATMENT
"TYPICAL SIGN LAYOUT"**

Department of Transport and Main Roads
Infrastructure Management & Delivery Division

APPROVED AS OFFICIAL TRAFFIC SIGN

[Signature]

30/10/24
Date

G9-Q14_5

Page 5 of 9

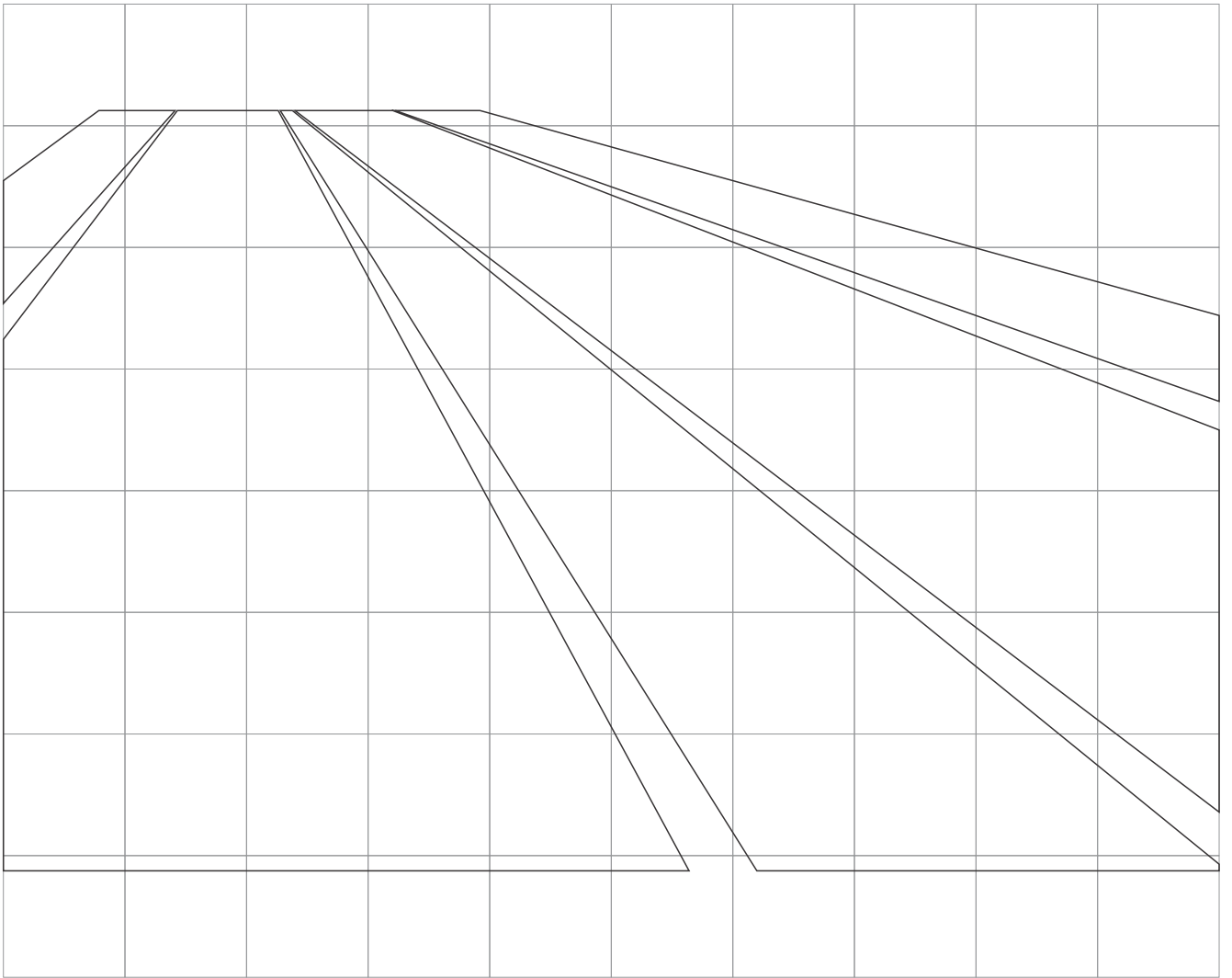
Designed
RH 06/23

Checked
RSN 10/24

Scale
Not to Scale

A/PRINCIPAL ENGINEER
(Traffic Engineering Practice)

A	B	C		
---	---	---	--	--



Note: For sign details see page 1.



**Queensland
Government**

**INFORMATION SIGN
WIDE CENTRE LINE IMAGE DETAIL(1)**

Department of Transport and Main Roads
Infrastructure Management & Delivery Division

APPROVED AS OFFICIAL TRAFFIC SIGN

30/10/24
Date

G9-Q14_6

Page 6 of 9

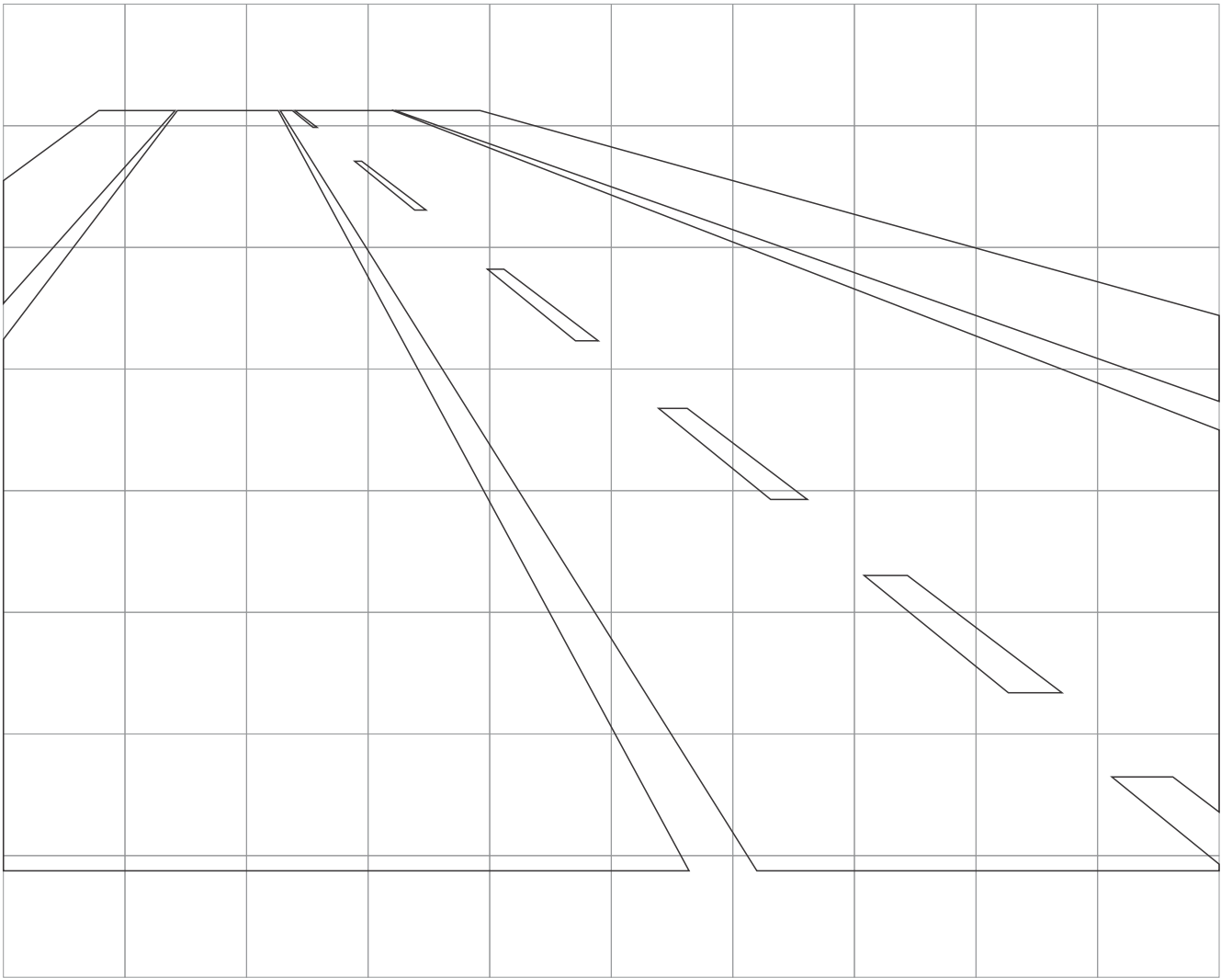
Designed
RH 06/23

Checked
RSN 10/24

Scale
Not to Scale

A/PRINCIPAL ENGINEER
(Traffic Engineering Practice)

A	B	C	
---	---	---	--



Note: For sign details see page 2.



**Queensland
Government**

Department of Transport and Main Roads
Infrastructure Management & Delivery Division

**INFORMATION SIGN
WIDE CENTRE LINE IMAGE DETAIL(2)**

APPROVED AS OFFICIAL TRAFFIC SIGN

[Handwritten Signature]

A/PRINCIPAL ENGINEER
(Traffic Engineering Practice)

30/10/24
Date

G9-Q14_7

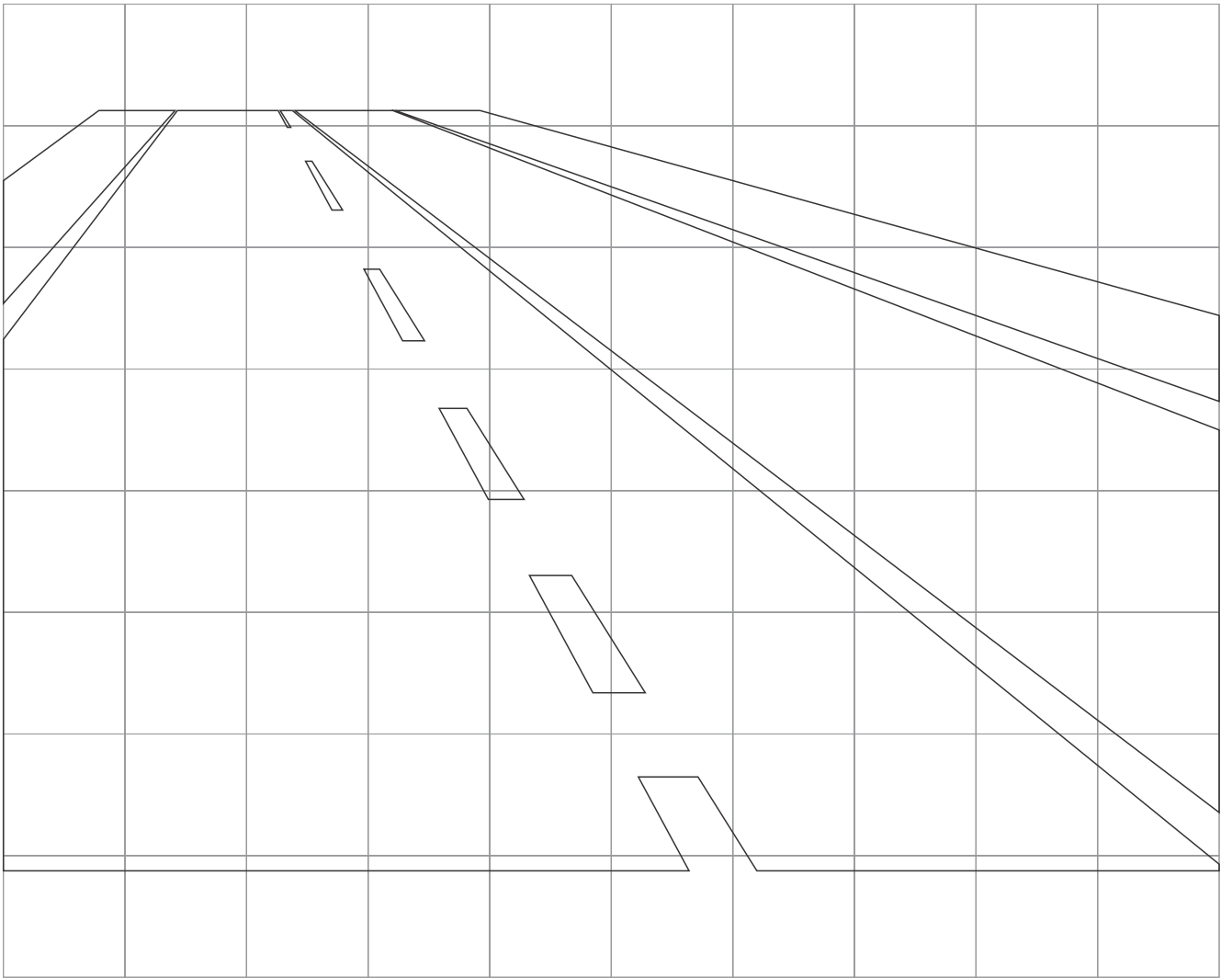
Page 7 of 9

Designed
RH 06/23

Checked
RSN 10/24

Scale
Not to Scale

A	B	C	
---	---	---	--



Note: For sign details see page 3.



**Queensland
Government**

**INFORMATION SIGN
WIDE CENTRE LINE IMAGE DETAIL(3)**

Department of Transport and Main Roads
Infrastructure Management & Delivery Division

APPROVED AS OFFICIAL TRAFFIC SIGN

30/10/24
Date

G9-Q14_8

Page 8 of 9

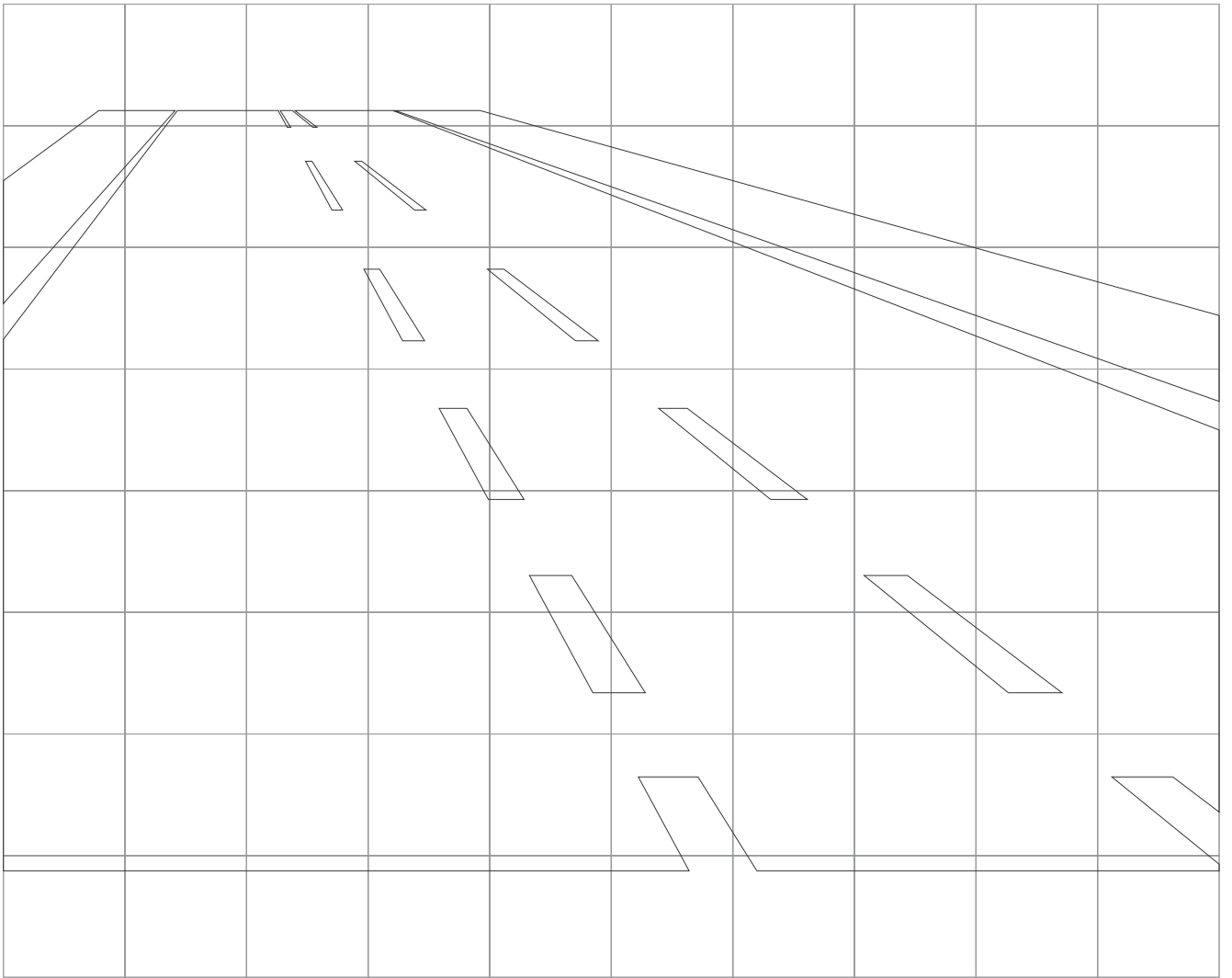
Designed
RH 06/23

Checked
RSN 10/24

Scale
Not to Scale

A/PRINCIPAL ENGINEER
(Traffic Engineering Practice)

A	B	C	
---	---	---	--



Note: For sign details see page 4.



**Queensland
Government**

**INFORMATION SIGN
WIDE CENTRE LINE IMAGE DETAIL(4)**

Department of Transport and Main Roads
Infrastructure Management & Delivery Division

APPROVED AS OFFICIAL TRAFFIC SIGN

30/10/24
Date

G9-Q14_9

Page 9 of 9

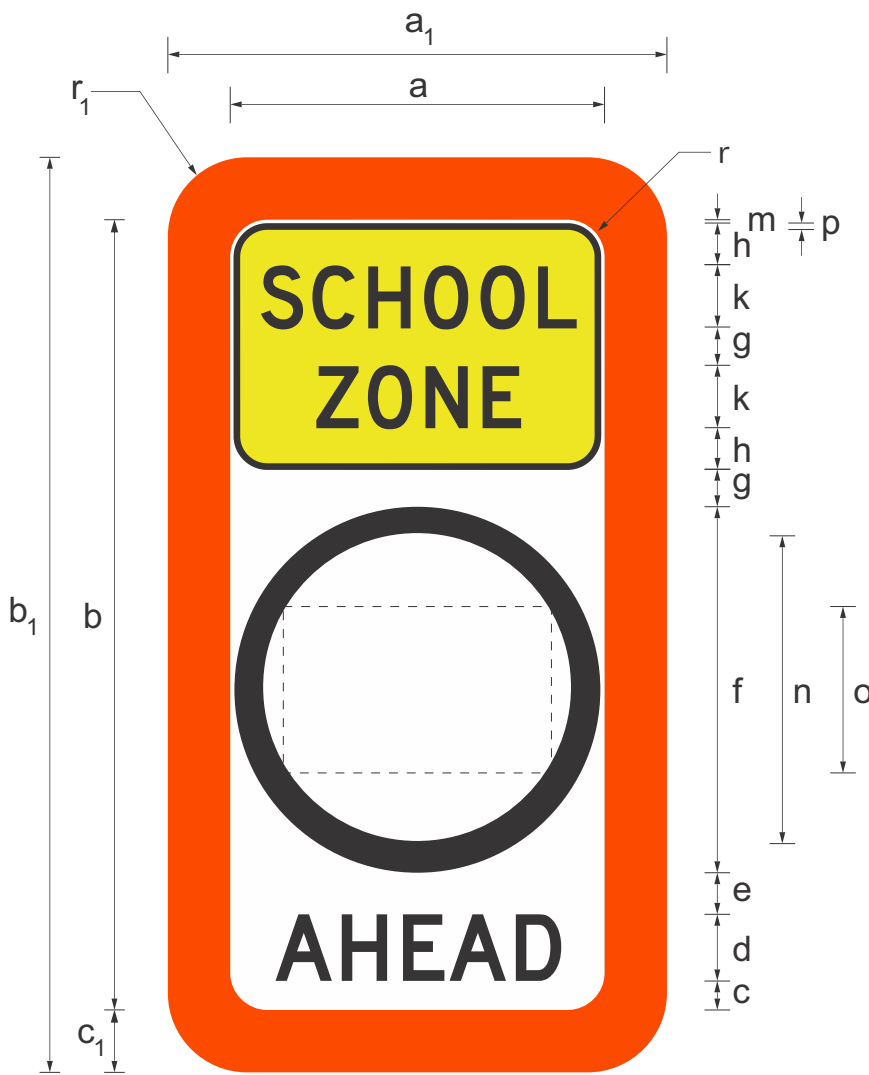
Designed
RH 06/23

Checked
RSN 10/24

Scale
Not to Scale

A/PRINCIPAL ENGINEER
(Traffic Engineering Practice)

A	B	C	
---	---	---	--



	A	B	C
a	450	600	900
b	950	1250	1900
c	35	45	70
d	80D	105D	160D
e	50	66	100
f	440	585	880
g	45	60	90
h	50	66	100
k	75D	100D	150D
m	4	6	8
n	370	492	740
o	200D	260D	400D
p	8	12	16
r	40	50	75
a ₁	600	800	1200
b ₁	1100	1450	2200
c ₁	75	100	150
r ₁	75	100	150

Note: For guidance on the use of this sign refer to the Queensland MUTCD Part 4.

Colour Legend

- Class 400 retroreflective white
- Black
- Class 400 retroreflective fluorescent yellow green
- Class 400 retroreflective fluorescent orange (target board edge strip)



**Queensland
Government**

**SCHOOL ZONE
SPEED LIMIT AHEAD**

Department of Transport and Main Roads
Infrastructure Management & Delivery Division

APPROVED AS OFFICIAL TRAFFIC SIGN

22/05/25
Date

G9-040-Q01

Designed
RH 05/25

Checked
DJ 05/25

Scale
Not to Scale

A/PRINCIPAL ENGINEER
(Traffic Engineering Practice)

A				
---	--	--	--	--



	a	b	c	d	e	f	g	r
A	450	300	5	15	45	50D	30	25
B	600	400	10	30	60	70D	35	50
C	900	600	15	45	90	100D	60	100
D	1200	800	15	45	120	140D	70	100

Note: For guidance on the use of this sign refer to the Queensland MUTCD Part 4.

Colour Legend

- Class 400 retroreflective white
- Black



**Queensland
Government**

**BRIDGE DAMAGE CONTROL
SUPPLEMENTARY PLATE**

Department of Transport and Main Roads
Infrastructure Management & Delivery Division

APPROVED AS OFFICIAL TRAFFIC SIGN

24/04/25
Date

G9-040-Q02

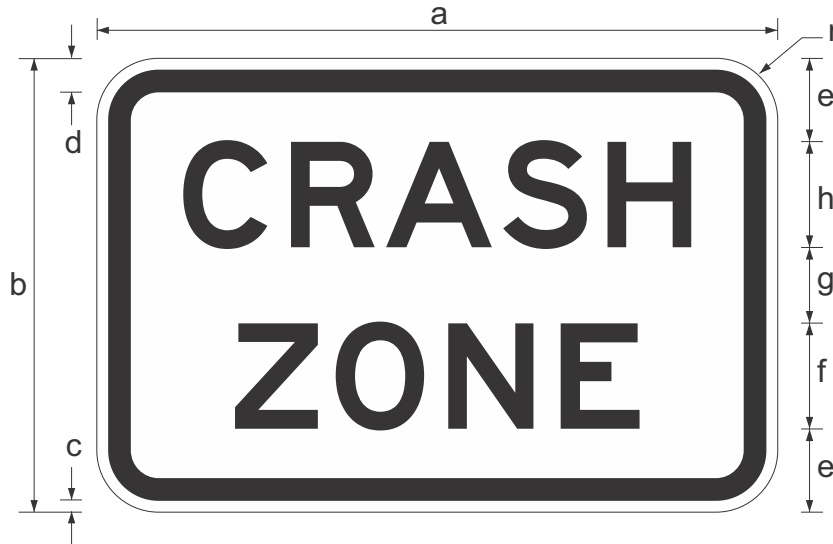
Designed
RH 04/25

Checked
JP 04/25

Scale
Not to Scale

A/PRINCIPAL ENGINEER
(Traffic Engineering Practice)

A				
---	--	--	--	--



	a	b	c	d	e	f	g	r
A	450	300	5	15	55	70E	50	25
B	600	400	10	30	75	90E	70	50
C	900	600	15	45	110	140E	100	100
D	1200	800	15	45	150	180E	140	100

Note: For guidance on the use of this sign refer to the Queensland MUTCD Part 4.

Colour Legend

 Class 400 retroreflective white

 Black



**Queensland
Government**

**CRASH ZONE
SUPPLEMENTARY PLATE**

Department of Transport and Main Roads
Infrastructure Management & Delivery Division

APPROVED AS OFFICIAL TRAFFIC SIGN

24/04/25
Date

G9-040-Q03

Designed
RH 04/25

Checked
JP 04/25

Scale
Not to Scale

A/PRINCIPAL ENGINEER
(Traffic Engineering Practice)

A				
---	--	--	--	--



	a	b	c	d	e	f	g	r
A	450	300	5	15	45	50E	30	25
B	600	400	5	15	60	70E	35	25
C	900	600	10	30	90	100E	60	50
D	1200	800	15	45	120	140E	70	100

Note: For guidance on the use of this sign refer to the Queensland MUTCD Part 4.

Colour Legend

- Black
- Class 400 retroreflective red
- Class 400 retroreflective white



Example



**Queensland
Government**

**HIGH ACTIVITY ZONE
SUPPLEMENTARY PLATE**

Department of Transport and Main Roads
Infrastructure Management & Delivery Division

APPROVED AS OFFICIAL TRAFFIC SIGN

24/04/25
Date

G9-040-Q04

Designed
RH 04/25

Checked
JP 04/25

Scale
Not to Scale

A/PRINCIPAL ENGINEER
(Traffic Engineering Practice)

A				
---	--	--	--	--



	a	b	c	d	e	f	r
A	450	300	5	15	60	60D	25
B	600	400	5	15	80	80D	25
C	900	600	10	30	120	120D	50
D	1200	800	15	45	160	160D	100

Note: For guidance on the use of this sign refer to the Queensland MUTCD Part 4.

Colour Legend



Black



Class 400 retroreflective white



**Queensland
Government**

**HOSPITAL ZONE
SUPPLEMENTARY PLATE**

Department of Transport and Main Roads
Infrastructure Management & Delivery Division

APPROVED AS OFFICIAL TRAFFIC SIGN

24/04/25
Date

G9-040-Q05

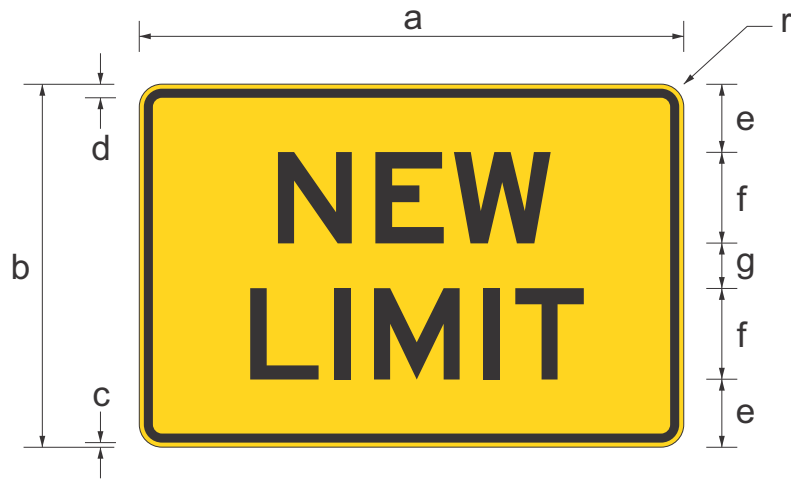
Designed
RH 04/25

Checked
JP 04/25

Scale
Not to Scale

A/PRINCIPAL ENGINEER
(Traffic Engineering Practice)

A				
---	--	--	--	--



	a	b	c	d	e	f	g	r
A	450	300	5	15	56	75E	38	25
B	600	400	5	15	75	100E	50	25
C	900	600	10	30	112	150E	76	50
D	1200	800	15	45	150	200E	100	100

Note: For guidance on the use of this sign refer to the Queensland MUTCD Part 4.

Colour Legend

- Class 400 retroreflective yellow
- Black



**Queensland
Government**

**NEW LIMIT
SUPPLEMENTARY PLATE**

Department of Transport and Main Roads
Infrastructure Management & Delivery Division

APPROVED AS OFFICIAL TRAFFIC SIGN

24/04/25
Date

G9-040-Q06


Designed
RH 04/25

Checked
JP 04/25


Scale
Not to Scale

A/PRINCIPAL ENGINEER
(Traffic Engineering Practice)

A				
---	--	--	--	--



	a	b	c	d	e	f	g	m	n	o	r
SIZE B	600	450	140	80C	30	40	120	150	75	75	50
SIZE C	900	675	210	120C	45	60	180	225	112	113	100
SIZE D	1200	900	280	160D	60	80	240	300	150	150	100



R4-1

Note: For guidance on the use of this sign refer to the Queensland MUTCD Part 4.

Colour Legend

- Class 400 retroreflective white
- Black

Example



**Queensland
Government**

**SETTLEMENT
SUPPLEMENTARY PLATE**

Department of Transport and Main Roads
Infrastructure Management & Delivery Division

APPROVED AS OFFICIAL TRAFFIC SIGN

24/04/25
Date

G9-040-Q07


Designed
RH 04/25

Checked
JP 04/25

Scale
Not to Scale

A/PRINCIPAL ENGINEER
(Traffic Engineering Practice)

A				
---	--	--	--	--



	a	b	c	d	e	f	h	g	r
A	450	300	5	15	60	65D	65C	50	25
B	600	400	5	15	80	85D	85C	70	25
C	900	600	10	30	120	130D	130C	100	50
D	1200	800	15	45	160	170D	170C	140	100

Note: For guidance on the use of this sign refer to the Queensland MUTCD Part 4.

Colour Legend

- Class 400 retroreflective white
- Black



**Queensland
Government**

**RAILWAY CROSSING
SUPPLEMENTARY PLATE**

Department of Transport and Main Roads
Infrastructure Management & Delivery Division

APPROVED AS OFFICIAL TRAFFIC SIGN

22/05/25
Date

G9-040-Q08

Designed
RH 05/25

Checked
DJ 05/25

Scale
Not to Scale

A/PRINCIPAL ENGINEER
(Traffic Engineering Practice)

A				
---	--	--	--	--



Note: For guidance on the use of this sign refer to the Queensland MUTCD Part 4.

Colour Legend

- Class 400 retroreflective white
- Black
- Class 400 retroreflective fluorescent orange (target board edge strip)



**Queensland
Government**

110 km/h ZONE ENDS 500 m

Department of Transport and Main Roads
Infrastructure Management & Delivery Division

APPROVED AS OFFICIAL TRAFFIC SIGN

13/05/25
Date

G9-040-Q09

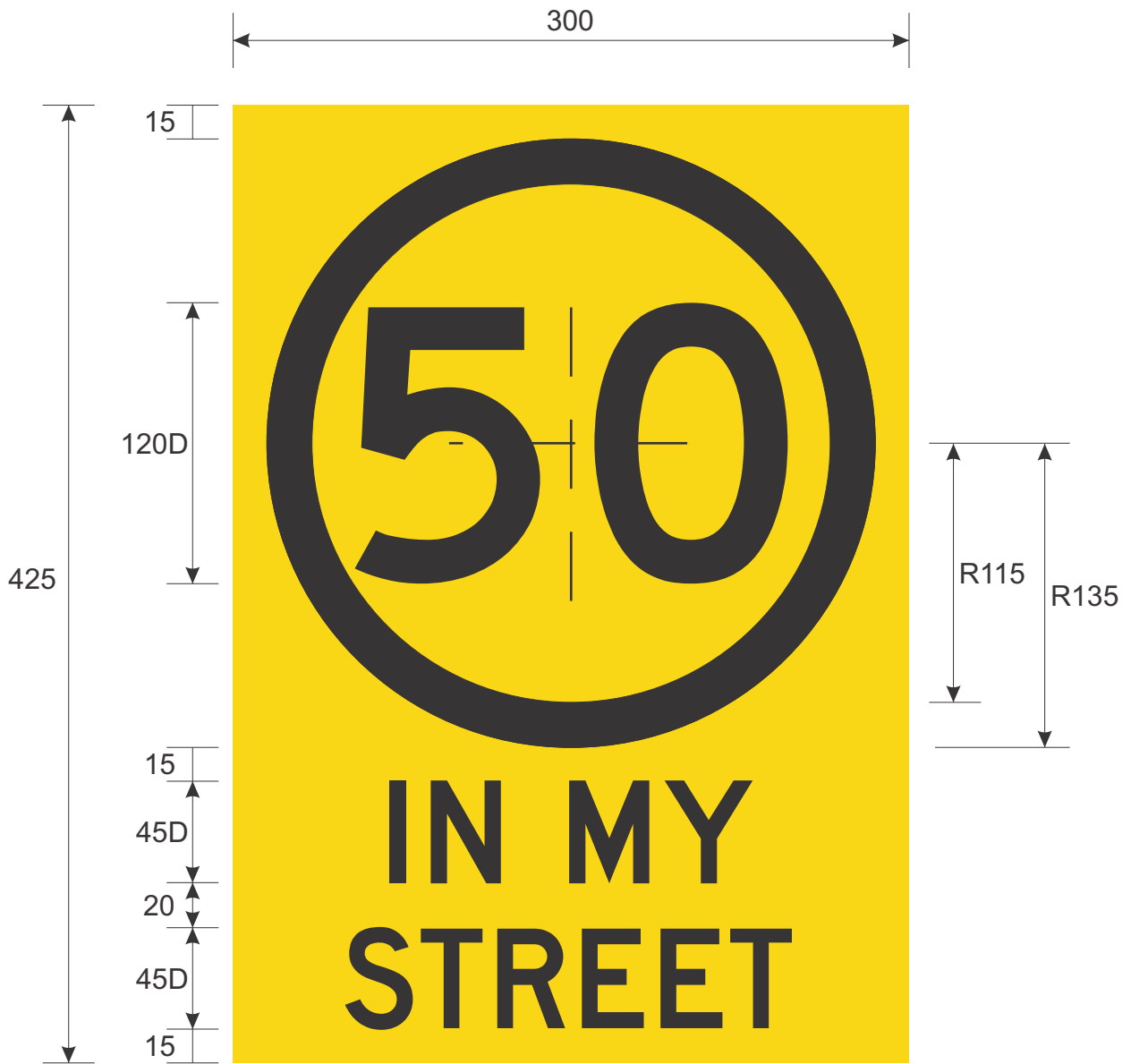
Designed
RH 05/25

Checked
DJ 05/25

Scale
Not to Scale

A/PRINCIPAL ENGINEER
(Traffic Engineering Practice)

A				
---	--	--	--	--



Note: For guidance on the use of this sign refer to the Queensland MUTCD Part 4.

Colour Legend

- Black
- Class 400 retroreflective yellow



**Queensland
Government**

**WHEELIE BIN
SPEED REMINDER STICKER**

Department of Transport and Main Roads
Infrastructure Management & Delivery Division

APPROVED AS OFFICIAL TRAFFIC SIGN

[Signature]

13/05/25
Date

G9-040-Q10_1
Page 1 of 2

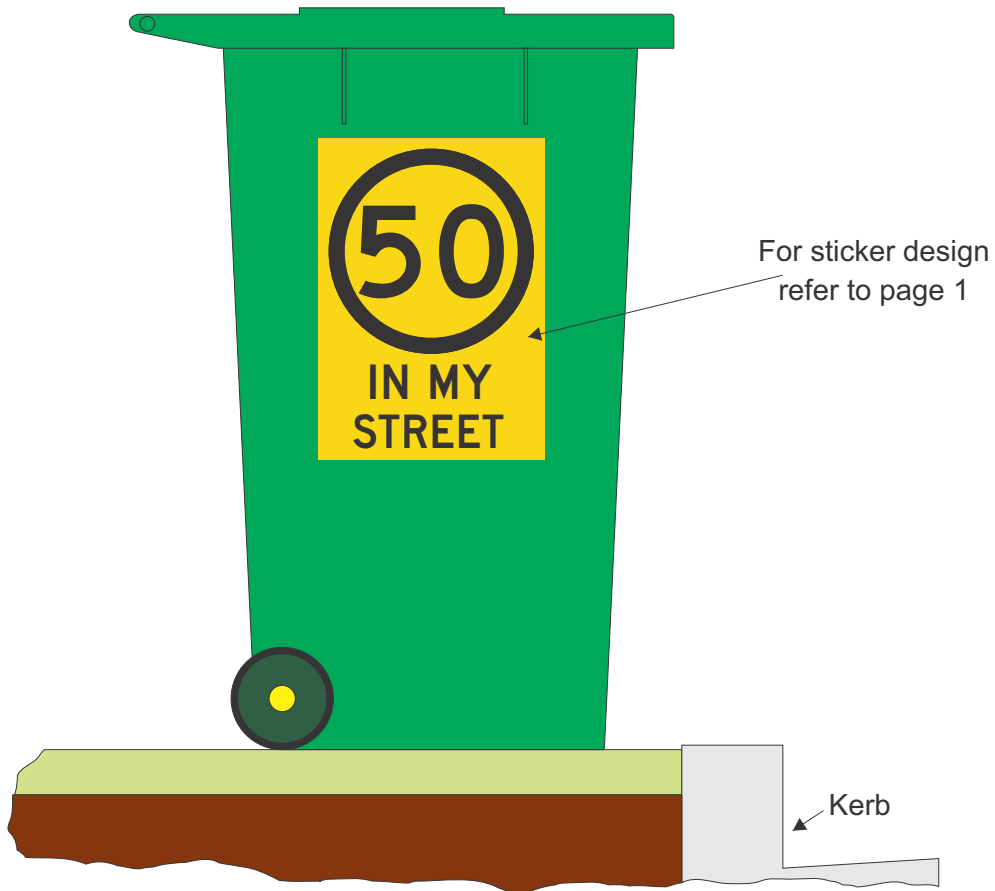
Designed
RH 05/25

Checked
DJ 05/25

Scale
Not to Scale

A/PRINCIPAL ENGINEER
(Traffic Engineering Practice)

A			
---	--	--	--



Notes:

1. The sticker is to be placed on one side of the wheelie bin only and located in a position that will not be subject to damage by the lifting forks of the collection vehicle.
2. Sticker to be installed only by a local authority officer or an authorised representative.
3. The bin with a sticker is only permitted to be displayed the night before and during the day of collection.



**Queensland
Government**

**WHEELIE BIN
SPEED REMINDER STICKER
APPLICATION**

Department of Transport and Main Roads
Infrastructure Management & Delivery Division

APPROVED AS OFFICIAL TRAFFIC SIGN

13/05/25
Date

G9-040-Q10_2
Page 2 of 2

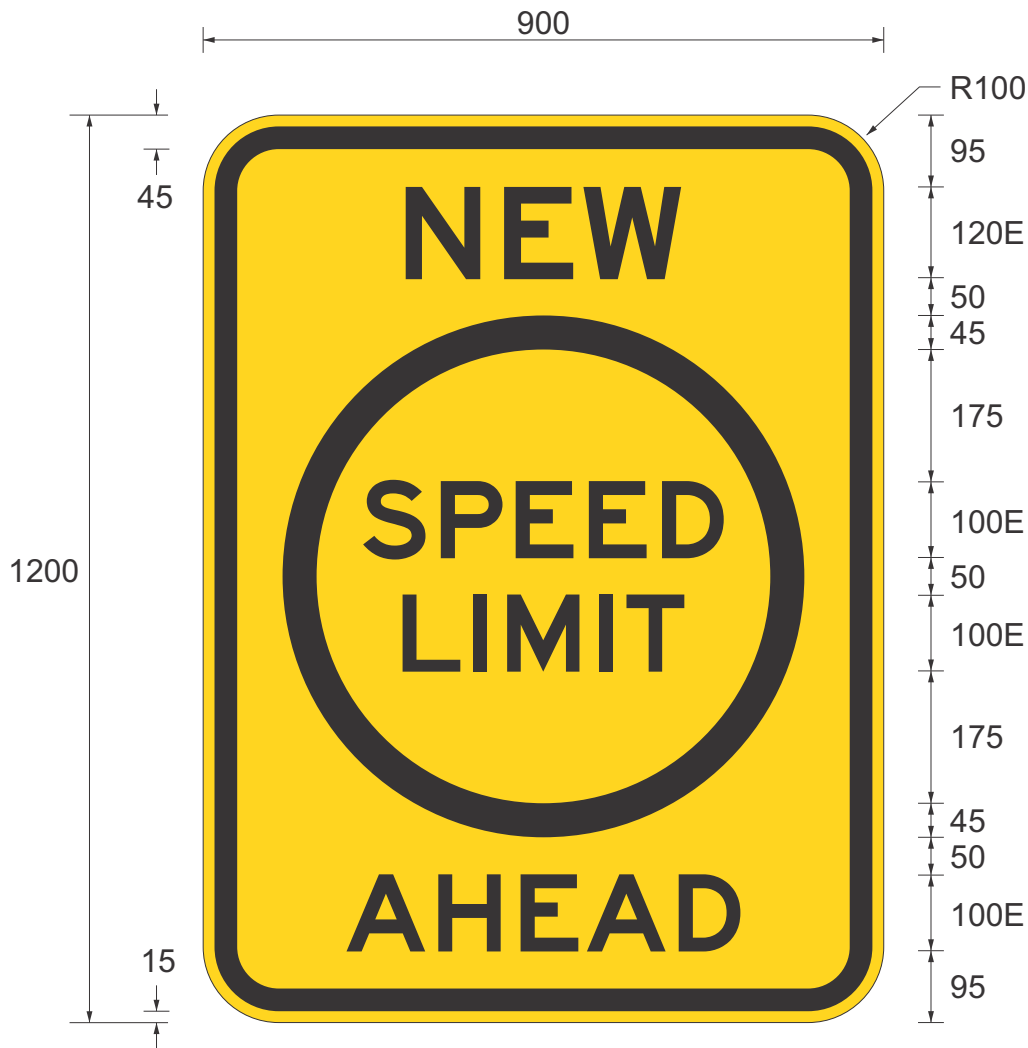
Designed
RH 05/25

Checked
DJ 05/25

Scale
Not to Scale

A/PRINCIPAL ENGINEER
(Traffic Engineering Practice)

A			
---	--	--	--



Note: For guidance on the use of this sign refer to the Queensland MUTCD Part 4.

Colour Legend

- Class 400 retroreflective yellow
- Black



**Queensland
Government**

NEW SPEED LIMIT AHEAD

Department of Transport and Main Roads
Infrastructure Management & Delivery Division

APPROVED AS OFFICIAL TRAFFIC SIGN

19/05/25
Date

G9-040-Q11


Designed
RH 05/25

Checked
DJ 05/25

Scale
Not to Scale

A/PRINCIPAL ENGINEER
(Traffic Engineering Practice)

A				
---	--	--	--	--



	a	b	c	d	e	f	g	h	k	r
A	450	600	10	30	52	45D	22	39	278	50
B	600	800	15	45	70	60D	30	50	370	100
C	900	1200	20	60	104	90D	44	78	556	100
D	1200	1600	30	90	140	120D	60	100	740	200

Note: For guidance on the use of this sign refer to the Queensland MUTCD Part 4.

Colour Legend

- Black
- Class 400 retroreflective white



Example of use



**Queensland
Government**

HIGH ACTIVITY ZONE

Department of Transport and Main Roads
Infrastructure Management & Delivery Division

APPROVED AS OFFICIAL TRAFFIC SIGN

24/04/25
Date

G9-040-Q12


Designed
RH 04/25

Checked
JP 04/25

Scale
Not to Scale


A/PRINCIPAL ENGINEER
(Traffic Engineering Practice)

A			
---	--	--	--



	a	b	c	d	e	f	g	h	m	n	o	p	q	s	u	v	r ₁	r ₂
A	900	1600	15	45	80	90D	60	90	120C	40	330	80	100C	50	150D	1240	100	65
B	1200	2100	15	45	100	120D	80	120	160C	50	440	100	130C	60	200D	1650	100	85

Examples



Colour Legend

- Class 400 retroreflective white
- Black

Notes:

1. For guidance on the use of this sign refer to the Queensland MUTCD Part 4.
2. * Insert appropriate speed, e.g. 80.
3. ** Insert appropriate name, e.g. BRIBIE ISLAND.
4. # Insert appropriate text:
ON BEACHES
ON ACCESS TRACKS
ON BEACH



**Queensland
Government**

**ADVISORY SPEED -
ON BEACHES/ACCESS TRACKS**

Department of Transport and Main Roads
Infrastructure Management & Delivery Division

APPROVED AS OFFICIAL TRAFFIC SIGN

[Signature]

19/05/25
Date

G9-040-Q13_1

Page 1 of 2

Designed
RH 05/25

Checked
DJ 05/25

Scale
Not to Scale

A/PRINCIPAL ENGINEER
(Traffic Engineering Practice)

A				
---	--	--	--	--



	a	b	c	d	e	f	g	h	m	n	o	p	u	r
A	900	1300	15	45	80	90D	60	90	120C	40	330	70	150D	100
B	1200	1800	15	45	100	120D	80	120	160C	100	440	120	200D	100

Examples



Colour Legend

- Class 400 retroreflective white
- Black

Notes:

1. For guidance on the use of this sign refer to the Queensland MUTCD Part 4.
2. * Insert appropriate speed, e.g. 80.
3. ** Insert appropriate text:
ON BEACHES
ON ACCESS TRACKS
ON BEACH



**Queensland
Government**

**ADVISORY SPEED -
ON BEACHES/ACCESS TRACKS**

Department of Transport and Main Roads
Infrastructure Management & Delivery Division

APPROVED AS OFFICIAL TRAFFIC SIGN

[Signature]

19/05/25
Date

G9-040-Q13_2

Page 2 of 2

Designed
RH 05/25

Checked
DJ 05/25

Scale
Not to Scale

A/PRINCIPAL ENGINEER
(Traffic Engineering Practice)

A				
---	--	--	--	--



	a	b	c	d	e	f	g	h	k	m	n	o	p	q	s	t	u	v	r ₁	r ₂
A	2000	1100	15	45	80	120C	120	130C	180	160	120E	60	834	250	270	40	120D	120CN	100	25
B	2600	1400	20	60	90	160C	150	170C	230	200	160E	70	1084	325	350	52	160D	160CN	200	30
C	3900	2100	25	75	135	240C	225	255C	345	300	240E	105	1626	487	525	78	240D	240CN	300	45

Notes:

1. For guidance on the use of this sign refer to the Queensland MUTCD Part 4.
2. * Insert appropriate speed, e.g. 80 or 30.
3. ** Insert appropriate island name, e.g. BRIBIE ISLAND.
4. For enhancement of the drive to prevailing beach conditions message see supplementary plate G9-040-Q14_2.



Example

Colour Legend

- Class 400 retroreflective white
- Black



**Queensland
Government**

**ADVISORY SPEED -
ON BEACHES/ACCESS TRACKS**

Department of Transport and Main Roads
Infrastructure Management & Delivery Division

APPROVED AS OFFICIAL TRAFFIC SIGN

19/05/25
Date

G9-040-Q14_1

Page 1 of 2

Designed
RH 05/25

Checked
DJ 05/25

Scale
Not to Scale

A/PRINCIPAL ENGINEER
(Traffic Engineering Practice)

A				
---	--	--	--	--



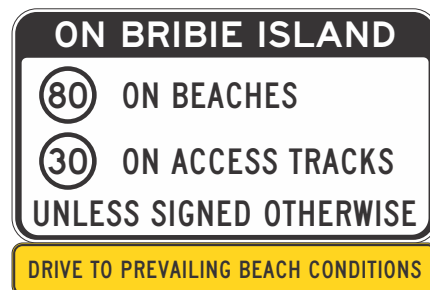
	a	b	c	d	e	r
A	2000	250	5	15	80C	25
B	2600	350	5	15	105C	25
C	3900	500	10	30	160C	50

Notes:

1. For guidance on the use of this sign refer to the Queensland MUTCD Part 4.
2. This supplementary plate sign may be installed with G9-040-Q14_1 where required as an enhancement.

Colour Legend

- Class 400 retroreflective yellow
- Black



Example



**Queensland
Government**

**DRIVE TO PREVAILING BEACH CONDITIONS
SUPPLEMENTARY PLATE**

Department of Transport and Main Roads
Infrastructure Management & Delivery Division

APPROVED AS OFFICIAL TRAFFIC SIGN

[Signature]

19/05/25
Date

G9-040-Q14_2

Page 2 of 2

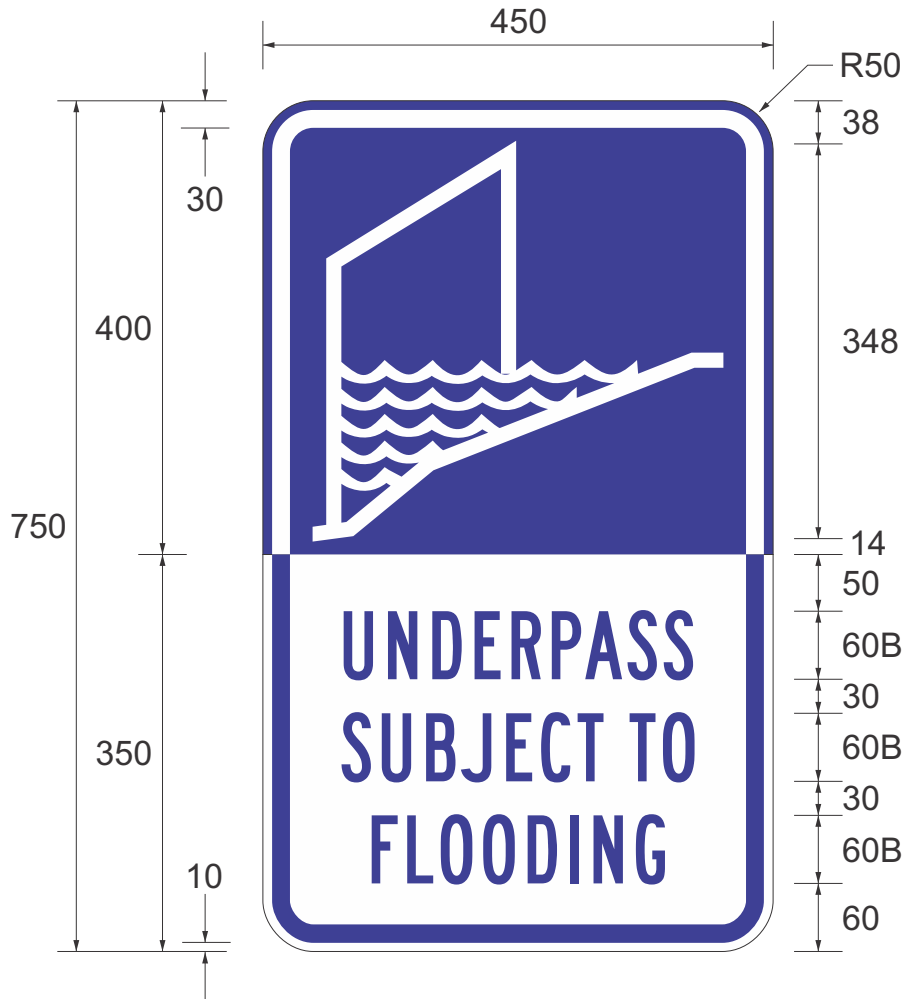
Designed
RH 05/25

Checked
DJ 05/25

Scale
Not to Scale

A/PRINCIPAL ENGINEER
(Traffic Engineering Practice)

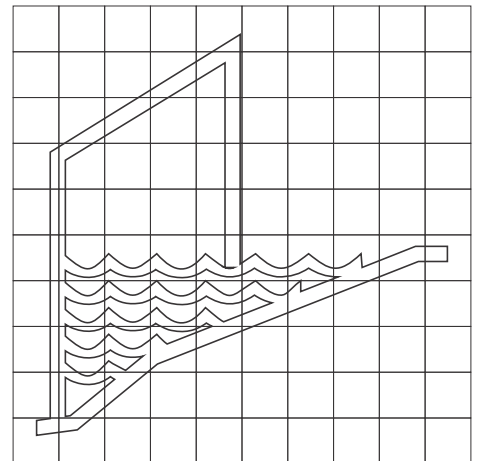
A				
---	--	--	--	--



Note: For guidance on the use of this sign refer to the Queensland MUTCD Part 10.

Colour Legend

- Class 400 retroreflective white
- Class 400 retroreflective blue



**Queensland
Government**

UNDERPASS SUBJECT TO FLOODING

Department of Transport and Main Roads
Infrastructure Management & Delivery Division

APPROVED AS OFFICIAL TRAFFIC SIGN

G9-100-Q01_1

Designed
RH 04/25

Checked
JP 04/25

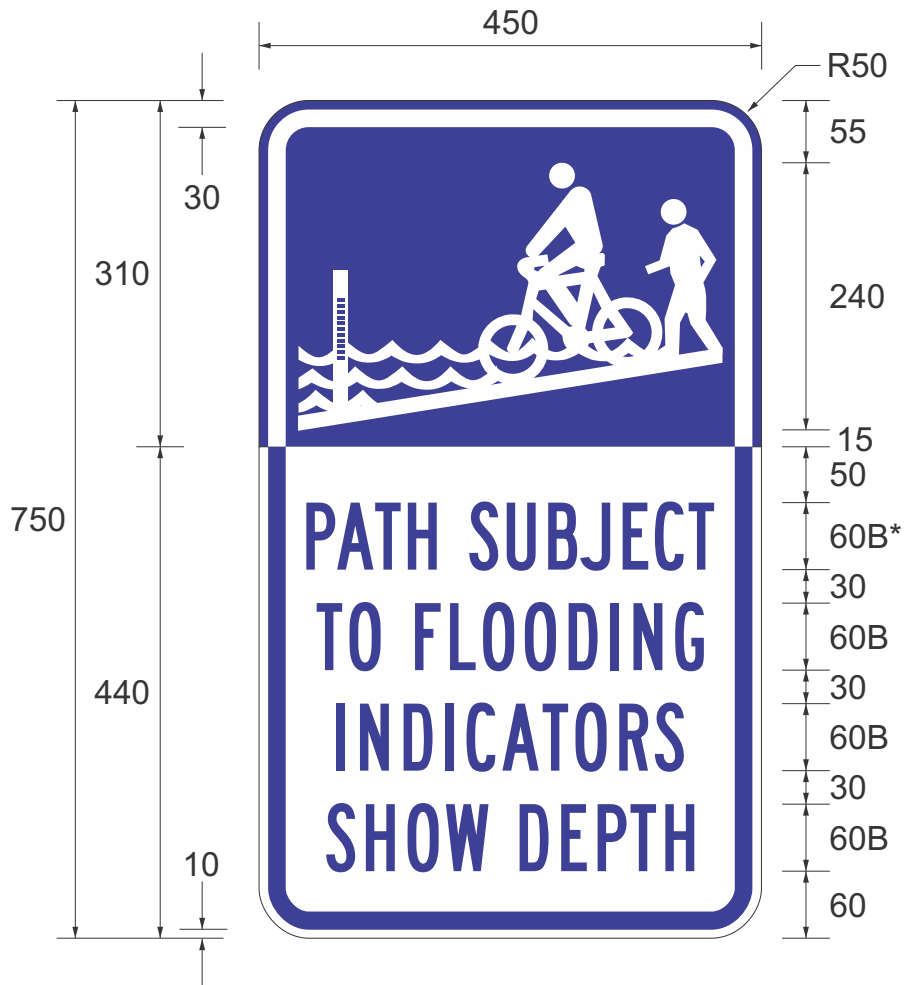
Scale
Not to Scale


A/PRINCIPAL ENGINEER
(Traffic Engineering Practice)

16/04/25
Date

Page 1 of 2

A			
---	--	--	--




Notes:

1. For guidance on the use of this sign refer to the Queensland MUTCD Part 10.
2. * Reduce character spacing by 10%,

Colour Legend

- Class 400 retroreflective white
- Class 400 retroreflective blue



**Queensland
Government**

**PATH SUBJECT TO FLOODING
INDICATORS SHOW DEPTH**

Department of Transport and Main Roads
Infrastructure Management & Delivery Division

APPROVED AS OFFICIAL TRAFFIC SIGN

A/PRINCIPAL ENGINEER
(Traffic Engineering Practice)

16/04/25
Date

G9-100-Q01_2

Page 2 of 2

Designed
RH 04/25

Checked
JP 04/25

Scale
Not to Scale

A				
---	--	--	--	--



G9-100-Q02_1(L)



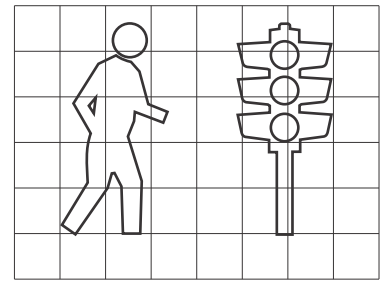
G9-100-Q02_1(R)

	a	b	c	d	e	f	g	h	m	n	o	p	q	s	r
SIZE A	225	300	16	26C	13	20	30	20	90	55	45	30	40	115	15
SIZE B	600	800	40	70C	35	55	80	50	240	145	120	80	110	310	40

Note: For guidance on the use of this sign refer to the Queensland MUTCD Part 10.

Colour Legend

- Class 400 retroreflective white
- Black



**Queensland
Government**

**PEDESTRIANS MUST CROSS
AT SIGNALS**

Department of Transport and Main Roads
Infrastructure Management & Delivery Division

APPROVED AS OFFICIAL TRAFFIC SIGN

G9-100-Q02_1
Page 1 of 2

Designed
RH 04/25

Checked
JP 04/25

Scale
Not to Scale

[Signature]
A/PRINCIPAL ENGINEER
(Traffic Engineering Practice)

16/04/25
Date

A			
---	--	--	--



G9-100-Q02_2(L)



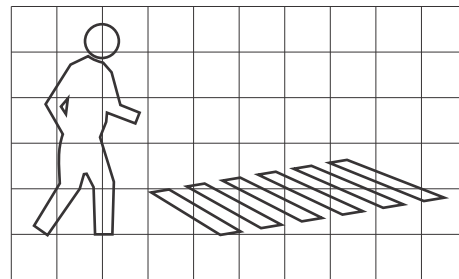
G9-100-Q02_2(R)

	a	b	c	d	e	f	g	h	m	n	o	p	q	s	t	r
SIZE A	225	300	16	26C	13	20	30	20	90	25	45	5	125	115	115	15
SIZE B	600	800	40	70C	35	55	80	50	240	65	120	15	335	310	145	40

Note: For guidance on the use of this sign refer to the Queensland MUTCD Part 10.

Colour Legend

- Class 400 retroreflective white
- Black



**Queensland
Government**

**PEDESTRIANS MUST CROSS
AT FACILITY**

Department of Transport and Main Roads
Infrastructure Management & Delivery Division

APPROVED AS OFFICIAL TRAFFIC SIGN

G9-100-Q02_2

Designed
RH 04/25

Checked
JP 04/25

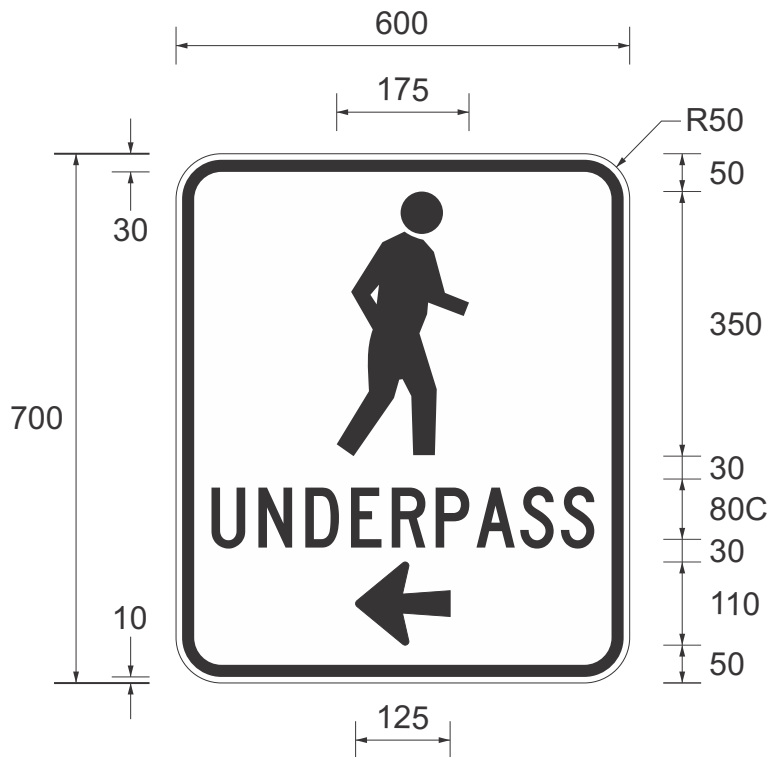
Scale
Not to Scale


A/PRINCIPAL ENGINEER
(Traffic Engineering Practice)

16/04/25
Date

Page 2 of 2

A			
---	--	--	--



Notes:

1. For guidance on the use of this sign refer to the Queensland MUTCD Part 10.
2. The arrow may be left or right.

Colour Legend

Class 400 retroreflective white

Black



**Queensland
Government**

PEDESTRIAN UNDERPASS

Department of Transport and Main Roads
Infrastructure Management & Delivery Division

APPROVED AS OFFICIAL TRAFFIC SIGN

17/04/25
Date

G9-100-Q03


Designed
RH 04/25

Checked
JP 04/25


Scale
Not to Scale

A/PRINCIPAL ENGINEER
(Traffic Engineering Practice)

A				
---	--	--	--	--



G9-100-Q04(L)



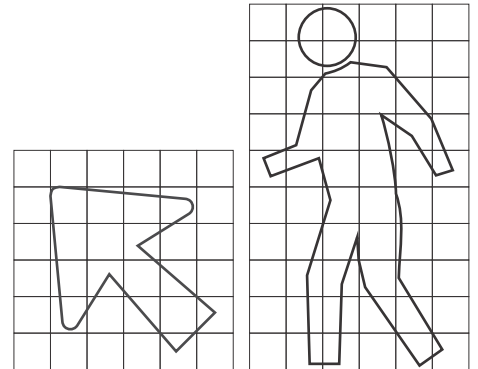
G9-100-Q04(R)

	a	b	c	d	e	f	g	h	r
SIZE A	450	600	5	15	45	145	50	315	50
SIZE B	600	800	10	30	60	190	70	420	50
SIZE C	750	1000	10	30	75	240	85	525	50



G9-100-Q05_1

Example



Colour Legend

- Class 400 retroreflective white
- Black

Note: For guidance on the use of this sign refer to the Queensland MUTCD Part 10.



**Queensland
Government**

PEDESTRIAN DIRECTION

Department of Transport and Main Roads
Infrastructure Management & Delivery Division

APPROVED AS OFFICIAL TRAFFIC SIGN

22/04/25
Date

G9-100-Q04

Designed
RH 04/25

Checked
JP 04/25

Scale
Not to Scale

A/PRINCIPAL ENGINEER
(Traffic Engineering Practice)

A			
---	--	--	--



	a	b	c	d	e	f	g	r
A	450	300	5	15	40	50C	35	50
B	600	400	10	30	54	66C	47	50
C	750	500	10	30	67	82C	60	50

Note: For guidance on the use of this sign refer to the Queensland MUTCD Part 10.

G9-100-Q04(L)



Example

Colour Legend

- Class 400 retroreflective white
- Black



**Queensland
Government**

**PEDESTRIANS MUST USE FOOTPATH
SUPPLEMENTARY PLATE**

Department of Transport and Main Roads
Infrastructure Management & Delivery Division

APPROVED AS OFFICIAL TRAFFIC SIGN

22/04/25
Date

G9-100-Q05_1

Page 1 of 2

Designed
RH 04/25

Checked
JP 04/25

Scale
Not to Scale

A/PRINCIPAL ENGINEER
(Traffic Engineering Practice)

A			
---	--	--	--



	a	b	c	d	e	f	g	r
A	450	300	5	15	40	50C	35	50
B	600	400	10	30	54	66C	47	50
C	750	500	10	30	67	82C	60	50

Note: For guidance on the use of this sign refer to the Queensland MUTCD Part 10.

G9-100-Q04(L)



Example

Colour Legend

- Class 400 retroreflective white
- Black



**Queensland
Government**

**PEDESTRIANS MUST USE OVERPASS
SUPPLEMENTARY PLATE**

Department of Transport and Main Roads
Infrastructure Management & Delivery Division

APPROVED AS OFFICIAL TRAFFIC SIGN

22/04/25
Date

G9-100-Q05_2

Page 2 of 2



Designed
RH 04/25

Checked
JP 04/25

Scale
Not to Scale

A/PRINCIPAL ENGINEER
(Traffic Engineering Practice)

A				
---	--	--	--	--



Notes:

1. For guidance on the use of this sign refer to the Queensland MUTCD Part 10.
2. Where Government, Local Government and school logos are required see G9-100-Q06_3.
3. Signs shall be installed so they face away from the traffic and cannot be confused with bus stop signage.

Colour Legend

- Class 400 retroreflective white
- Class 400 retroreflective blue



**Queensland
Government**

SCHOOL WALK STOP - NO LOGOS

Department of Transport and Main Roads
Infrastructure Management & Delivery Division

APPROVED AS OFFICIAL TRAFFIC SIGN

22/04/25
Date

G9-100-Q06_1

Page 1 of 4


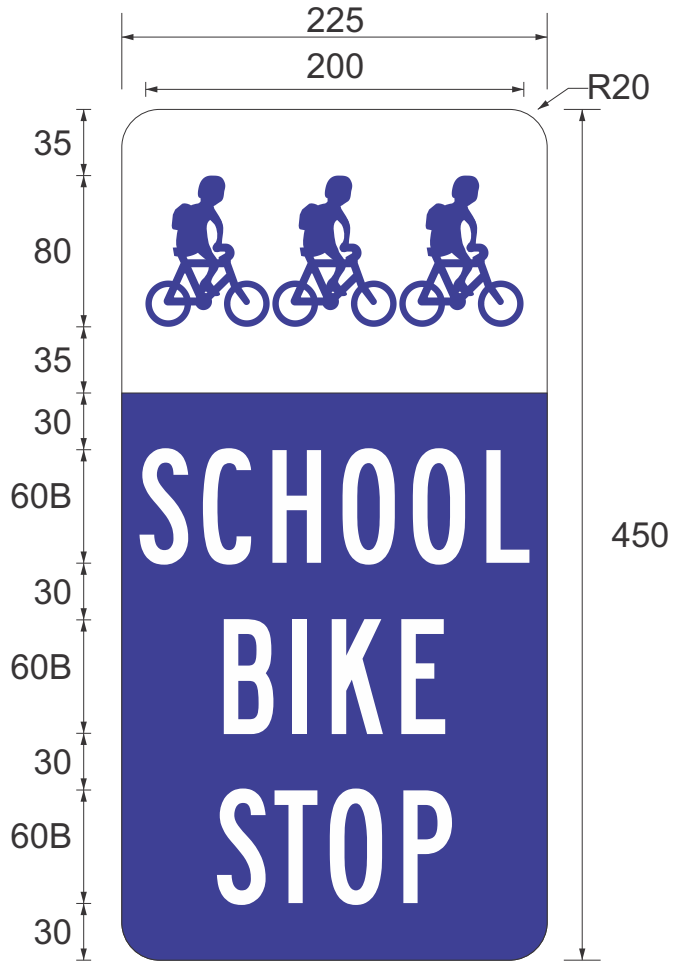
Designed
RH 04/25

Checked
JP 04/25

Scale
Not to Scale

A/PRINCIPAL ENGINEER
(Traffic Engineering Practice)

A			
---	--	--	--



Notes:

1. For guidance on the use of this sign refer to the Queensland MUTCD Part 10.
2. Where Government, Local Government and school logos are required see G9-100-Q06_4.
3. Signs shall be installed so they face away from the traffic and cannot be confused with bus stop signage.

Colour Legend

- Class 400 retroreflective white
- Class 400 retroreflective blue



**Queensland
Government**

SCHOOL BIKE STOP - NO LOGOS

Department of Transport and Main Roads
Infrastructure Management & Delivery Division

APPROVED AS OFFICIAL TRAFFIC SIGN

22/04/25
Date

G9-100-Q06_2

Page 2 of 4

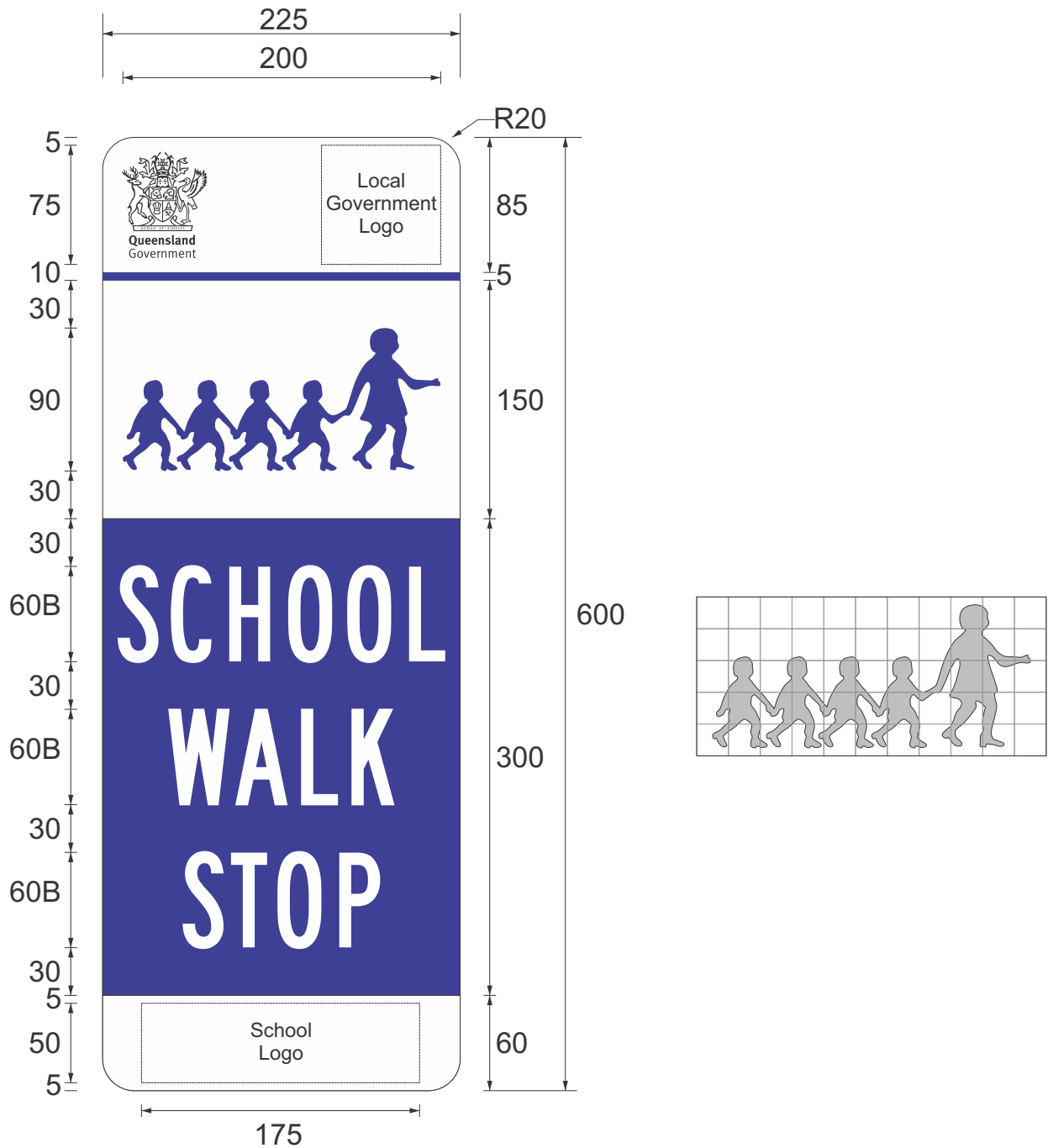
Designed
RH 04/25

Checked
JP 04/25

Scale
Not to Scale

A/PRINCIPAL ENGINEER
(Traffic Engineering Practice)

A			
---	--	--	--



Colour Legend

- Class 400 retroreflective white
- Class 400 retroreflective blue

Notes:

1. For guidance on the use of this sign refer to the Queensland MUTCD Part 10.
2. * Insert appropriate local government logo.
3. ** Insert appropriate school logo.
4. All logos are to be in corporate colours.
5. Where logos are not required see G9-100-Q06_1.
6. Signs shall be installed so they face away from the traffic and cannot be confused with bus stop signage.



**Queensland
Government**

SCHOOL WALK STOP - WITH LOGOS

Department of Transport and Main Roads
Infrastructure Management & Delivery Division

APPROVED AS OFFICIAL TRAFFIC SIGN

22/04/25
Date

G9-100-Q06_3

Page 3 of 4


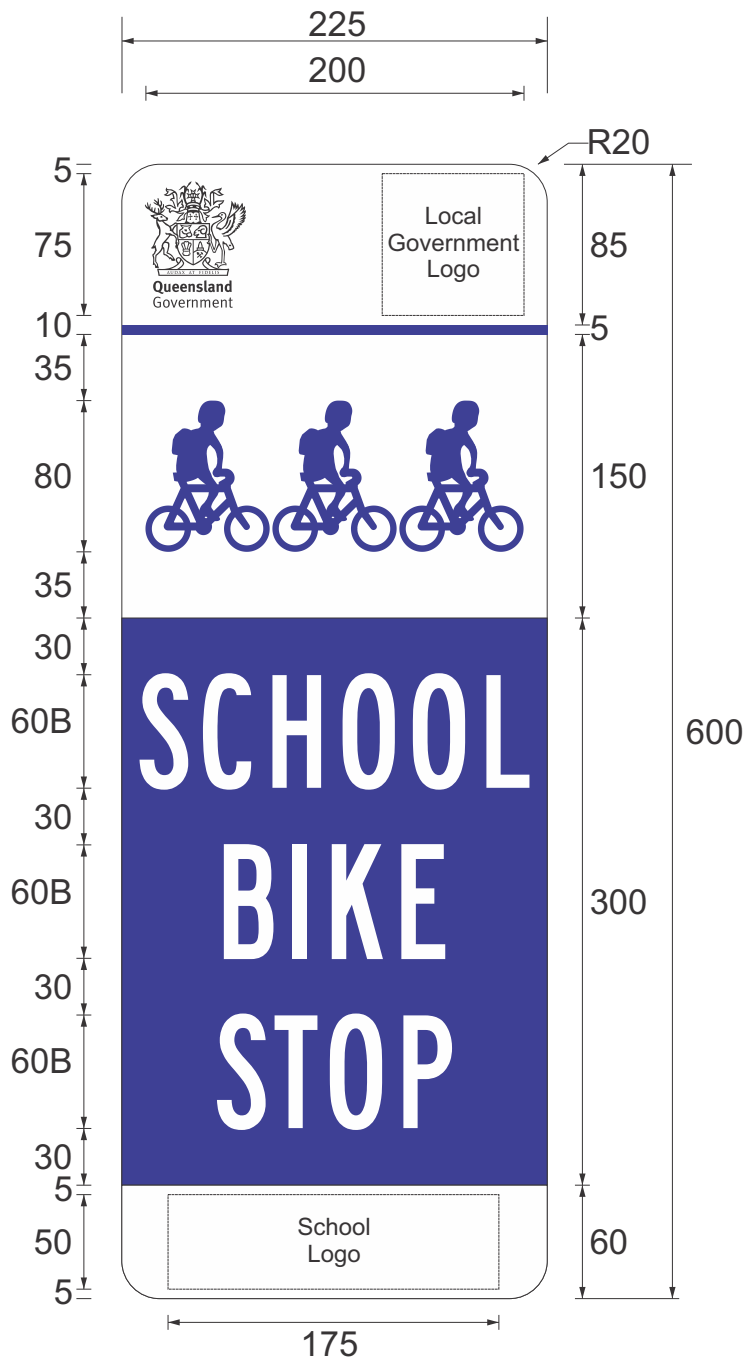
Designed
RH 04/25

Checked
JP 04/25

Scale
Not to Scale

A/PRINCIPAL ENGINEER
(Traffic Engineering Practice)

A			
---	--	--	--



Notes:

1. For guidance on the use of this sign refer to the Queensland MUTCD Part 10.
2. * Insert appropriate local government logo.
3. ** Insert appropriate school logo.
4. All logos are to be in corporate colours.
5. Where logos are not required see G9-100-Q06_2.
6. Signs shall be installed so they face away from the traffic and cannot be confused with bus stop signage.

Colour Legend

- Class 400 retroreflective white
- Class 400 retroreflective blue



**Queensland
Government**

SCHOOL BIKE STOP - WITH LOGOS

Department of Transport and Main Roads
Infrastructure Management & Delivery Division

APPROVED AS OFFICIAL TRAFFIC SIGN

22/04/25
Date

G9-100-Q06_4

Page 4 of 4

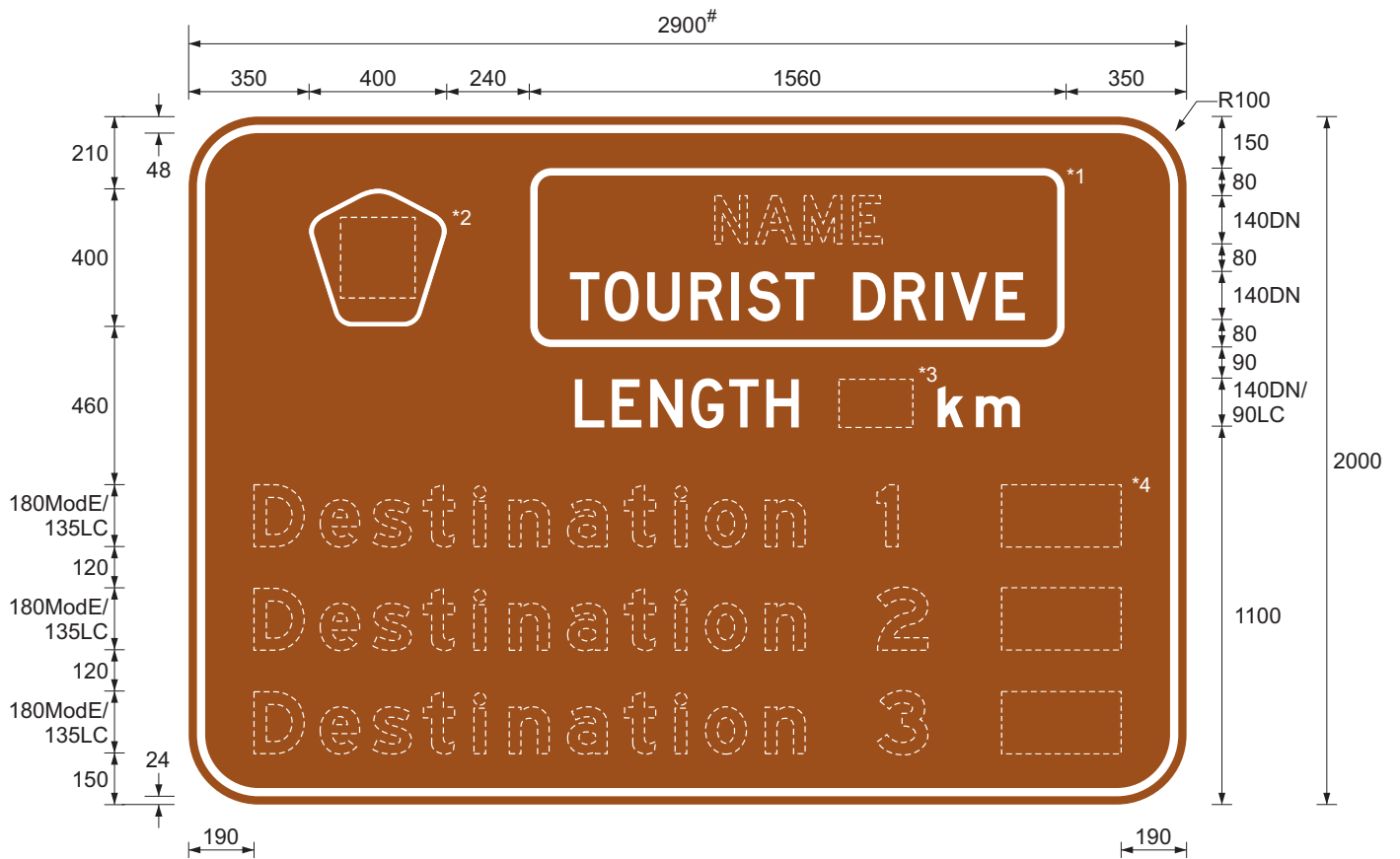
Designed
RH 04/25

Checked
JP 04/25

Scale
Not to Scale

A/PRINCIPAL ENGINEER
(Traffic Engineering Practice)

A			
---	--	--	--



Notes:

1. Insert appropriate tourist drive name.
2. Insert appropriate tourist route marker or number.
3. Insert appropriate tourist drive length.
4. Insert appropriate destination and distance in whole kilometres.
5. # Sign width to be increased for longer tourist drive names/destinations.

Colour Legend

- Retroreflective white
- Retroreflective brown



Example



**Queensland
Government**

TOURIST DRIVE REASSURANCE SIGN

“... TOURIST DRIVE LENGTH ...km”

Department of Transport and Main Roads
Infrastructure Management & Delivery Division

APPROVED AS OFFICIAL TRAFFIC SIGN

06/03/18
Date

G11-1-Q01

Designed
RH 03/18

Checked
DJ 03/18

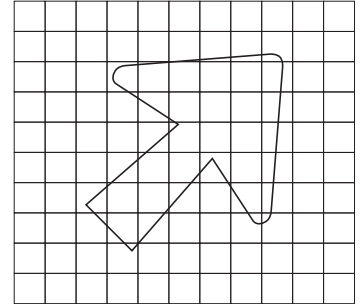


Scale
Not to Scale

R King
PRINCIPAL ENGINEER
(Traffic Engineering)

A				
---	--	--	--	--



Note: Arrow - standard short arrow (110 x 125) – refer AS 1743.



Colour Legend



Non-retroreflective brown



Retroreflective white



**Queensland
Government**

**NATIONAL TRAIL
DIRECTION SIGN**

Department of Transport and Main Roads
Infrastructure Management & Delivery Division

APPROVED AS OFFICIAL TRAFFIC SIGN

G11-Q01

Designed
RH 2/96

Checked
JD 2/96

Scale
Not to Scale

R King
PRINCIPAL ENGINEER
(Traffic Engineering)

24/05/16
Date

A	B			
---	---	--	--	--



Typical dimension example

Colour Legend

- Retroreflective brown
- Retroreflective white
- Retroreflective yellow
- Retroreflective green

Notes:

1. 'x' to be a minimum of 150mm (i.e. minimum sign depth = 1200 mm).
2. For colour and shape of symbol see TC9328.



**Queensland
Government**

**INFORMATION SIGN (TOURIST)
TYPICAL "RESORT/AREA" SIGN**

Department of Transport and Main Roads
Infrastructure Management & Delivery Division

APPROVED AS OFFICIAL TRAFFIC SIGN

Designed
RH 2/96

Checked
JD 2/96

Scale
Not to Scale

[Signature]
PRINCIPAL ENGINEER
(Traffic Engineering)

27/06/16
Date

G11-Q02

A	B			
---	---	--	--	--



Example

Colour Legend

- Retroreflective white
- Retroreflective blue
- Retroreflective yellow

	a	b	b _{max}	c	d	e	f	g	h	k	m	n	o	p	q	r ₁	r ₂
TC1345_1A (Single lane roadway)	2400	1200	1800	400	20	16	250	140Em	40	730	50	140	55	95	90	200	50
TC1345_1B (Dual lane roadway)	3600	1800	2400	600	30	24	375	210Em	60	1095	75	210	85	140	135	300	75
TC1345_1C (Motorway)	4800	2400	3000	800	40	32	500	280Em	80	1460	100	280	110	190	180	400	100

Notes:

1. This sign may be installed as an alternative to the MUTCD G6-1 Town Name sign. If an image is not required and the town is not a state strategic touring route, TC1692 may be used in lieu.
2. *1 - Insert appropriate town name. Text to be Helvetica Bold or equivalent. If the name is longer than the space allowed, email TrafficEngineering.support@tmr.qld.gov.au for assistance.
3. *2 - Insert appropriate destination name of the next accredited Visitor Information Centre (VIC) which may be the same as the town name above. If it is longer than the space allowed, email TrafficEngineering.support@tmr.qld.gov.au for assistance.
4. *3 - Insert appropriate distance to the VIC in kilometres.
5. The visitor information centre panel must be installed with the welcome to town sign for towns which have an accredited VIC. It is optional for towns which do not have a VIC and if desired may be installed either with the welcome to town sign or as a stand-alone sign a short distance after the welcome sign.
6. The white on blue roman "i" is not to be used as a substitute for the yellow italic "i".
7. # - Text to be Helvetica Bold or equivalent.
8. ## - Dimension "k" for the image height may be increased if required to suit the approved image. In this case, dimension "b" will also be increased by the same amount. The increase of total height of the sign is not to exceed dimension b_{max}.
9. Image is to be a single high resolution image.
10. The image must be approved and supported by both the relevant Regional Tourism Organisation (RTO) and local government.
11. Image to be printed on a transparent overlay on a Class 1W retroreflective white background.
12. Protective overlay film is recommended for this sign (excluding the VIC panel).
13. Where single lane, dual lane and motorway signs are required, utilise G11-Q03_1A, G11-Q03_1B and G11-Q03_1C signs respectively.
14. Where signs with a tourist slogan may be required, refer to Page 2.

	Department of Transport and Main Roads Infrastructure Management & Delivery Division		APPROVED AS OFFICIAL TRAFFIC SIGN		<h1 style="margin: 0;">TOWN WELCOME SIGN</h1> <h2 style="margin: 0;">WITH IMAGE ONLY</h2>	<h1 style="margin: 0;">G11-Q03_1</h1> <p style="margin: 0;">Page 1 of 2</p>			
	Designed RH 02/21	Checked DJ 02/21	Scale Not to Scale	 PRINCIPAL ENGINEER (Traffic Engineering)		17/02/21 Date	A		



Example

Colour Legend

- Retroreflective white
- Retroreflective blue
- Retroreflective yellow

	a	b	b _{max}	c	d	e	f	g	h	k	m	n	o	p	q	s	r ₁	r ₂
TC1345_2A (Single lane roadway)	2400	1400	2000	400	20	16	250	140Em	40	730	60	100	90	140	55	95	200	50
TC1345_2B (Dual lane roadway)	3600	2100	2700	600	30	24	375	210Em	60	1095	90	150	135	210	85	140	300	75
TC1345_2C (Motorway)	4800	2800	3400	800	40	32	500	280Em	80	1460	120	200	180	280	110	190	400	100

Notes:

1. This sign may be installed as an alternative to the MUTCD G6-1 Town Name sign. If an image is not required and the town is not a state strategic touring route, TC1692 may be used in lieu.
2. *1 - Insert appropriate town name. Text to be Helvetica Bold or equivalent. If the name is longer than the space allowed, email TrafficEngineering.support@tmr.qld.gov.au for assistance.
3. *2 - Insert appropriate tourist slogan. Text to be Helvetica or equivalent. The tourist slogan must be approved and supported by both the relevant Regional Tourism Organisation (RTO) and local government.
4. *3 - Insert appropriate destination name of the next accredited Visitor Information Centre (VIC) which may be the same as the town name above. If the name is longer than the space allowed, email TrafficEngineering.support@tmr.qld.gov.au for assistance.
5. The visitor information centre panel must be installed with the welcome to town sign for towns which have an accredited VIC. It is optional for towns which do not have a VIC and if desired may be installed either with the welcome to town sign or as a stand-alone sign a short distance after the welcome sign.
6. The white on blue roman "i" is not to be used as a substitute for the yellow italic "i".
7. *4 - Insert appropriate distance to the VIC in kilometres.
8. #1 - Text to be Helvetica Bold or equivalent.
9. #2 - Text to be Helvetica or equivalent.
10. #3 - Dimension "k" for the image height may be increased if required to suit the approved image. In this case, dimension "b" will also be increased by the same amount. The increase of total height of the sign is not to exceed dimension b_{max}.
11. Image is to be a single high resolution image.
12. The image must be approved and supported by both the relevant Regional Tourism Organisation (RTO) and local government.
13. Image to be printed on a transparent overlay on a Class 1W retroreflective white background.
14. Protective overlay film is recommended for this sign (excluding the VIC panel).
15. Where single lane, dual lane and motorway signs are required, utilise G11-Q03_2A, G11-Q03_2B and G11-Q03_2C signs respectively.
16. Where signs without a tourist slogan may be required, refer to Page 1.

	Department of Transport and Main Roads Infrastructure Management & Delivery Division		APPROVED AS OFFICIAL TRAFFIC SIGN		TOWN WELCOME SIGN WITH IMAGE & TOURIST SLOGAN	G11-Q03_2 Page 2 of 2
	Designed RH 02/21	Checked DJ 02/21	Scale Not to Scale	 PRINCIPAL ENGINEER (Traffic Engineering)		



Colour Legend

- Retroreflective white
- Retroreflective blue

Notes:

1. * Text is Helvetica Bold.
2. This sign may be installed at minor state border crossing points (i.e. any border crossing that is not located on a state strategic touring route) as an alternative to State Border Queensland (G6-3 MUTCD) sign.
3. This sign should be installed as close as possible to the Queensland border but must be located within Queensland.



**Queensland
Government**

**WELCOME TO QUEENSLAND
FOR NON-STATE STRATEGIC TOURING ROUTE**

Department of Transport and Main Roads
Infrastructure Management & Delivery Division

APPROVED AS OFFICIAL TRAFFIC SIGN

23/02/21
Date

G11-Q05

Designed
RH 02/21

Checked
DJ 02/21





Scale
Not to Scale

R King
PRINCIPAL ENGINEER
(Traffic Engineering)

A				
---	--	--	--	--



Colour Legend

-  Class 400 retroreflective white
-  Class 400 retroreflective brown
-  Class 400 retroreflective blue
-  Class 400 retroreflective yellow

Notes:

1. This sign may be located at the entrance to a tourist region on a non-expressway type road.
2. Images are to be high resolution images printed on a transparent overlay on a Class 400 retroreflective background.
3. The images must be approved and supported by the relevant Regional Tourism Organisation (RTO). If desired, a single image across the whole sign may be used in lieu of two images.
4. Protective overlay film recommended.
5. * Insert appropriate tourist region name (see page 9 for list).
6. ** Font is Helvetica Bold or equivalent.
7. If used on an expressway type road, refer GE11-060-Q01.




EXAMPLE

	Department of Transport and Main Roads Infrastructure Management & Delivery Division		<u>ISSUED AS OFFICIAL TRAFFIC SIGN</u>  DIRECTOR (Traffic Engineering)	24/02/26 Date	TOURIST INFORMATION SIGN "WELCOME TO THE [TOURIST REGION NAME]" (1 LINE)	G11-060-Q01_1 (previously G11-Q04) Page 1 of 10					
	Designed RH 02/26	Checked DJ 02/26	Scale Not to Scale	<table border="1"> <tr> <td>A</td> <td></td> <td></td> <td></td> <td></td> </tr> </table>				A			
A											



Colour Legend

-  Class 400 retroreflective white
-  Class 400 retroreflective brown
-  Class 400 retroreflective blue
-  Class 400 retroreflective yellow

Notes:

1. This sign may be located at the entrance to a tourist region on a non-expressway type road.
2. Images are to be high resolution images printed on a transparent overlay on a Class 400 retroreflective background.
3. The images must be approved and supported by the relevant Regional Tourism Organisation (RTO). If desired, a single image across the whole sign may be used in lieu of two images.
4. Protective overlay film recommended.
5. * Insert appropriate tourist region name (see page 9 for list).
6. ** Font is Helvetica Bold or equivalent.
7. If used on an expressway type road, refer GE11-060-Q01.



Department of Transport and Main Roads
Infrastructure Management & Delivery Division

ISSUED AS OFFICIAL TRAFFIC SIGN

Just Dahl
DIRECTOR
(Traffic Engineering)

24/02/26
Date

TOURIST INFORMATION SIGN

"WELCOME TO THE [TOURIST REGION NAME]"
(2 LINES)

G11-060-Q01_2
(previously G11-Q04)

Page 2 of 10

Designed
RH 02/26

Checked
DJ 02/26

Scale
Not to Scale

A				
---	--	--	--	--



Colour Legend

- Class 400 retroreflective white
- Class 400 retroreflective brown
- Class 400 retroreflective blue
- Class 400 retroreflective yellow

Notes:

1. This sign may be located at the entrance to a tourist region on a non-expressway type road.
2. Images are to be high resolution images printed on a transparent overlay on a Class 400 retroreflective background.
3. The images must be approved and supported by the relevant Regional Tourism Organisation (RTO). If desired, a single image across the whole sign may be used in lieu of two images.
4. Protective overlay film recommended.
5. * Insert appropriate tourist region name (see page 10 for list).
6. ** Font is Helvetica Bold or equivalent.
7. If used on an expressway type road, refer GE11-060-Q01.



EXAMPLE

	Department of Transport and Main Roads Infrastructure Management & Delivery Division		<u>ISSUED AS OFFICIAL TRAFFIC SIGN</u> 	TOURIST INFORMATION SIGN	G11-060-Q01_3 <small>(previously G11-Q04)</small>
	Designed RH 02/26	Checked DJ 02/26	Scale Not to Scale	24/02/26 Date	"WELCOME TO [TOURIST REGION NAME]" (1 LINE)



Colour Legend

-  Class 400 retroreflective white
-  Class 400 retroreflective brown
-  Class 400 retroreflective blue
-  Class 400 retroreflective yellow

Notes:

1. This sign may be located at the entrance to a tourist region on a non-expressway type road.
2. Images are to be high resolution images printed on a transparent overlay on a Class 400 retroreflective background.
3. The images must be approved and supported by the relevant Regional Tourism Organisation (RTO). If desired, a single image across the whole sign may be used in lieu of two images.
4. Protective overlay film recommended.
5. * Insert appropriate tourist region name (see page 10 for list).
6. ** Font is Helvetica Bold or equivalent.
7. If used on an expressway type road, refer GE11-060-Q01.




EXAMPLE

 Queensland Government	Department of Transport and Main Roads Infrastructure Management & Delivery Division		ISSUED AS OFFICIAL TRAFFIC SIGN		TOURIST INFORMATION SIGN "WELCOME TO [TOURIST REGION NAME]" (2 LINES)	G11-060-Q01_4 <small>(previously G11-Q04)</small>	
	Designed RH 02/26	Checked DJ 02/26	Scale Not to Scale	 DIRECTOR (Traffic Engineering)		24/02/26 Date	Page 4 of 10
							A



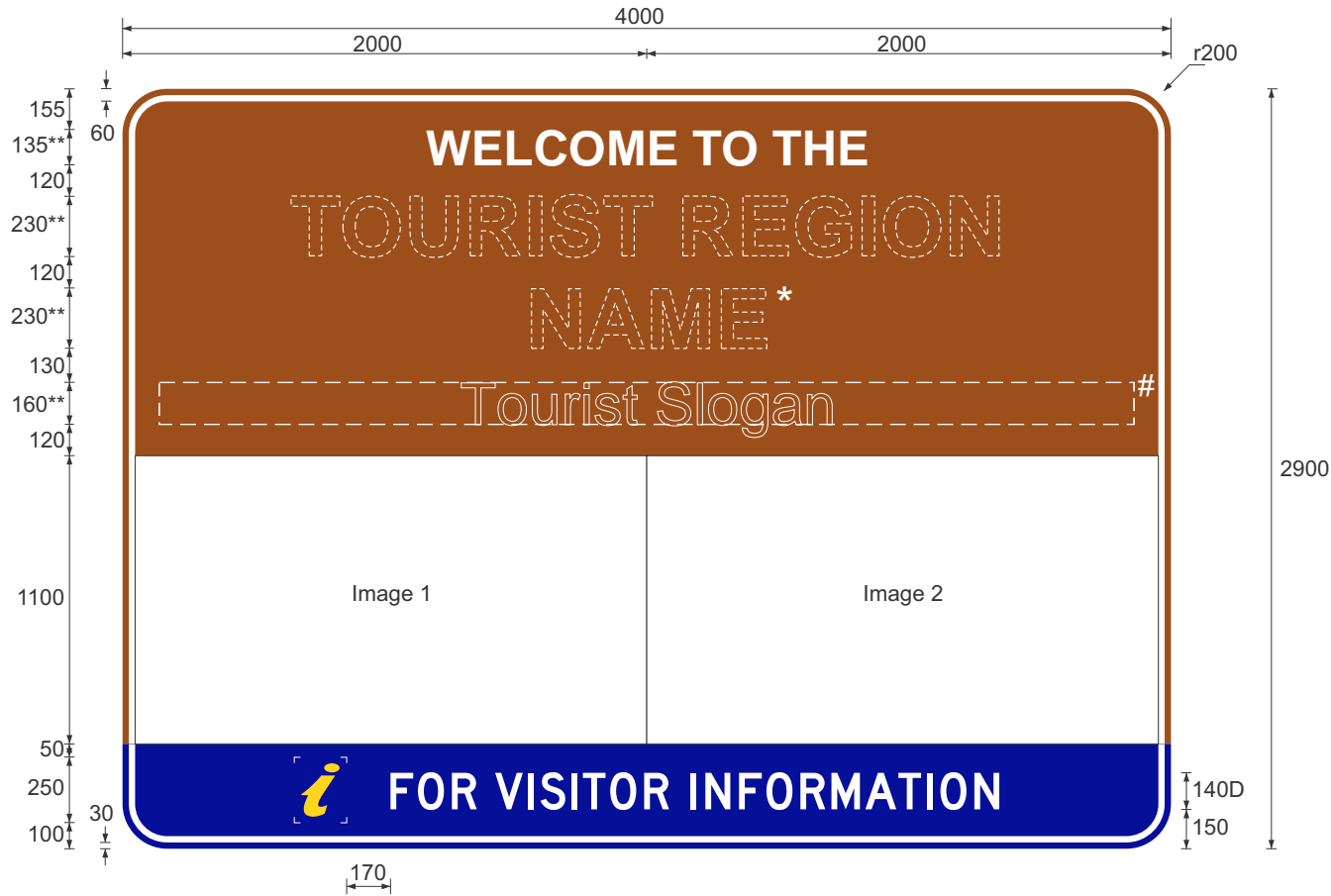
Colour Legend

-  Class 400 retroreflective white
-  Class 400 retroreflective brown
-  Class 400 retroreflective blue
-  Class 400 retroreflective yellow

Notes:

1. This sign may be located at the entrance to a tourist region on a non-expressway type road.
2. Images are to be high resolution images printed on a transparent overlay on a Class 400 retroreflective background.
3. The images must be approved and supported by the relevant Regional Tourism Organisation (RTO). If desired, a single image across the whole sign may be used in lieu of two images.
4. Protective overlay film recommended.
5. * Insert appropriate tourist region name (see page 9 for list).
6. # Insert appropriate tourist slogan. Text to be Helvetica or equivalent. The tourist slogan must be approved and supported by both the relevant RTO and local governments.
7. ** Font is Helvetica Bold or equivalent.
8. If used on an expressway type road, refer GE11-060-Q01.

 Queensland Government	Department of Transport and Main Roads Infrastructure Management & Delivery Division		ISSUED AS OFFICIAL TRAFFIC SIGN		TOURIST INFORMATION SIGN "WELCOME TO THE [TOURIST REGION NAME]" WITH SLOGAN (1 LINE)	G11-060-Q01_5 <small>(previously TC2269)</small>	
	Designed RH 02/26	Checked DJ 02/26	Scale Not to Scale	 DIRECTOR (Traffic Engineering)		24/02/26 Date	Page 5 of 10
							A



Colour Legend

-  Class 400 retroreflective white
-  Class 400 retroreflective brown
-  Class 400 retroreflective blue
-  Class 400 retroreflective yellow

Notes:

1. This sign may be located at the entrance to a tourist region on a non-expressway type road.
2. Images are to be high resolution images printed on a transparent overlay on a Class 400 retroreflective background.
3. The images must be approved and supported by the relevant Regional Tourism Organisation (RTO). If desired, a single image across the whole sign may be used in lieu of two images.
4. Protective overlay film recommended.
5. * Insert appropriate tourist region name (see page 9 for list).
6. # Insert appropriate tourist slogan. Text to be Helvetica or equivalent. The tourist slogan must be approved and supported by both the relevant RTO and local governments.
7. ** Font is Helvetica Bold or equivalent.
8. If used on an expressway type road, refer GE11-060-Q01.

	Department of Transport and Main Roads Infrastructure Management & Delivery Division		<u>ISSUED AS OFFICIAL TRAFFIC SIGN</u>  DIRECTOR (Traffic Engineering)	24/02/26 Date	TOURIST INFORMATION SIGN "WELCOME TO THE [TOURIST REGION NAME]" WITH SLOGAN (2 LINES)	G11-060-Q01_6 (previously TC2269) Page 6 of 10					
	Designed RH 02/26	Checked DJ 02/26	Scale Not to Scale	<table border="1"> <tr> <td>A</td> <td></td> <td></td> <td></td> <td></td> </tr> </table>				A			
A											



Notes:


1. This sign may be located at the entrance to a tourist region on a non-expressway type road.
2. Images are to be high resolution images printed on a transparent overlay on a Class 400 retroreflective background.
3. The images must be approved and supported by the relevant Regional Tourism Organisation (RTO). If desired, a single image across the whole sign may be used in lieu of two images.
4. Protective overlay film recommended.
5. * Insert appropriate tourist region name (see page 10 for list).
6. # Insert appropriate tourist slogan. Text to be Helvetica or equivalent. The tourist slogan must be approved and supported by both the relevant RTO and local governments.
7. ** Font is Helvetica Bold or equivalent.
8. If used on an expressway type road, refer GE11-060-Q01.

Colour Legend

-  Class 400 retroreflective white
-  Class 400 retroreflective brown
-  Class 400 retroreflective blue
-  Class 400 retroreflective yellow



EXAMPLE

 Queensland Government Department of Transport and Main Roads Infrastructure Management & Delivery Division	ISSUED AS OFFICIAL TRAFFIC SIGN  DIRECTOR (Traffic Engineering)		24/02/26 Date	TOURIST INFORMATION SIGN "WELCOME TO [TOURIST REGION NAME]" WITH SLOGAN (1 LINE)	G11-060-Q01_7 (previously TC2269)
					Designed RH 02/26
				A	



Notes:

1. This sign may be located at the entrance to a tourist region on a non-expressway type road.
2. Images are to be high resolution images printed on a transparent overlay on a Class 400 retroreflective background.
3. The images must be approved and supported by the relevant Regional Tourism Organisation (RTO). If desired, a single image across the whole sign may be used in lieu of two images.
4. Protective overlay film recommended.
5. * Insert appropriate tourist region name (see page 10 for list).
6. # Insert appropriate tourist slogan. Text to be Helvetica or equivalent. The tourist slogan must be approved and supported by both the relevant RTO and local governments.
7. ** Font is Helvetica Bold or equivalent.
8. If used on an expressway type road, refer GE11-060-Q01.

Colour Legend

- Class 400 retroreflective white
- Class 400 retroreflective brown
- Class 400 retroreflective blue
- Class 400 retroreflective yellow



EXAMPLE

 Queensland Government	Department of Transport and Main Roads Infrastructure Management & Delivery Division		ISSUED AS OFFICIAL TRAFFIC SIGN		TOURIST INFORMATION SIGN	G11-060-Q01_8 <small>(previously TC2269)</small>
	Designed RH 02/26	Checked DJ 02/26	Scale Not to Scale	 DIRECTOR (Traffic Engineering)		
			A			

**“WELCOME TO THE”
Tourist Region Name options**

1. Gold Coast
2. Fraser Coast
3. Sunshine Coast
4. Whitsundays



 Queensland Government	Department of Transport and Main Roads Infrastructure Management & Delivery Division		<u>ISSUED AS OFFICIAL TRAFFIC SIGN</u>  DIRECTOR (Traffic Engineering)	24/02/26 Date	TOURIST INFORMATION SIGN “WELCOME TO THE [TOURIST REGION NAME]” EXAMPLES	G11-060-Q01_9 Page 9 of 10					
	Designed RH 02/26	Checked DJ 02/26	Scale Not to Scale	<table border="1"> <tr> <td>A</td> <td></td> <td></td> <td></td> <td></td> </tr> </table>				A			
A											

**“WELCOME TO”
Tourist Region Name options**

1. Queensland Country
2. Bundaberg
3. Gladstone
4. Townsville
5. Tropical North Queensland
6. Outback Queensland
7. Brisbane
8. Capricorn
9. Mackay Isaac



Department of Transport and Main Roads
Infrastructure Management & Delivery Division

ISSUED AS OFFICIAL TRAFFIC SIGN

Just Dahl
DIRECTOR
(Traffic Engineering)

24/02/26
Date

TOURIST INFORMATION SIGN

“WELCOME TO [TOURIST REGION NAME]”
EXAMPLES

G11-060-Q01_10

Page 10 of 10

Designed
RH 02/26

Checked
DJ 02/26

Scale
Not to Scale

A				
---	--	--	--	--



Route Number	Colours	
	Legend & Border	Background
1	Retroreflective white	Retroreflective green
2	Retroreflective white	Retroreflective red
3	Retroreflective white	Retroreflective blue
4	Retroreflective white	Retroreflective brown
5	Black	Retroreflective yellow
6	Black	Retroreflective white
7	Retroreflective white	Retroreflective green

Colour Legend

- Retroreflective green
- Retroreflective white

Note: Route numbers as ordered.



Queensland Government
Department of **Main Roads**

OVER DIMENSIONAL SIGN (START)

Traffic & Road Use Management Division
Traffic Engineering Section

APPROVED AS OFFICIAL TRAFFIC SIGN

01/03/01
Date

[Signature]
MANAGER
(Traffic Engineering & Operations)

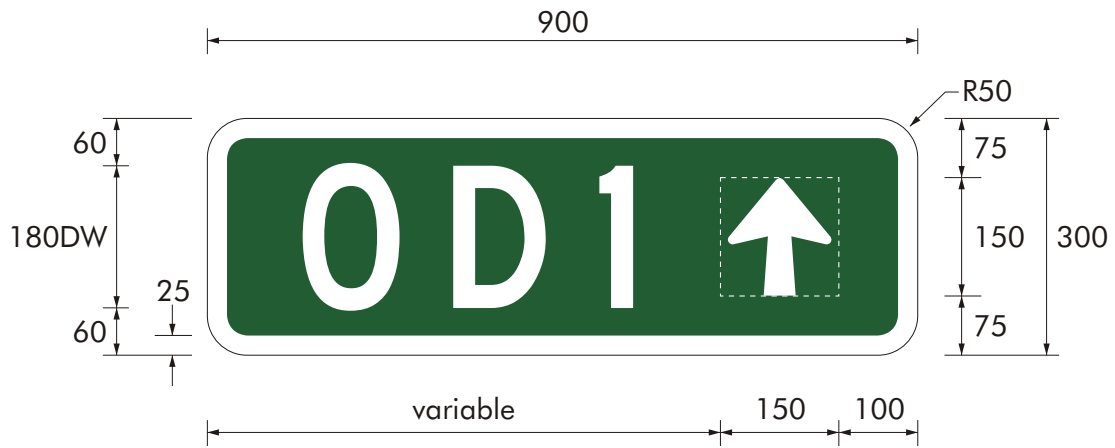
G12-Q01
(previously G12-1)

Designed
RH 2/96

Checked
JD 2/96

Scale
Not to Scale

A				
---	--	--	--	--



TYPE 1



TYPE 2 (L or R)



TYPE 3 (L or R)

Route Number	Colours	
	Legend & Border	Background
1	Retroreflective white	Retroreflective green
2	Retroreflective white	Retroreflective red
3	Retroreflective white	Retroreflective blue
4	Retroreflective white	Retroreflective brown
5	Black	Retroreflective yellow
6	Black	Retroreflective white
7	Retroreflective white	Retroreflective green

Colour Legend

- Retroreflective green
- Retroreflective white

Notes:

1. Route number, direction and type as ordered.
2. Centre letters and arrow on panel.



Queensland Government
Department of **Main Roads**

**OVER DIMENSIONAL SIGN
(DIRECTION ARROW)**

Traffic & Road Use Management Division
Traffic Engineering Section

APPROVED AS OFFICIAL TRAFFIC SIGN

Designed
RH 2/96

Checked
JD 2/96

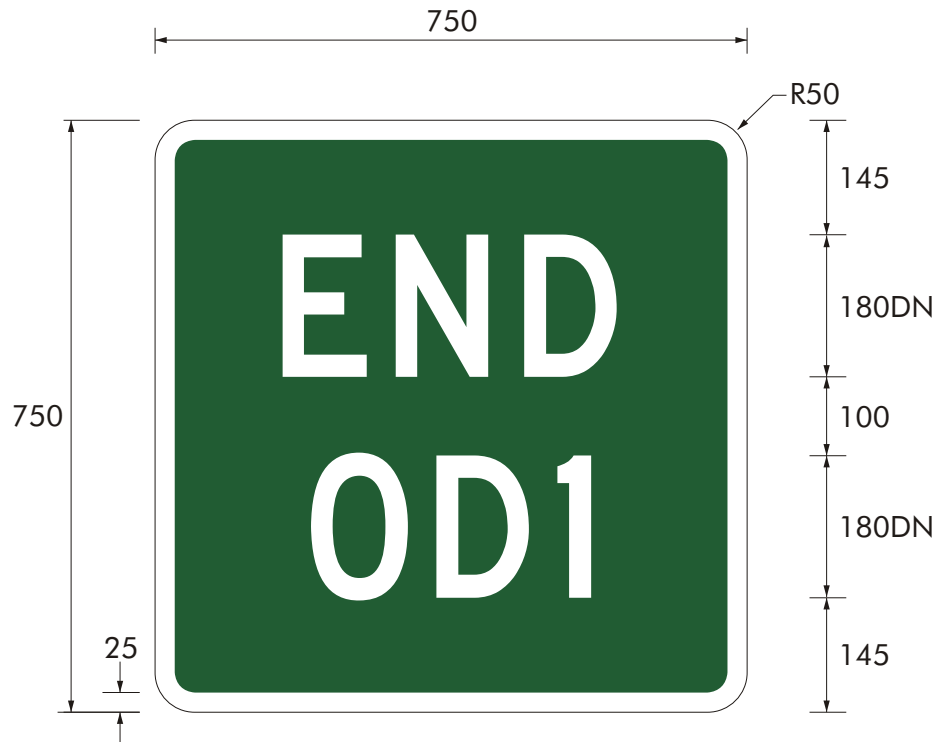
Scale
Not to Scale

[Signature]
MANAGER
(Traffic Engineering & Operations)

01/03/01
Date

G12-Q02
(previously G12-2)

A



Route Number	Colours	
	Legend & Border	Background
1	Retroreflective white	Retroreflective green
2	Retroreflective white	Retroreflective red
3	Retroreflective white	Retroreflective blue
4	Retroreflective white	Retroreflective brown
5	Black	Retroreflective yellow
6	Black	Retroreflective white
7	Retroreflective white	Retroreflective green

Colour Legend

- Retroreflective green
- Retroreflective white

Note: Route numbers as ordered.



Queensland Government
Department of **Main Roads**

**OVER DIMENSIONAL SIGN
(END)**

Traffic & Road Use Management Division
Traffic Engineering Section

APPROVED AS OFFICIAL TRAFFIC SIGN

G12-Q03
(previously G12-3)

Designed
RH 2/96

Checked
JD 2/96

Scale
Not to Scale

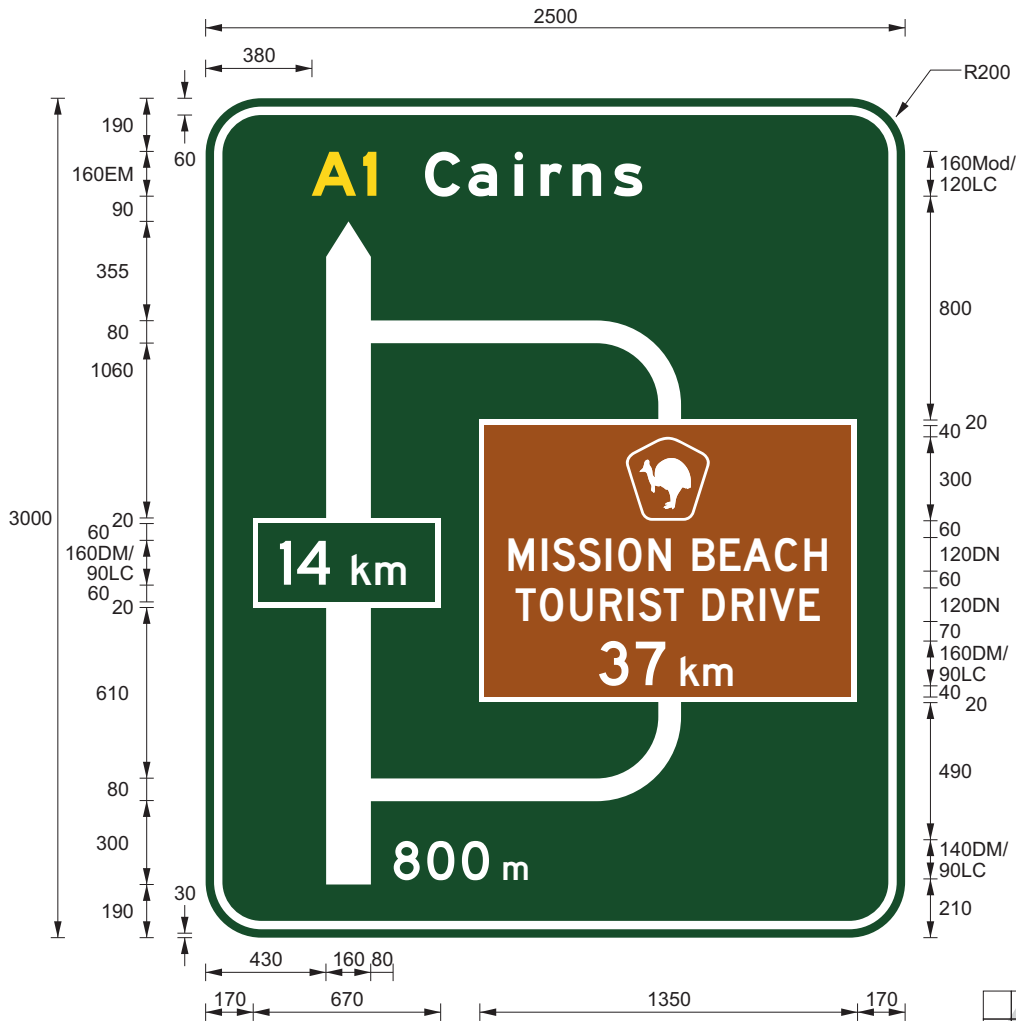

MANAGER
(Traffic Engineering & Operations)

01/03/01
Date


A

Signface Design Specifications

“GE” Q-Series



EXAMPLE



Colour Legend

- Retroreflective white
- Retroreflective brown
- Retroreflective green
- Retroreflective yellow



**Queensland
Government**

**TOURIST ROUTE DIRECTION
SIGN - DIAGRAMMATIC**

Department of Transport and Main Roads
Infrastructure Management & Delivery Division

APPROVED AS OFFICIAL TRAFFIC SIGN

GE1-15-Q01_1

Designed
RB 04/22

Checked
DJ 04/22

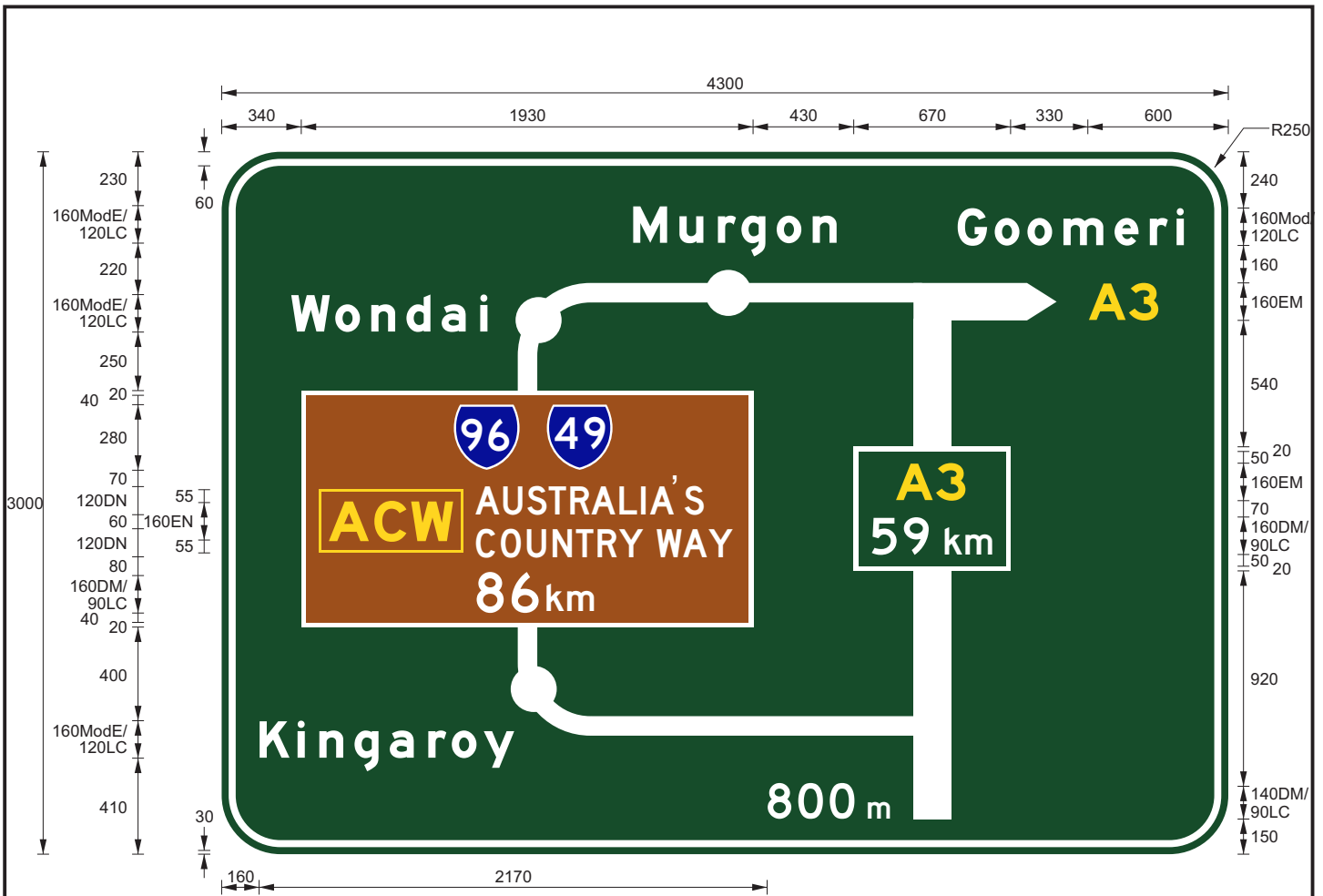
Scale
Not to Scale

R King
PRINCIPAL ENGINEER
(Traffic Engineering)

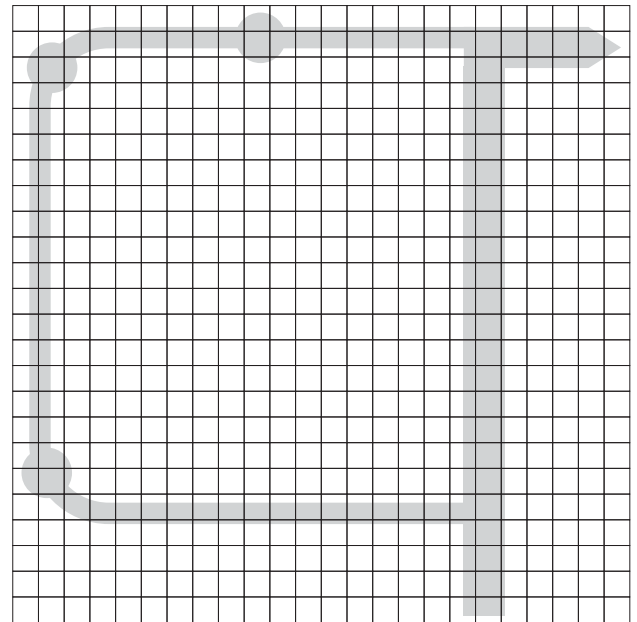
26/04/22
Date

Page 1 of 3

A			
---	--	--	--



EXAMPLE



Colour Legend

- Retroreflective white
- Retroreflective brown
- Retroreflective green
- Retroreflective yellow
- Retroreflective blue



**Queensland
Government**

**TOURIST ROUTE DIRECTION
SIGN - DIAGRAMMATIC**

Department of Transport and Main Roads
Infrastructure Management & Delivery Division

APPROVED AS OFFICIAL TRAFFIC SIGN

GE1-15-Q01_2

Designed
RB 04/22

Checked
DJ 04/22

Scale
Not to Scale

R King
PRINCIPAL ENGINEER
(Traffic Engineering)

26/04/22
Date

Page 2 of 3


A				
---	--	--	--	--



EXAMPLE

Colour Legend

- Retroreflective white
- Retroreflective brown
- Retroreflective green
- Retroreflective yellow
- Retroreflective blue



**Queensland
Government**

**TOURIST ROUTE DIRECTION
SIGN - DIAGRAMMATIC**

Department of Transport and Main Roads
Infrastructure Management & Delivery Division

APPROVED AS OFFICIAL TRAFFIC SIGN

GE1-15-Q01_3

Designed
RB 04/22

Checked
DJ 04/22

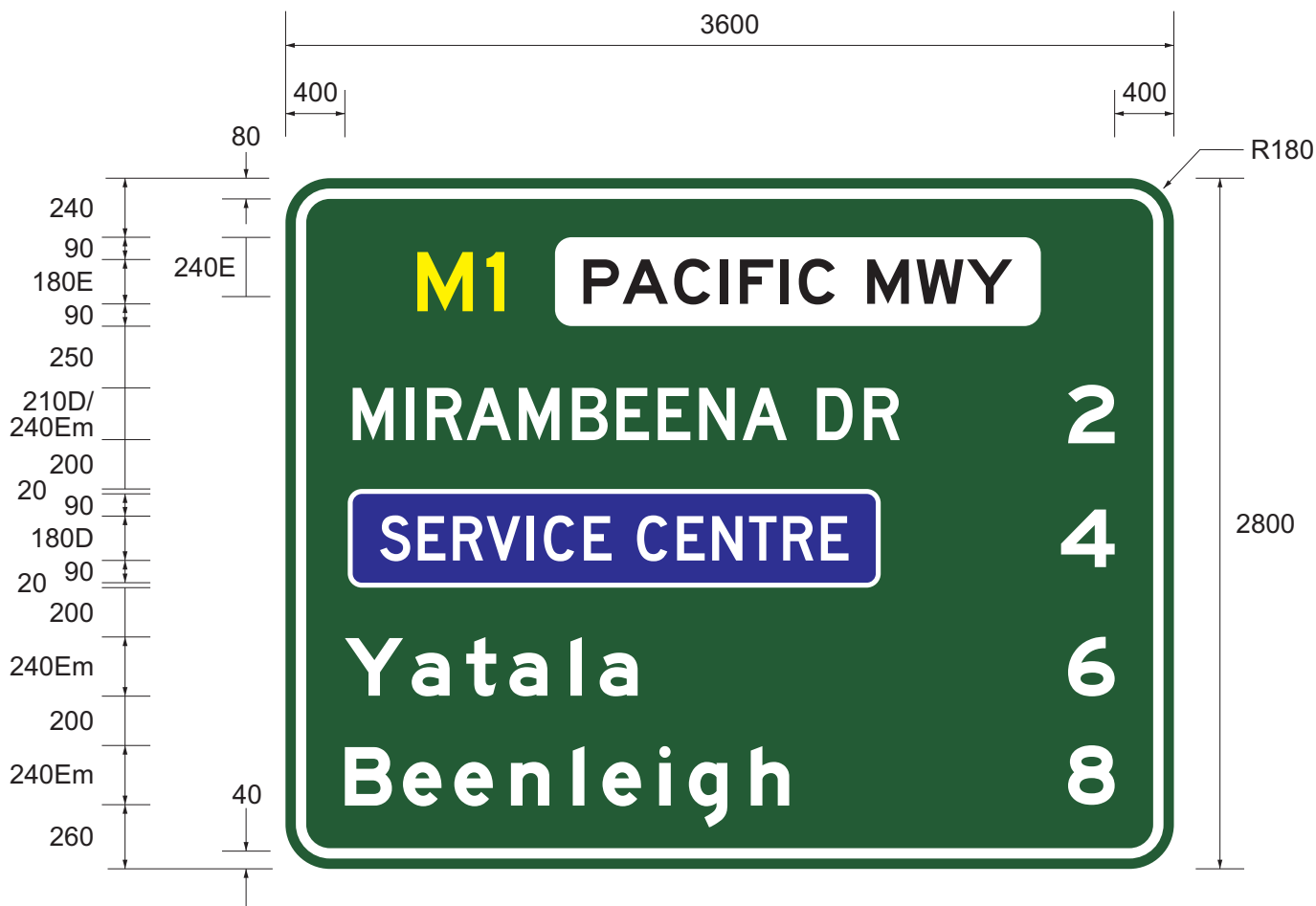
Scale
Not to Scale

R King
PRINCIPAL ENGINEER
(Traffic Engineering)

26/04/22
Date

Page 3 of 3

A				
---	--	--	--	--



Colour Legend

- Retroreflective green
- Retroreflective blue
- Retroreflective white
- Retroreflective fluorescent yellow
- Black



**Queensland
Government**

**REASSURANCE SIGN
"INTERCHANGE SEQUENCE
SERVICE CENTRE"**

Department of Transport and Main Roads
Infrastructure Management & Delivery Division

APPROVED AS OFFICIAL TRAFFIC SIGN

Designed
RH 10/20

Checked
DJ 10/20

Scale
Not to Scale


A/PRINCIPAL ENGINEER
(Traffic Engineering)

13/10/20
Date

GE4-1-Q01

A				
---	--	--	--	--



Colour Legend

- Retroreflective blue
- Retroreflective white

Notes

1. * Insert appropriate distance (e.g. 45).



**Queensland
Government**

**GUIDE SIGN
FREEWAY SERVICE CENTRES
"NEXT EXIT / NEXT SERVICE"**

Department of Transport and Main Roads
Infrastructure Management & Delivery Division

APPROVED AS OFFICIAL TRAFFIC SIGN

GE6-Q08

Designed
TV 07/10

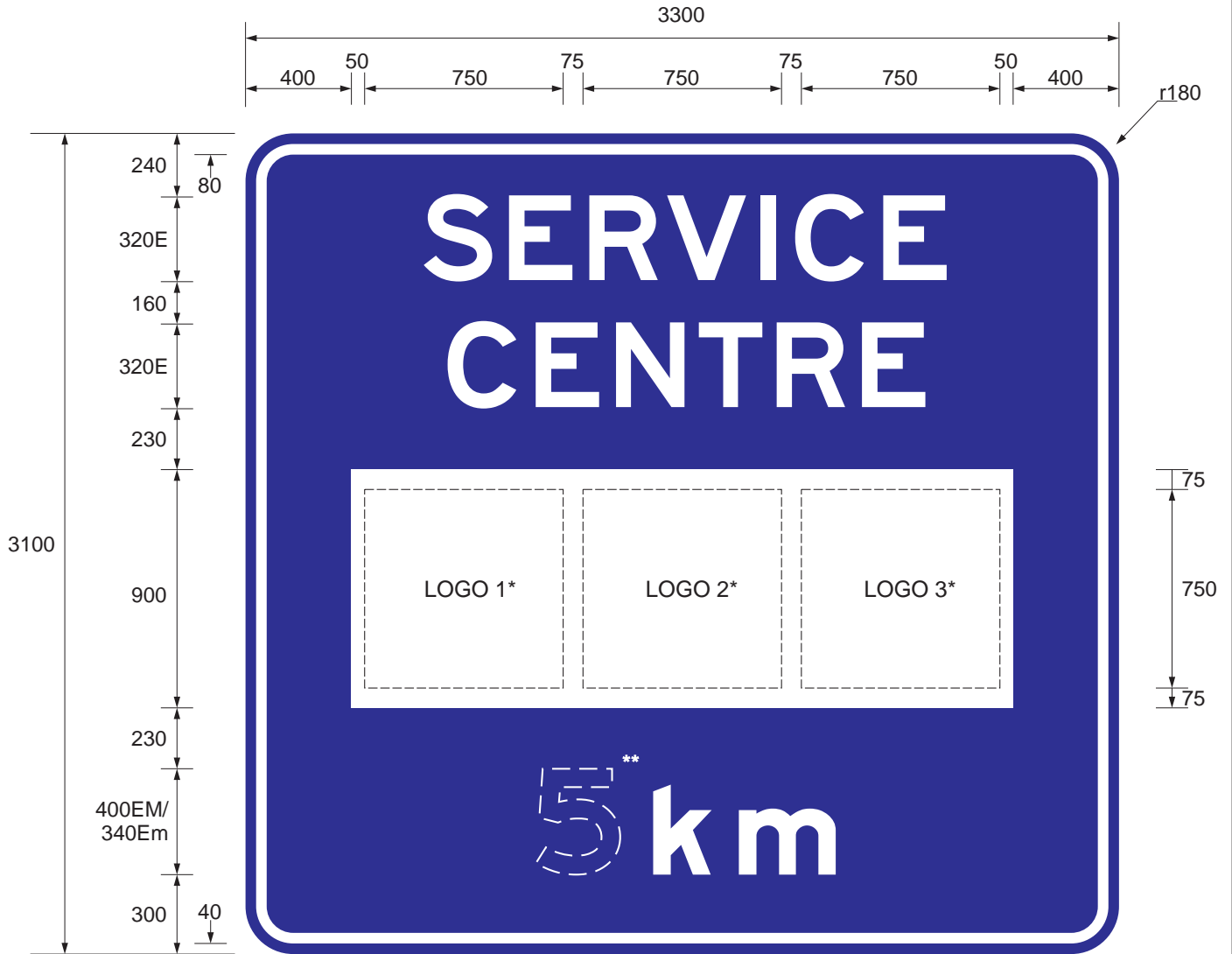
Checked
DJ 07/10

Scale
Not to Scale

[Signature]
PRINCIPAL ENGINEER
(Traffic Engineering)

27/05/16
Date

A	B			
---	---	--	--	--



Colour Legend

- Retroreflective blue
- Retroreflective white

Notes

1. * No more than three logos are to be utilised on the sign. If an accredited Tourism Queensland information booth is located at the Service Centre Information symbol SQ04 shall be one of the three logos used on the sign.
2. The Service Centre management to determine the logos to be displayed.
3. ** Insert appropriate number for the distance to the Service Centre. e.g. 5.



**Queensland
Government**

FREEWAY GUIDE SIGN

"SERVICE CENTRE km"
with logos

Department of Transport and Main Roads
Infrastructure Management & Delivery Division

APPROVED AS OFFICIAL TRAFFIC SIGN

Designed
TV 6/08

Checked
DJ 6/08

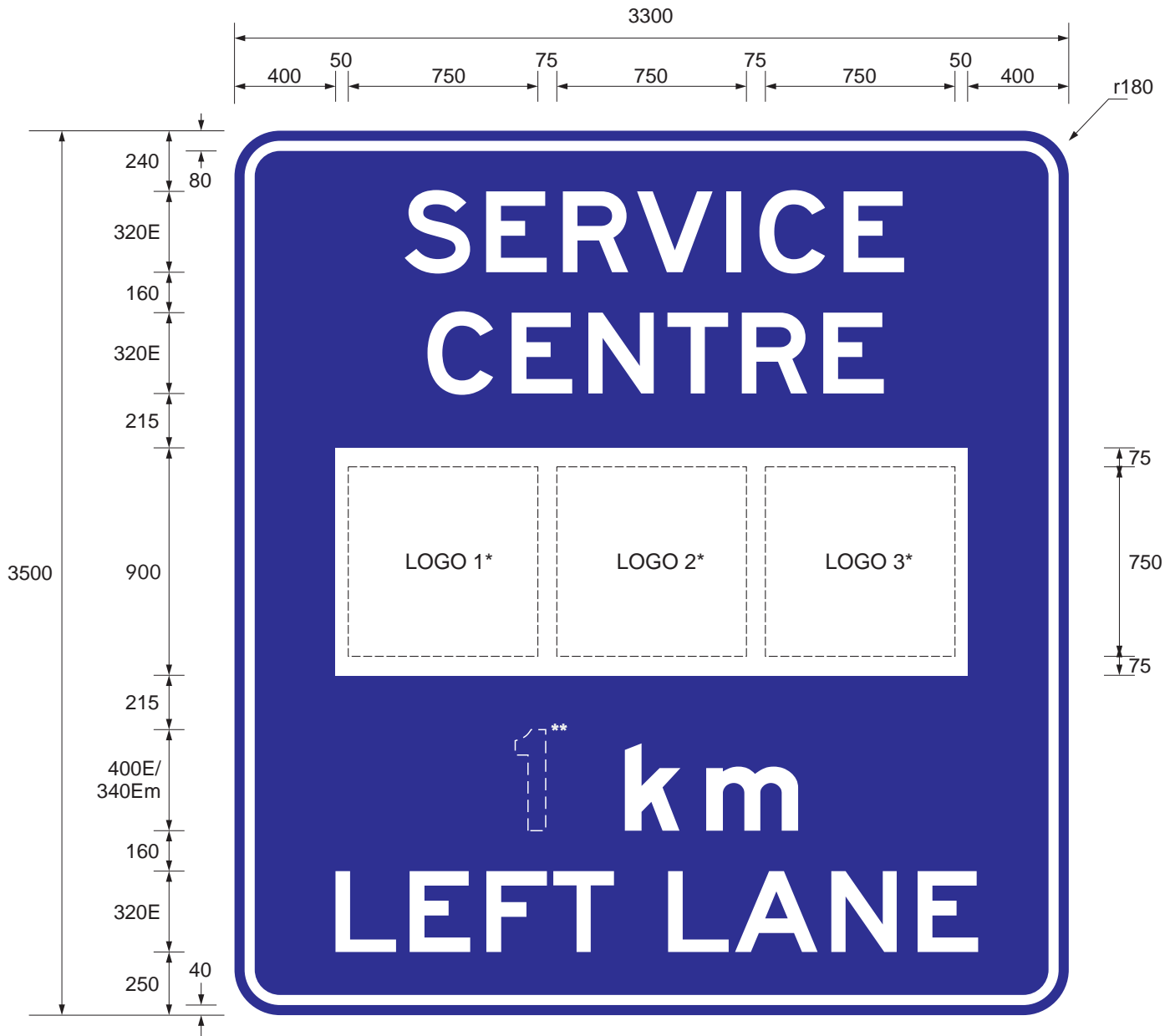
Scale
Not to Scale

[Signature]
PRINCIPAL ENGINEER
(Traffic Engineering)

5/05/17
Date

GE7-3-Q01

A	B			
---	---	--	--	--



Colour Legend

- Retroreflective blue
- Retroreflective white

Notes

1. * No more than three logos are to be utilised on the sign. If an accredited Tourism Queensland information booth is located at the Service Centre Information symbol SQ04 shall be one of the three logos used on the sign.
2. The Service Centre management to determine the logos to be displayed.
3. ** Insert appropriate number for the distance to the Service Centre. e.g. 1.



**Queensland
Government**

FREEWAY GUIDE SIGN

"SERVICE CENTRE km LEFT LANE"
with logos

Department of Transport and Main Roads
Infrastructure Management & Delivery Division

APPROVED AS OFFICIAL TRAFFIC SIGN

Designed
TV 6/08

Checked
DJ 6/08

Scale
Not to Scale

[Signature]
PRINCIPAL ENGINEER
(Traffic Engineering)

5/05/17
Date

GE7-3-Q02

A	B			
---	---	--	--	--



Colour Legend

- Retroreflective blue
- Retroreflective white

Notes

1. This sign to be used prior to the Service Centre when there is no other Service Centre less than 50km away.



**Queensland
Government**

FREEWAY GUIDE SIGN

**"SERVICE CENTRE
NEXT EXIT"**

Department of Transport and Main Roads
Infrastructure Management & Delivery Division

APPROVED AS OFFICIAL TRAFFIC SIGN

Designed
TV 6/08

Checked
DJ 6/08

Scale
Not to Scale

R King
PRINCIPAL ENGINEER
(Traffic Engineering)

5/05/17
Date

GE7-3-Q03

A	B			
---	---	--	--	--



Examples

Colour Legend

- Black
- Retroreflective white

Note: * Insert appropriate type of arterial e.g. Motorway or Freeway.



**Queensland
Government**

GUIDE SIGN

**"FREEWAY/MOTORWAY ENTRY
RESTRICTED WHEN FLASHING"**

Department of Transport and Main Roads
Infrastructure Management & Delivery Division

APPROVED AS OFFICIAL TRAFFIC SIGN

GE9-Q02

Designed
RH 2/96

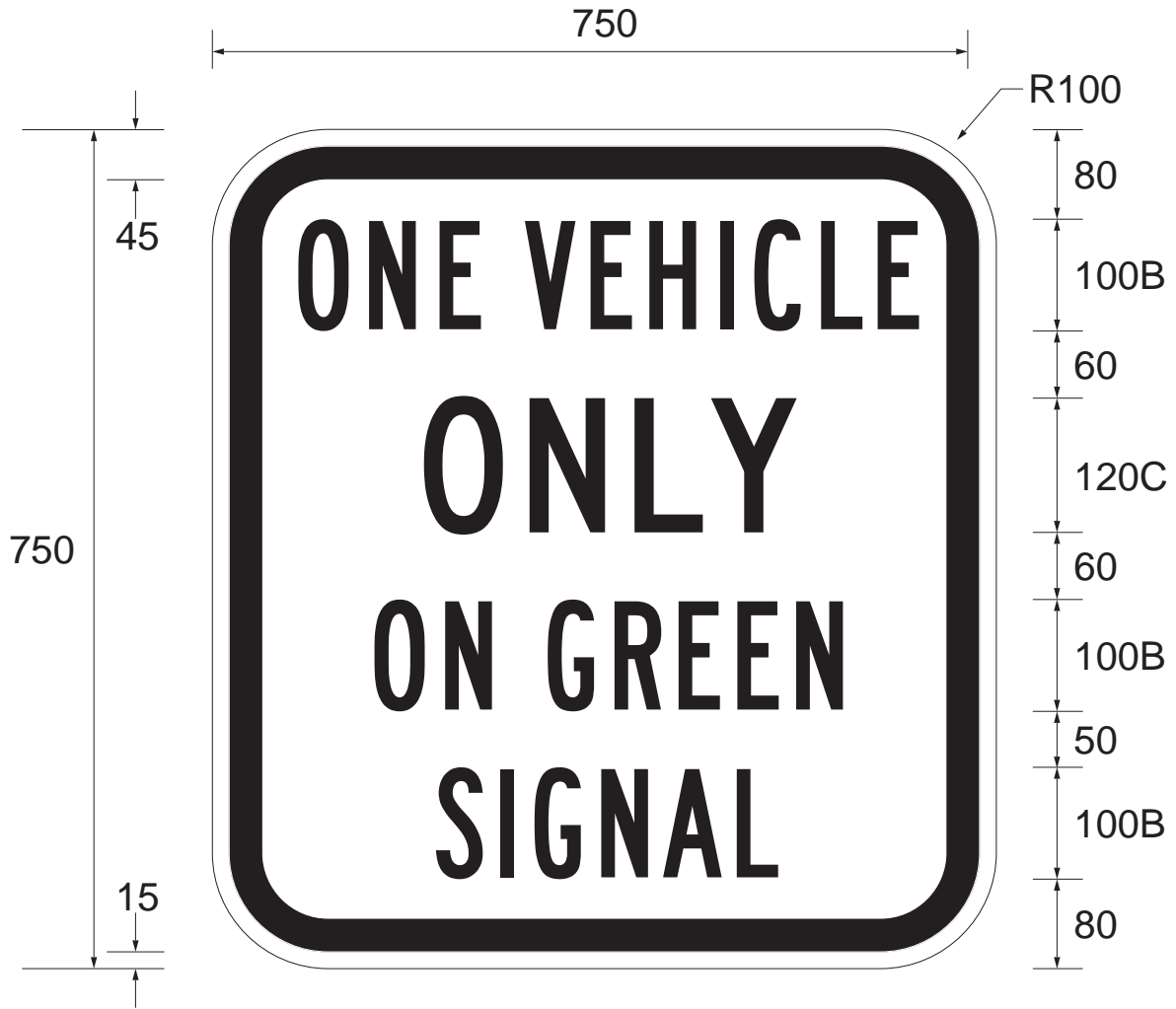
Checked
JD 2/96

Scale
Not to Scale

R King
PRINCIPAL ENGINEER
(Traffic Engineering)

27/05/16
Date

A	B	C		
---	---	---	--	--



Colour Legend

- Black
- Retroreflective white



**Queensland
Government**

FREEWAY GUIDE SIGN

“ONE VEHICLE ONLY ON GREEN SIGNAL”

Department of Transport and Main Roads
Infrastructure Management & Delivery Division

APPROVED AS OFFICIAL TRAFFIC SIGN

GE9-Q03

Designed
RH 2/96

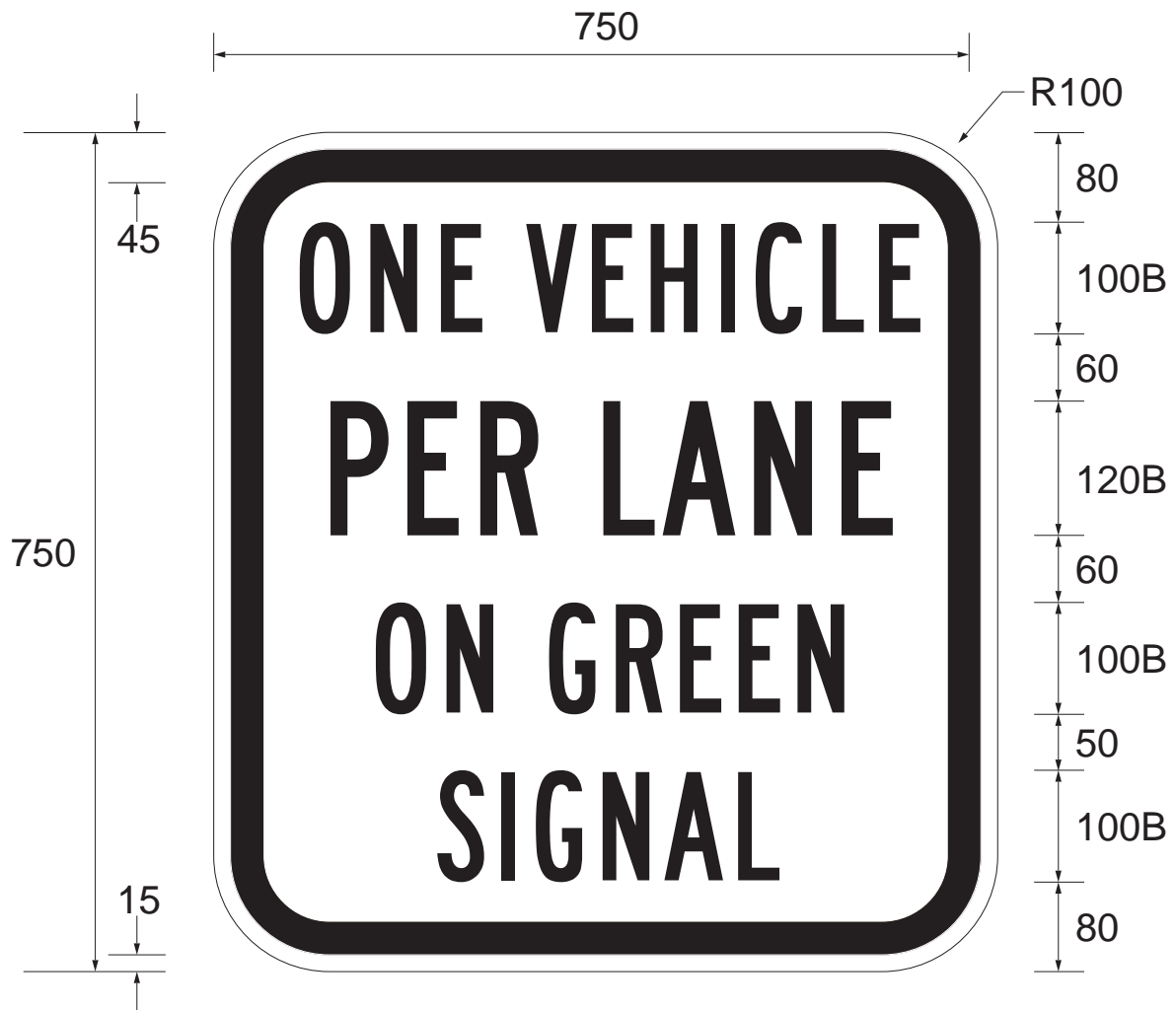
Checked
JD 2/96

Scale
Not to Scale

R King
PRINCIPAL ENGINEER
(Traffic Engineering)

27/05/16
Date

A	B			
---	---	--	--	--



Colour Legend

- Black
- Retroreflective white



**Queensland
Government**

FREEWAY GUIDE SIGN

“ONE VEHICLE PER LANE ON GREEN SIGNAL”

Department of Transport and Main Roads
Infrastructure Management & Delivery Division

APPROVED AS OFFICIAL TRAFFIC SIGN

GE9-Q04

Designed
RH 2/96

Checked
JD 2/96

Scale
Not to Scale

R King
PRINCIPAL ENGINEER
(Traffic Engineering)

27/05/16
Date

A	B			
---	---	--	--	--



Notes:

1. This sign may be used in advance of an exit on a motorway that leads to a nearby local tourist area that is also an access point to other tourist destinations.
2. Image is to be a single high resolution image printed on a transparent overlay on a Class 1W retroreflective background.
3. The image must be approved and supported by the relevant Regional Tourism Organisation (RTO) and Local Government.
4. Protective overlay film recommended.
5. A destination name may be used to assist drivers to travel to a tourist area. The destination name would generally already have good direction signage and the tourist area would be signed from or near to this destination point.
6. *Insert appropriate place of interest name, e.g. REDCLIFFE.
7. **Insert appropriate tourist area accessed from the place of interest, e.g. MORETON BAY AND ISLANDS.
8. ***Insert appropriate exit number, e.g. 120A.
9. Where a longer place of interest name is required, its legend may be reduced to 300D and / or the message plate width may be increased by up to 10%, refer GE11-Q02_1.
10. Where three lines of areas accessed may be required, refer to GE11-Q02_1.

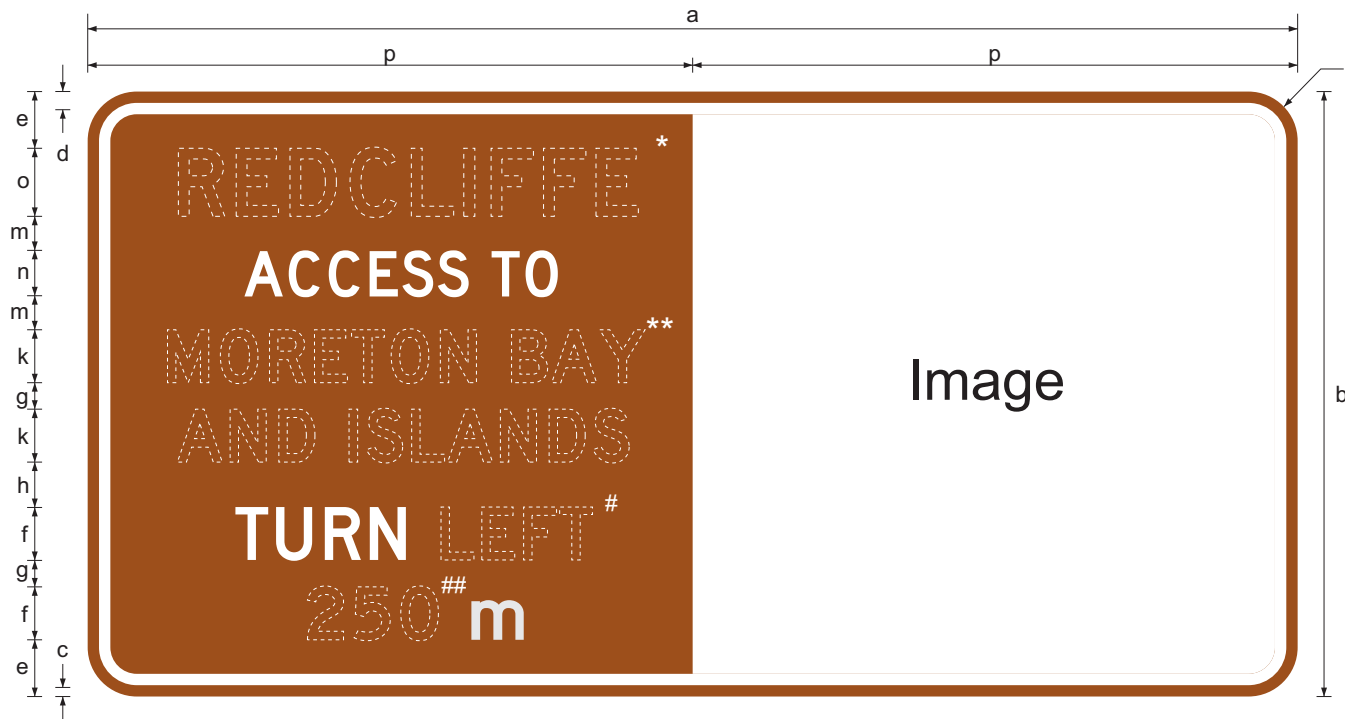
Colour Legend

- Retroreflective white
- Retroreflective brown
- Retroreflective green



Example

	Queensland Government Department of Transport and Main Roads Infrastructure Management & Delivery Division		APPROVED AS OFFICIAL TRAFFIC SIGN		TOURIST INFORMATION SIGN LOCAL TOURIST AREA ACCESS TO EXIT (MOTORWAYS)		GE11-Q01_1 Page 1 of 2			
	Designed RH 02/21	Checked DJ 02/21	Scale Not to Scale	 PRINCIPAL ENGINEER (Traffic Engineering)	24/2/21 Date			A		



	a	b	c	d	e	f	g	h	k	m	n	o	p	r
A	3200	1600	30	60	150	140D	70	120	140D	90	120D	180D	1600	130
B	4000	1800	30	60	160	160D	80	130	160D	100	140D	210D	2000	130

Notes:

1. This sign may be used in advance of an intersection that leads to a nearby local tourist area that is also an access point to other tourist destinations.
2. Image is to be a single high resolution image printed on a transparent overlay on a Class 1W retroreflective background.
3. The image must be approved and supported by the relevant Regional Tourism Organisation (RTO) and Local Government.
4. Protective overlay film recommended.
5. A destination name may be used to assist drivers to travel to a tourist area. The destination name would generally already have good direction signage and the tourist area would be signed from or near to this destination point.
6. *Insert appropriate place of interest name, e.g. REDCLIFFE.
7. **Insert appropriate tourist areas accessed from the place of interest, e.g. MORETON BAY AND ISLANDS.
8. #Insert appropriate direction. e.g. LEFT / RIGHT.
9. ##Insert appropriate distance to the intersection, e.g. 250.
10. Where three lines of areas to accessed are required, refer to GE11-Q02_2.
11. Where place of interest names may be required to be longer the legend can be reduced to be 10% smaller.

Colour Legend

- Retroreflective white
- Retroreflective brown



Example

	Department of Transport and Main Roads Infrastructure Management & Delivery Division		APPROVED AS OFFICIAL TRAFFIC SIGN		TOURIST INFORMATION SIGN LOCAL TOURIST AREA ACCESS TO TURN m (LOCAL ROADS)	GE11-Q01_2							
	Designed RH 02/21	Checked DJ 02/21	Scale Not to Scale	 PRINCIPAL ENGINEER (Traffic Engineering)		24/2/21 Date	Page 2 of 2						
									A				



Colour Legend

- Retroreflective white
- Retroreflective brown
- Retroreflective green

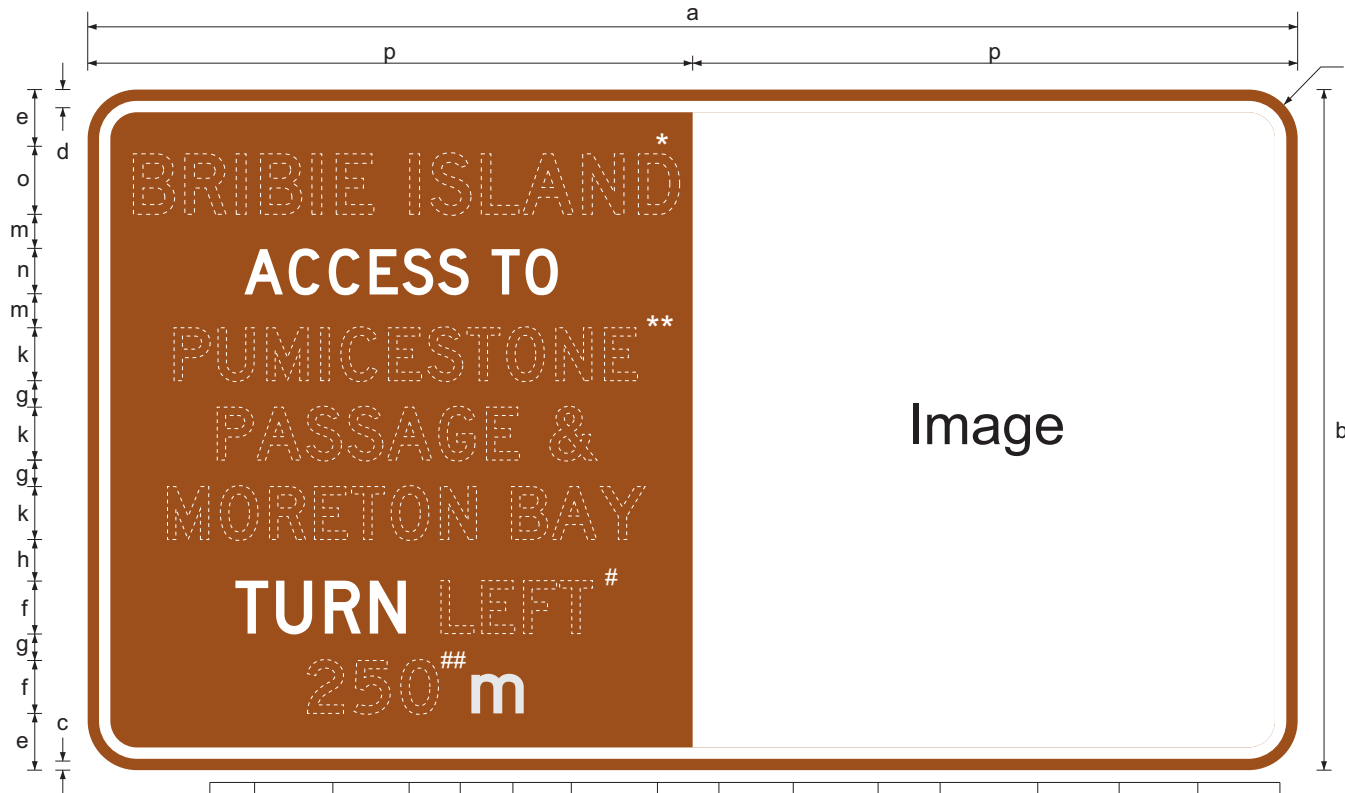


Example

Notes:

1. This sign may be used in advance of an exit on a motorway that leads to a nearby local tourist area that is also an access point to other tourist destinations.
2. Image is to be a single high resolution image printed on a transparent overlay on a Class 1W retroreflective background.
3. The image must be approved and supported by the relevant Regional Tourism Organisation (RTO) and Local Government.
4. Protective overlay film recommended.
5. A destination name may be used to assist drivers to travel to a tourist area. The destination name would generally already have good direction signage and the tourist area would be signed from or near to this destination point.
6. *Insert appropriate place of interest name. e.g. BRIBIE ISLAND.
7. **Insert appropriate tourist area accessed from the place of interest. e.g. PUMICESTONE PASSAGE & MORETON BAY.
8. ***Insert appropriate exit number. e.g. 152.
9. When a shorter place of interest name is used, its legend may be increased to 320D, and if possible, the image width should be returned to the standard 50% of sign. Refer GE11-Q01_1.

	Queensland Government Department of Transport and Main Roads Infrastructure Management & Delivery Division		APPROVED AS OFFICIAL TRAFFIC SIGN		TOURIST INFORMATION SIGN LOCAL TOURIST AREA ACCESS TO EXIT (MOTORWAY)			GE11-Q02_1 Page 1 of 2			
	Designed RH 02/21	Checked DJ 02/21	Scale Not to Scale	 PRINCIPAL ENGINEER (Traffic Engineering)	24/2/21 Date				A		



	a	b	c	d	e	f	g	h	k	m	n	o	p	r
A	3200	1800	30	60	150	140D	70	110	140D	90	120D	180D	1600	130
B	4000	2000	30	60	150	160D	80	120	160D	100	140D	200D	2000	130

Notes:

1. This sign may be used in advance of an intersection that leads to a nearby local tourist area that is also an access point to other tourist destinations.
2. Image is to be a single high resolution image printed on a transparent overlay on a Class 1W retroreflective background.
3. The image must be approved and supported by the relevant Regional Tourism Organisation (RTO) and Local Government.
4. Protective overlay film recommended.
5. A destination name may be used to assist drivers to travel to a tourist area. The destination name would generally already have good direction signage and the tourist area would be signed from or near to this destination point.
6. *Insert appropriate place of interest name. e.g. BRIBIE ISLAND.
7. **Insert appropriate tourist area accessed from the place of interest. e.g. PUMICESTONE PASSAGE & MORETON BAY.
8. #Insert appropriate direction. e.g. LEFT / RIGHT.
9. ##Insert appropriate distance to the intersection. e.g. 250
10. Where only two lines of areas to be accessed are required, refer to GE11-Q01_2.
11. Where place of interest names may be required to be longer the legend can reduced to be 10% smaller.

Colour Legend

- Retroreflective white
- Retroreflective brown



Example

APPROVED AS OFFICIAL TRAFFIC SIGN

R King
 PRINCIPAL ENGINEER
 (Traffic Engineering)

24/2/21
 Date

TOURIST INFORMATION SIGN
LOCAL TOURIST AREA
ACCESS TO
(LOCAL ROADS)

GE11-Q02_2

Page 2 of 2

Designed
 RH 02/21

Checked
 DJ 02/21

Scale
 Not to Scale

A				
---	--	--	--	--



Department of Transport and Main Roads
 Infrastructure Management & Delivery Division



Colour Legend

-  Class 400 retroreflective white
-  Class 400 retroreflective brown
-  Class 400 retroreflective blue
-  Class 400 retroreflective yellow

Notes:

1. This sign may be located at the entrance to a tourist region on an expressway type road.
2. Images are to be high resolution images printed on a transparent overlay on a Class 400 retroreflective background.
3. The images must be approved and supported by the relevant Regional Tourism Organisation (RTO). If desired, a single image across the whole sign may be used in lieu of two images.
4. Protective overlay film recommended.
5. * Insert appropriate tourist region name (see page 9 for list).
6. ** Font is Helvetica Bold or equivalent.
7. If not used on a non-expressway type road, refer to G11-060-Q01.




EXAMPLE

 Queensland Government	Department of Transport and Main Roads Infrastructure Management & Delivery Division		ISSUED AS OFFICIAL TRAFFIC SIGN		TOURIST INFORMATION SIGN "WELCOME TO THE [TOURIST REGION NAME]" MOTORWAY (1 LINE)	GE11-060-Q01_1 (previously G11-Q04)	
	Designed RH 02/26	Checked DJ 02/26	Scale Not to Scale	 DIRECTOR (Traffic Engineering)		24/02/26 Date	Page 1 of 10
							A



Colour Legend

-  Class 400 retroreflective white
-  Class 400 retroreflective brown
-  Class 400 retroreflective blue
-  Class 400 retroreflective yellow

Notes:

1. This sign may be located at the entrance to a tourist region on an expressway type road.
2. Images are to be high resolution images printed on a transparent overlay on a Class 400 retroreflective background.
3. The images must be approved and supported by the relevant Regional Tourism Organisation (RTO). If desired, a single image across the whole sign may be used in lieu of two images.
4. Protective overlay film recommended.
5. * Insert appropriate tourist region name (see page 9 for list).
6. ** Font is Helvetica Bold or equivalent.
7. If not used on a non-expressway type road, refer to G11-060-Q01.



Department of Transport and Main Roads
Infrastructure Management & Delivery Division

ISSUED AS OFFICIAL TRAFFIC SIGN

Just Dahl
DIRECTOR
(Traffic Engineering)

24/02/26
Date

TOURIST INFORMATION SIGN

"WELCOME TO THE [TOURIST REGION NAME]"
MOTORWAY (2 LINES)

GE11-060-Q01_2
(previously G11-Q04)

Page 2 of 10

Designed
RH 02/26

Checked
DJ 02/26

Scale
Not to Scale

A				
---	--	--	--	--



Colour Legend

- Class 400 retroreflective white
- Class 400 retroreflective brown
- Class 400 retroreflective blue
- Class 400 retroreflective yellow

Notes:

1. This sign may be located at the entrance to a tourist region on an expressway type road.
2. Images are to be high resolution images printed on a transparent overlay on a Class 400 retroreflective background.
3. The images must be approved and supported by the relevant Regional Tourism Organisation (RTO). If desired, a single image across the whole sign may be used in lieu of two images.
4. Protective overlay film recommended.
5. * Insert appropriate tourist region name (see page 10 for list).
6. ** Font is Helvetica Bold or equivalent.
7. If not used on a non-expressway type road, refer to G11-060-Q01.



EXAMPLE

	Queensland Government Department of Transport and Main Roads Infrastructure Management & Delivery Division		ISSUED AS OFFICIAL TRAFFIC SIGN 	24/02/26 Date	TOURIST INFORMATION SIGN "WELCOME TO [TOURIST REGION NAME]" MOTORWAY (1 LINE)	GE11-060-Q01_3 (previously G11-Q04)
	Designed RH 02/26	Checked DJ 02/26	Scale Not to Scale	DIRECTOR (Traffic Engineering)		



Colour Legend

- Class 400 retroreflective white
- Class 400 retroreflective brown
- Class 400 retroreflective blue
- Class 400 retroreflective yellow

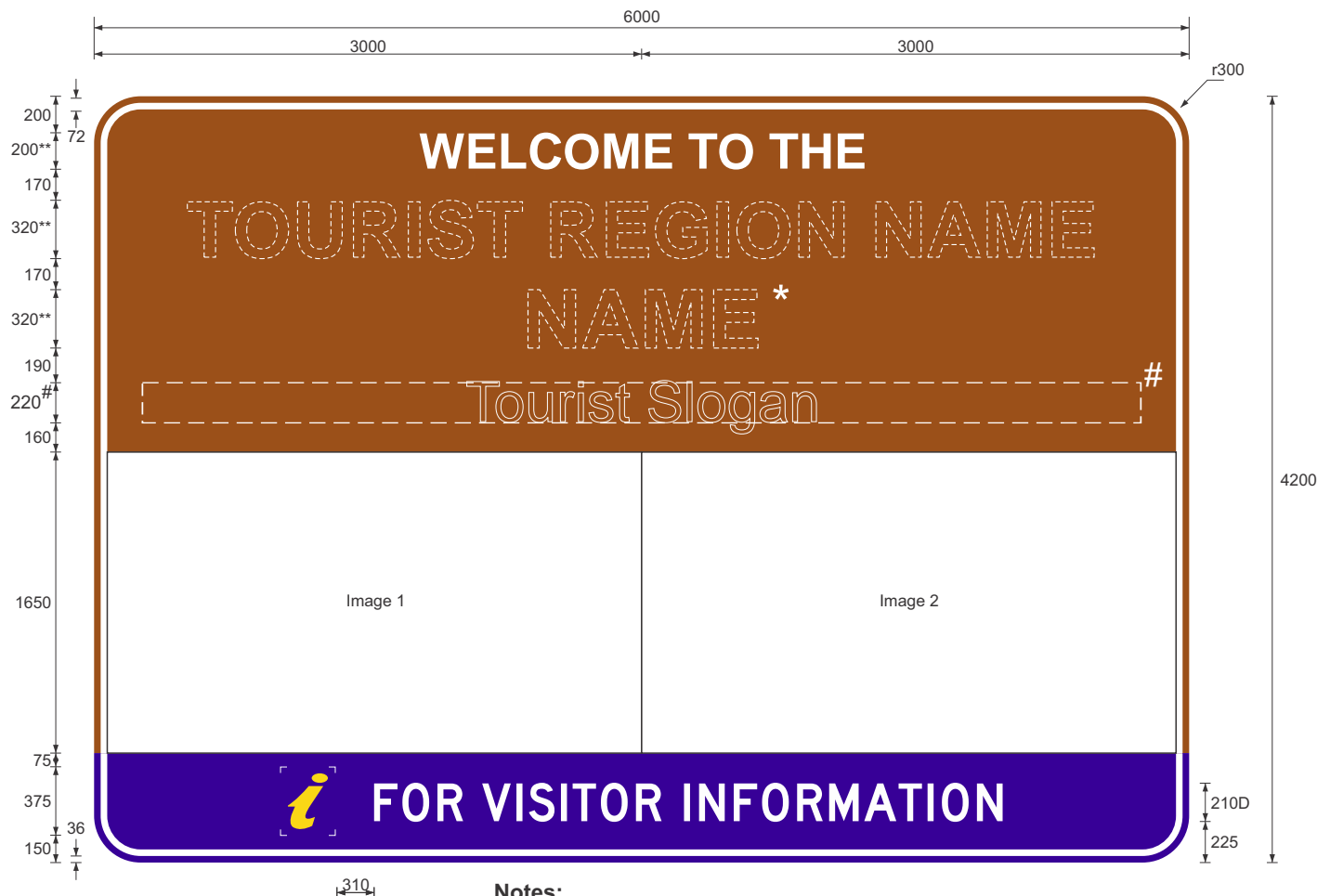
Notes:

1. This sign may be located at the entrance to a tourist region on an expressway type road.
2. Images are to be high resolution images printed on a transparent overlay on a Class 400 retroreflective background.
3. The images must be approved and supported by the relevant Regional Tourism Organisation (RTO). If desired, a single image across the whole sign may be used in lieu of two images.
4. Protective overlay film recommended.
5. * Insert appropriate tourist region name (see page 10 for list).
6. ** Font is Helvetica Bold or equivalent.
7. If not used on a non-expressway type road, refer to G11-060-Q01.



EXAMPLE

	Queensland Government Department of Transport and Main Roads Infrastructure Management & Delivery Division	ISSUED AS OFFICIAL TRAFFIC SIGN DIRECTOR (Traffic Engineering)	24/02/26 Date	TOURIST INFORMATION SIGN "WELCOME TO [TOURIST REGION NAME]" MOTORWAY - (2 LINES)	GE11-060-Q01_4 (previously G11-Q04) Page 4 of 10 A
Designed RH 02/26	Checked DJ 02/26	Scale Not to Scale			




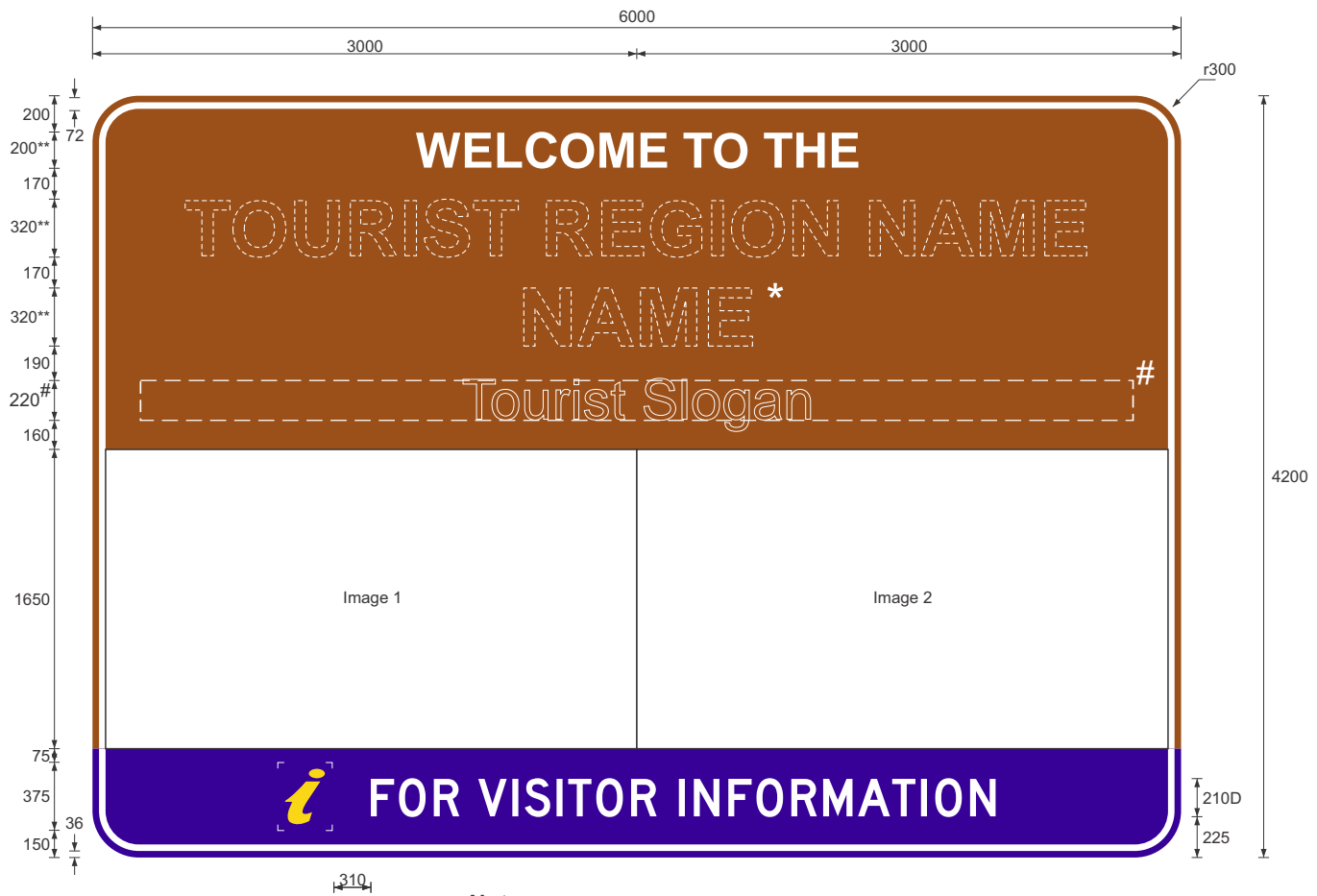
Colour Legend

-  Class 400 retroreflective white
-  Class 400 retroreflective brown
-  Class 400 retroreflective blue
-  Class 400 retroreflective yellow

Notes:

1. This sign may be located at the entrance to a tourist region on an expressway type road.
2. Images are to be high resolution images printed on a transparent overlay on a Class 400 retroreflective background.
3. The images must be approved and supported by the relevant Regional Tourism Organisation (RTO). If desired, a single image across the whole sign may be used in lieu of two images.
4. Protective overlay film recommended.
5. * Insert appropriate tourist region name (see page 9 for list).
6. # Insert appropriate tourist slogan. Text to be Helvetica or equivalent. The tourist slogan must be approved and supported by both the relevant RTO and local governments.
7. ** Font is Helvetica Bold or equivalent.
8. If not used on a non-expressway type road, refer to G11-060-Q01.

 Queensland Government	Department of Transport and Main Roads Infrastructure Management & Delivery Division		ISSUED AS OFFICIAL TRAFFIC SIGN		TOURIST INFORMATION SIGN "WELCOME TO THE [TOURIST REGION NAME]" MOTORWAY WITH SLOGAN (1 LINE)	GE11-060-Q01_5 <small>(previously TC2269)</small>	
	Designed RH 02/26	Checked DJ 02/26	Scale Not to Scale	 DIRECTOR (Traffic Engineering)		24/02/26 Date	Page 5 of 10
							A



Colour Legend

- Class 400 retroreflective white
- Class 400 retroreflective brown
- Class 400 retroreflective blue
- Class 400 retroreflective yellow

Notes:





1. This sign may be located at the entrance to a tourist region on an expressway type road.
2. Images are to be high resolution images printed on a transparent overlay on a Class 400 retroreflective background.
3. The images must be approved and supported by the relevant Regional Tourism Organisation (RTO). If desired, a single image across the whole sign may be used in lieu of two images.
4. Protective overlay film recommended.
5. * Insert appropriate tourist region name (see page 9 for list).
6. # Insert appropriate tourist slogan. Text to be Helvetica or equivalent. The tourist slogan must be approved and supported by both the relevant RTO and local governments.
7. ** Font is Helvetica Bold or equivalent.
8. If not used on a non-expressway type road, refer to G11-060-Q01.

	Queensland Government Department of Transport and Main Roads Infrastructure Management & Delivery Division		ISSUED AS OFFICIAL TRAFFIC SIGN DIRECTOR (Traffic Engineering)	24/02/26 Date	TOURIST INFORMATION SIGN "WELCOME TO THE [TOURIST REGION NAME]" MOTORWAY WITH SLOGAN (2 LINES)	GE11-060-Q01_6 (previously TC2269)
	Designed RH 02/26	Checked DJ 02/26	Scale Not to Scale	Page 6 of 10		

A				
---	--	--	--	--



Colour Legend

-  Class 400 retroreflective white
-  Class 400 retroreflective brown
-  Class 400 retroreflective blue
-  Class 400 retroreflective yellow

Notes:

1. This sign may be located at the entrance to a tourist region on an expressway type road.
2. Images are to be high resolution images printed on a transparent overlay on a Class 400 retroreflective background.
3. The images must be approved and supported by the relevant Regional Tourism Organisation (RTO). If desired, a single image across the whole sign may be used in lieu of two images.
4. Protective overlay film recommended.
5. * Insert appropriate tourist region name (see page 10 for list).
6. # Insert appropriate tourist slogan. Text to be Helvetica or equivalent. The tourist slogan must be approved and supported by both the relevant RTO and local governments.
7. ** Font is Helvetica Bold or equivalent.
8. If not used on a non-expressway type road, refer to G11-060-Q01.



EXAMPLE

 Queensland Government	Department of Transport and Main Roads Infrastructure Management & Delivery Division		ISSUED AS OFFICIAL TRAFFIC SIGN  DIRECTOR (Traffic Engineering)		24/02/26 Date		TOURIST INFORMATION SIGN "WELCOME TO [TOURIST REGION NAME]" MOTORWAY WITH SLOGAN (1 LINE)		GE11-060-Q01_7 (previously TC2269)	
	Designed RH 02/26	Checked DJ 02/26	Scale Not to Scale							Page 7 of 10 <div style="display: flex; justify-content: space-between;"> A </div>



Notes:

1. This sign may be located at the entrance to a tourist region on an expressway type road.
2. Images are to be high resolution images printed on a transparent overlay on a Class 400 retroreflective background.
3. The images must be approved and supported by the relevant Regional Tourism Organisation (RTO). If desired, a single image across the whole sign may be used in lieu of two images.
4. Protective overlay film recommended.
5. * Insert appropriate tourist region name (see page 10 for list).
6. # Insert appropriate tourist slogan. Text to be Helvetica or equivalent. The tourist slogan must be approved and supported by both the relevant RTO and local governments.
7. ** Font is Helvetica Bold or equivalent.
8. If not used on a non-expressway type road, refer to G11-060-Q01.

Colour Legend

-  Class 400 retroreflective white
-  Class 400 retroreflective brown
-  Class 400 retroreflective blue
-  Class 400 retroreflective yellow




EXAMPLE

 Queensland Government	Department of Transport and Main Roads Infrastructure Management & Delivery Division		<u>ISSUED AS OFFICIAL TRAFFIC SIGN</u>  DIRECTOR (Traffic Engineering)		TOURIST INFORMATION SIGN "WELCOME TO [TOURIST REGION NAME]" MOTORWAY WITH SLOGAN (2 LINES)	GE11-060-Q01_8 (previously TC2269)
	Designed RH 02/26	Checked DJ 02/26	Scale Not to Scale	24/02/26 Date		Page 8 of 10

**“WELCOME TO THE”
Tourist Region Name options**

1. Gold Coast
2. Fraser Coast
3. Sunshine Coast
4. Whitsundays



 Queensland Government	Department of Transport and Main Roads Infrastructure Management & Delivery Division		<u>ISSUED AS OFFICIAL TRAFFIC SIGN</u>		TOURIST INFORMATION SIGN “WELCOME TO THE [TOURIST REGION NAME]” EXAMPLES	GE11-060-Q01_9 <small>(previously G11-Q04)</small>				
			 DIRECTOR (Traffic Engineering)			24/02/26 Date	Page 9 of 10			
Designed RH 02/26	Checked DJ 02/26	Scale Not to Scale					A <input type="checkbox"/> <input type="checkbox"/> <input type="checkbox"/> <input type="checkbox"/> <input type="checkbox"/>			

**“WELCOME TO”
Tourist Region Name options**

1. Queensland Country
2. Bundaberg
3. Gladstone
4. Townsville
5. Tropical North Queensland
6. Outback Queensland
7. Brisbane
8. Capricorn
9. Mackay Isaac



Department of Transport and Main Roads
Infrastructure Management & Delivery Division

ISSUED AS OFFICIAL TRAFFIC SIGN

Just Dahl
DIRECTOR
(Traffic Engineering)

24/02/26
Date

TOURIST INFORMATION SIGN

“WELCOME TO [TOURIST REGION NAME]”
EXAMPLES

GE11-060-Q01_10
(previously G11-Q04)

Page 10 of 10

Designed
RH 02/26

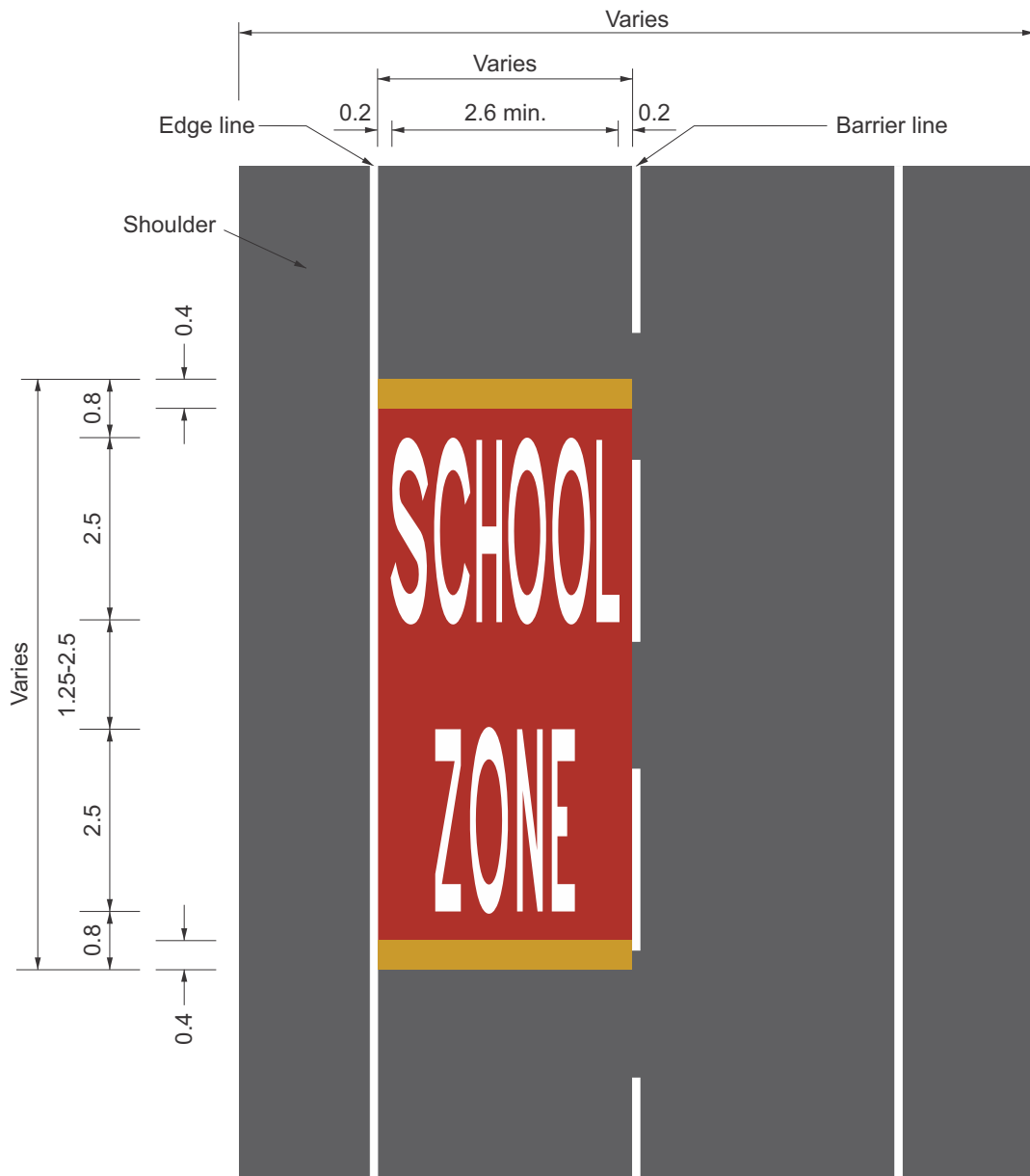
Checked
DJ 02/26

Scale
Not to Scale

A				
---	--	--	--	--

Signface Design Specifications

“PM” Q-Series



Notes:

1. The coloured surface treatment and SCHOOL ZONE pavement message shall meet all jurisdictional requirements for slip resistance and retroreflectivity.
2. All longitudinal lines shall remain and not be impacted by the coloured surface treatment.
3. Dimensions are in metres.
4. For further set-out requirements refer to the Queensland MUTCD Part 4.
5. Dimensions and layout are for speed limits \leq 80 km/h.

Colour Legend

- Mustard (Y42)
- White
- Signal Red (R13)



**Queensland
Government**

**SCHOOL ZONE
THRESHOLD TREATMENT**

Department of Transport and Main Roads
Infrastructure Management & Delivery Division

APPROVED AS OFFICIAL TRAFFIC SIGN

12/05/25
Date

PM-040-Q01

Designed
RH 05/25

Checked
DJ 05/25

Scale
Not to Scale

A/PRINCIPAL ENGINEER
(Traffic Engineering Practice)

A				
---	--	--	--	--

Signface Design Specifications

“R” Q-Series



	a	b	c	d	e	f	g	r
A	1000	1200	15	45	80	120C	45	100
B	1300	1600	20	60	106	160C	60	200
C	1600	2000	20	60	130	200C	75	200

Colour Legend

- Black (legend and border)
- Retroreflective white (background)
- Retroreflective red (border of sign R1-2)

Appication:

For use at cane railway crossings near intersections where the railway crossing approach would normally have priority (refer page 2).



**Queensland
Government**

**CANE RAILWAY CROSSING SIGN
"GIVE WAY - CANE TRAMS ONLY"**

Department of Transport and Main Roads
Infrastructure Management & Delivery Division

APPROVED AS OFFICIAL TRAFFIC SIGN


PRINCIPAL ENGINEER
(Traffic Engineering Practice)

03/02/23
Date

R1-2-Q01_1
Page 1/2

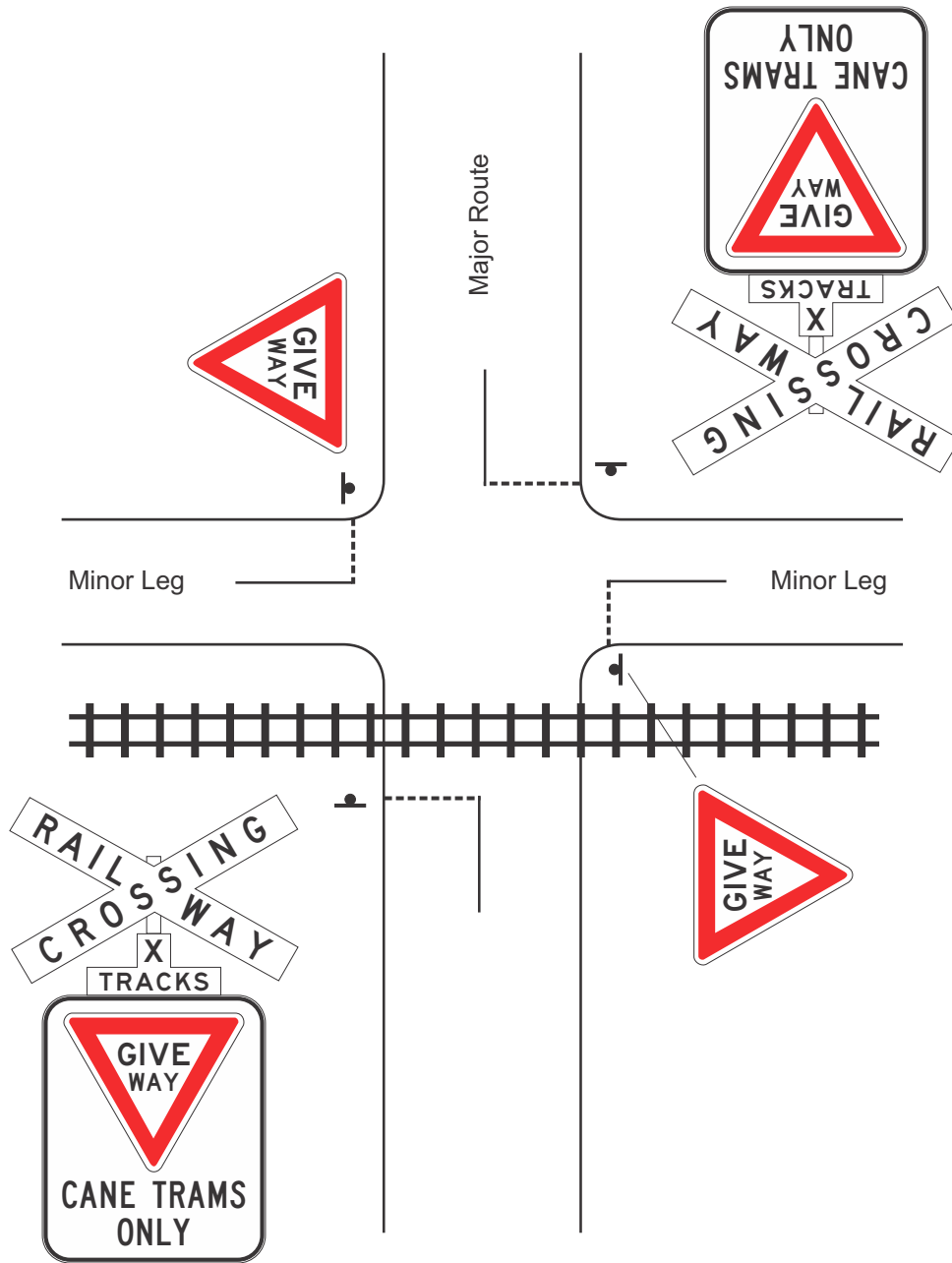
Designed
RH 01/99

Checked
JP 02/23

Scale
Not to Scale

A				
---	--	--	--	--

APPLICATION



Queensland
Government

CANE RAILWAY CROSSING SIGN
“GIVE WAY - CANE TRAMS ONLY”

Department of Transport and Main Roads
Infrastructure Management & Delivery Division

APPROVED AS OFFICIAL TRAFFIC SIGN

[Signature]
PRINCIPAL ENGINEER
(Traffic Engineering Practice)

03/02/23
Date

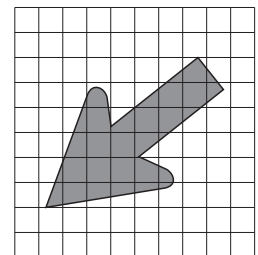
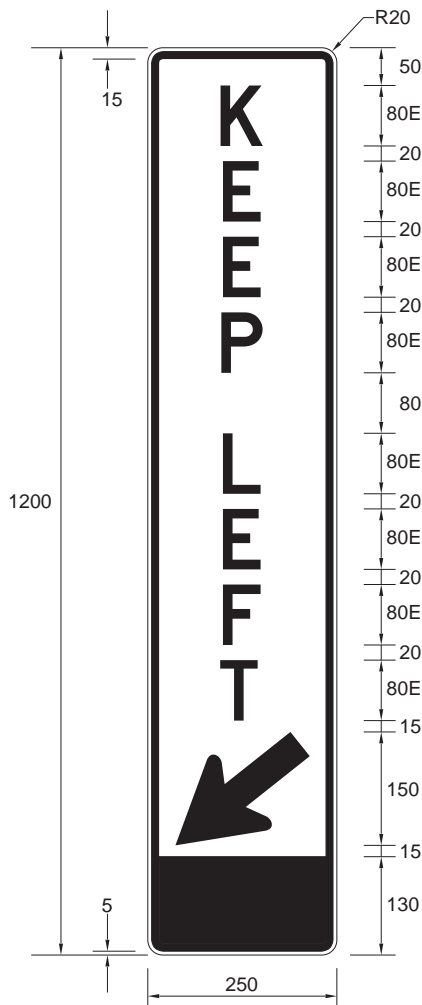
R1-2-Q01_2
Page 2/2

Designed
RH 01/99

Checked
JP 02/23

Scale
Not to Scale

A				
---	--	--	--	--



Colour Legend

- Black
- Retroreflective white

Application: This sign may be used with the four (4) traffic cones on the centre line in advance of a traffic controller in lieu of T5-Q02 (chevron delineator) or at other locations where the "KEEP LEFT" message is required.

Mounting Arrangements: Mounted in "weighted" temporary plastic or rubber support as per T5-Q02.



**Queensland
Government**

**TEMPORARY COLLAPSIBLE
"KEEP LEFT DELINEATOR"**

Department of Transport and Main Roads
Infrastructure Management & Delivery Division

APPROVED AS OFFICIAL TRAFFIC SIGN

R2-3-Q01

Designed
TV 10/16

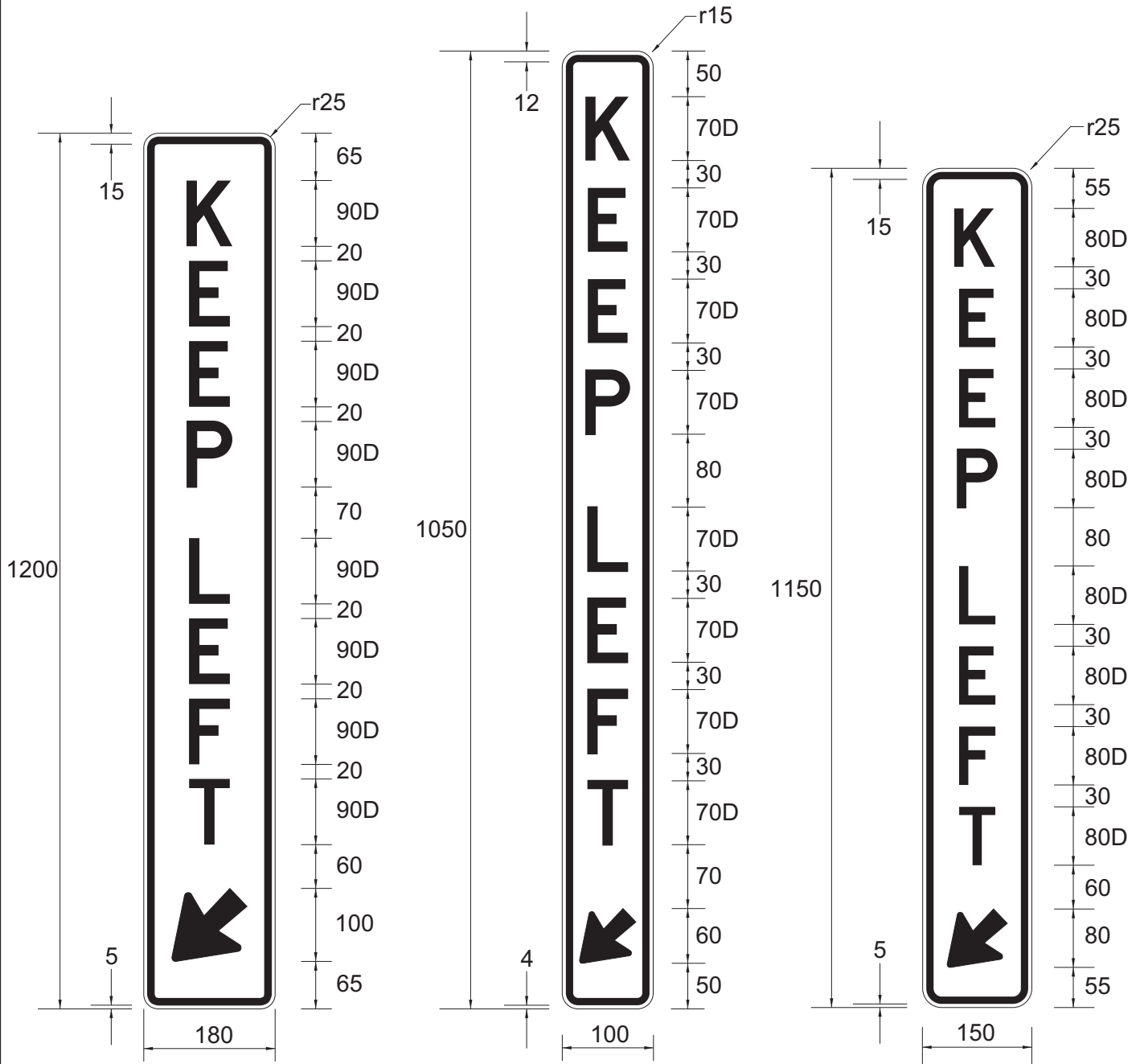
Checked
DJ 10/16

Scale
Not to Scale

R King
PRINCIPAL ENGINEER
(Traffic Engineering)

17/10/16
Date

A			
---	--	--	--



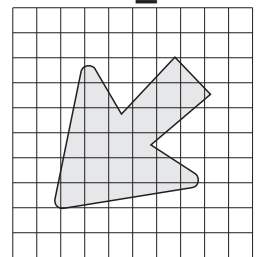
R2-3-Q02_1

R2-3-Q02_2

R2-3-Q02_3

Colour Legend

- Black
- Retroreflective white



**Queensland
Government**

**REGULATORY SIGN
"KEEP LEFT"**

Department of Transport and Main Roads
Infrastructure Management & Delivery Division

APPROVED AS OFFICIAL TRAFFIC SIGN

R2-3-Q02

Designed
RH 02/08

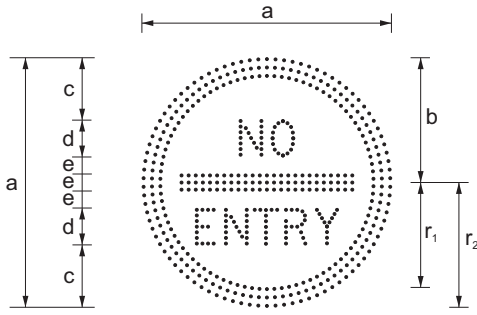
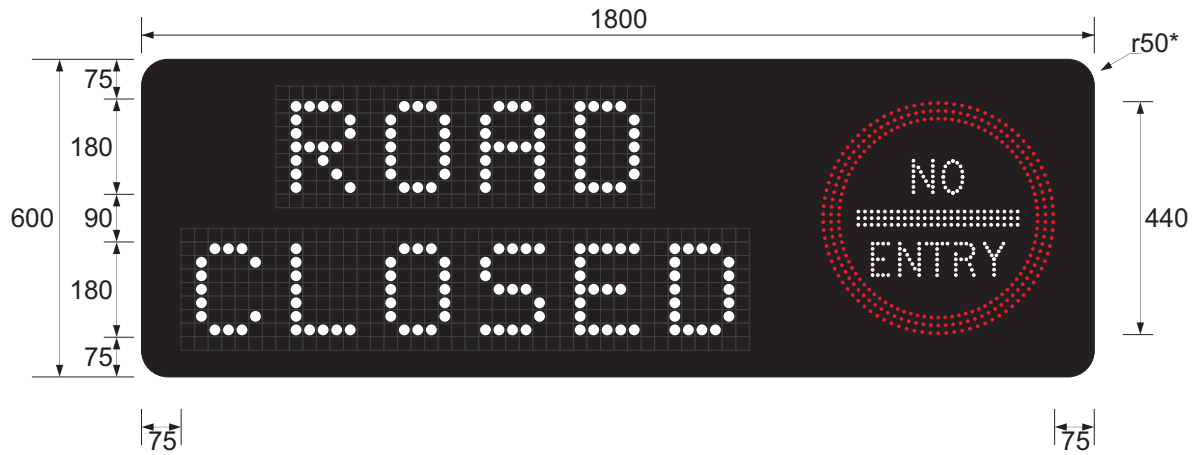
Checked
DJ 05/22

Scale
Not to Scale

R King
PRINCIPAL ENGINEER
(Traffic Engineering)

13/05/22
Date

A	B			
---	---	--	--	--



a	b	c	d	e	r ₁	r ₂
440	220	110	65DN	30	185	220

NO ENTRY symbol details

Notes

1. This LED sign may be used to indicate the road is closed .
2. Where the ROAD CLOSED / NO ENTRY sign may be required to be supplemented with a "DUE TO FLOODING" message, refer to sign design details on page 2.
3. The ROAD CLOSED and NO ENTRY message must be displayed simultaneously.
4. The number of rows in the red annulus are defined in MRTS206.
5. Inner rings of the red annulus must be capable of flashing separately in accordance with operating instructions.
6. * Corners may vary to suit manufacturing process.
7. LED details are indicative and should be approved in accordance with standard display requirements in AS4852 and MRTS229.
8. The NO ENTRY legend should be arranged to match the AS1744 fonts where possible.
9. For performance and operating specifications refer to Department of Transport and Main Roads ITS & Electrical Technology unit. Email:- TrafficEngineering.support@tmr.qld.gov.au.

Colour Legend

- LED white
- LED red
- Black (background)



**Queensland
Government**

**REGULATORY SIGN
"ROAD CLOSED - NO ENTRY "**

Department of Transport and Main Roads
Infrastructure Management & Delivery Division

APPROVED AS OFFICIAL TRAFFIC SIGN

R2-4-Q01_1

Designed
RH 02/21

Checked
DJ 02/21

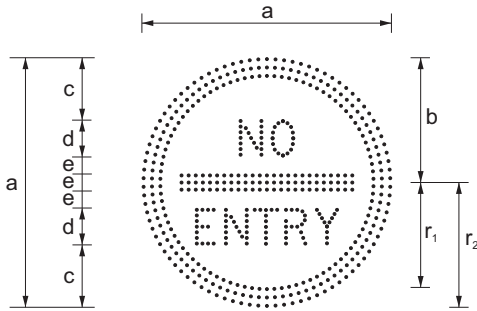
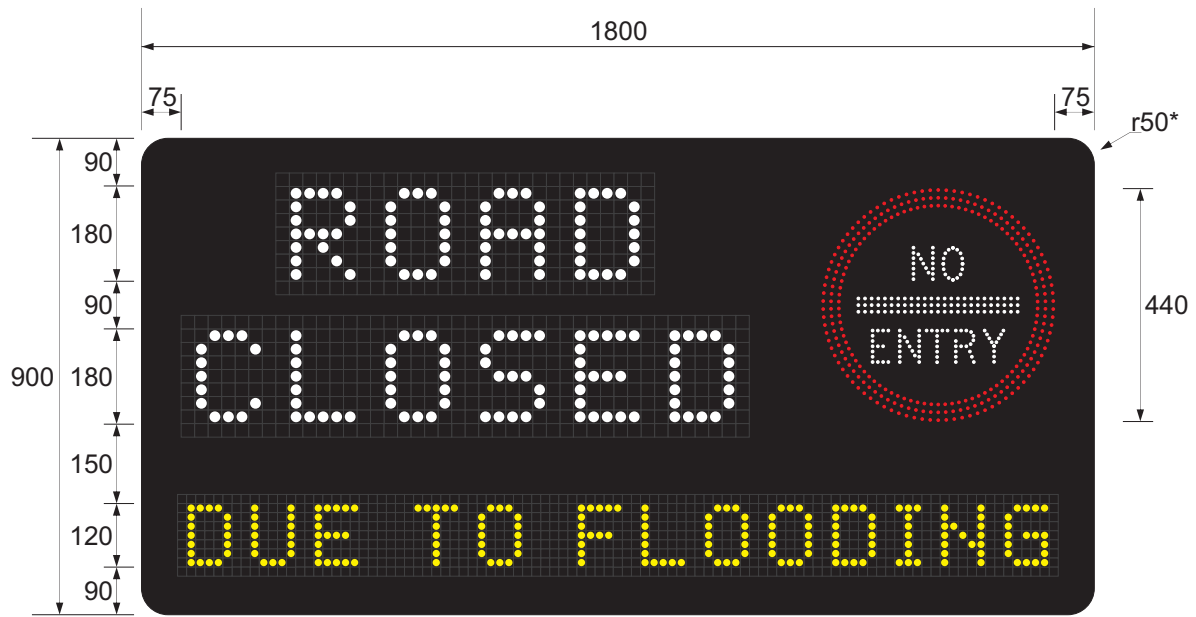
Scale
Not to Scale


PRINCIPAL ENGINEER
(Traffic Engineering)

16/02/21
Date

Page 1 of 4

A			
---	--	--	--



a	b	c	d	e	r ₁	r ₂
440	220	110	65DN	30	185	220

NO ENTRY symbol details

Notes

1. This LED sign may be used to indicate the road is closed due to flooding.
2. For a smaller sign where no DUE TO FLOODING message is required to supplement the "ROAD CLOSED" / "NO ENTRY" message, refer to sign design details on page 1.
3. The ROAD CLOSED and NO ENTRY message must be displayed simultaneously.
4. The number of rows in the red annulus are defined in MRTS206.
5. Inner rings of the red annulus must be capable of flashing separately in accordance with operating instructions.
6. * Corners may vary to suit manufacturing process.
7. LED details are indicative and should be approved in accordance with standard display requirements in AS4852 and MRTS229.
8. The NO ENTRY legend should be arranged to match the AS1744 fonts where possible.
9. For performance and operating specifications refer to Department of Transport and Main Roads ITS & Electrical Technology unit. Email:-
TrafficEngineering.support@tmr.qld.gov.au.

Colour Legend

- LED white
- LED red
- LED yellow
- Black (background)



**Queensland
Government**

**REGULATORY SIGN
"ROAD CLOSED - NO ENTRY"
"DUE TO FLOODING"**

Department of Transport and Main Roads
Infrastructure Management & Delivery Division

APPROVED AS OFFICIAL TRAFFIC SIGN

Designed RH 02/21	Checked DJ 02/21	Scale Not to Scale
----------------------	---------------------	-----------------------

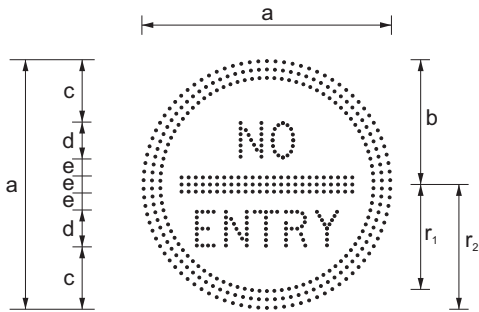
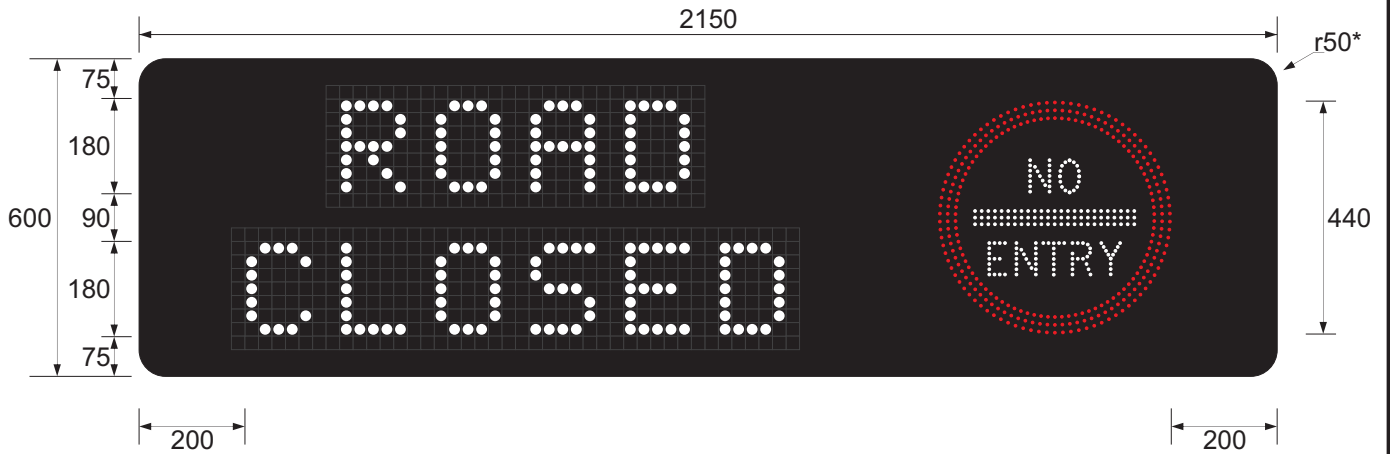
R King
PRINCIPAL ENGINEER
(Traffic Engineering)

16/02/21
Date

R2-4-Q01_2

Page 2 of 4

A			
---	--	--	--



a	b	c	d	e	r ₁	r ₂
440	220	110	65DN	30	185	220

NO ENTRY symbol details



Typical installation example

Notes

1. This LED sign shall be used in conjunction with G9-21-1 guide sign to indicate the road ahead is closed due to flooding. For use with G9-21-2 refer to page 4.
2. The ROAD CLOSED and NO ENTRY message must be displayed simultaneously.
3. The number of rows in the red annulus are defined in MRTS206.
4. Inner rings of the red annulus must be capable of flashing separately in accordance with operating instructions.
5. * Corners may vary to suit manufacturing process.
6. LED details are indicative and should be approved in accordance with standard display requirements on AS4852.
7. The NO ENTRY legend should be arranged to match the AS1744 fonts where possible.
8. For performance and operating specifications refer to Department of Transport and Main Roads ITS & Electrical Technology unit. Email:- TrafficEngineering.support@tmr.qld.gov.au.

Colour Legend

- LED white
- LED red
- Black (background)



Queensland Government

**REGULATORY SIGN
"ROAD CLOSED - NO ENTRY"
"DUE TO FLOODING"**

Department of Transport and Main Roads
Infrastructure Management & Delivery Division

APPROVED AS OFFICIAL TRAFFIC SIGN

Designed
RH 02/21

Checked
DJ 02/21

Scale
Not to Scale

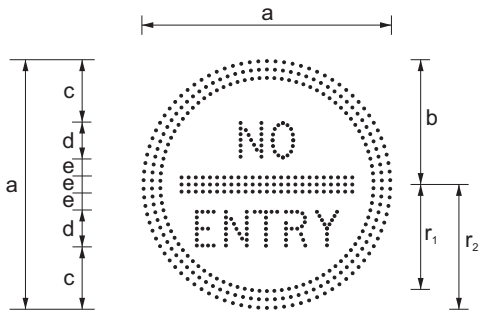
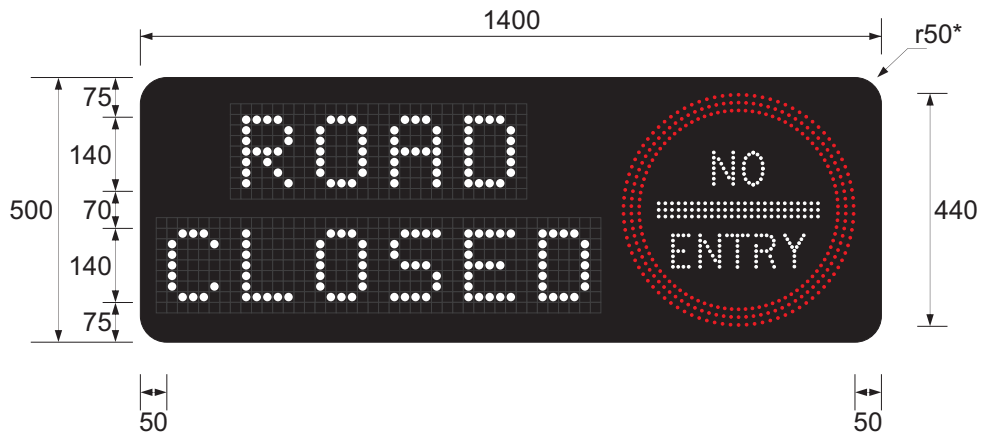
R King
PRINCIPAL ENGINEER
(Traffic Engineering)

16/02/21
Date

R2-4-Q01_3

Page 3 of 4

A			
---	--	--	--



a	b	c	d	e	r ₁	r ₂
440	220	110	65DN	30	185	220

NO ENTRY symbol details

G9-21-2



Typical installation example

Notes

1. This LED sign shall be used in conjunction with G9-21-2 guide sign to indicate the road ahead is closed due to flooding. For use with G9-21-1 refer to page 3.
2. The ROAD CLOSED and NO ENTRY message must be displayed simultaneously.
3. The number of rows in the red annulus are defined in MRTS206.
4. Inner rings of the red annulus must be capable of flashing separately in accordance with operating instructions.
5. * Corners may vary to suit manufacturing process.
6. LED details are indicative and should be approved in accordance with standard display requirements on AS4852.
7. The NO ENTRY legend should be arranged to match the AS1744 fonts where possible.
8. For performance and operating specifications refer to Department of Transport and Main Roads ITS & Electrical Technology unit. Email:- TrafficEngineering.support@tmr.qld.gov.au.

Colour Legend

- LED white
- LED red
- Black (background)



Queensland Government

**REGULATORY SIGN
"ROAD CLOSED - NO ENTRY"
"DUE TO FLOODING"**

Department of Transport and Main Roads
Infrastructure Management & Delivery Division

APPROVED AS OFFICIAL TRAFFIC SIGN

Designed
RH 02/21

Checked
DJ 02/21

Scale
Not to Scale

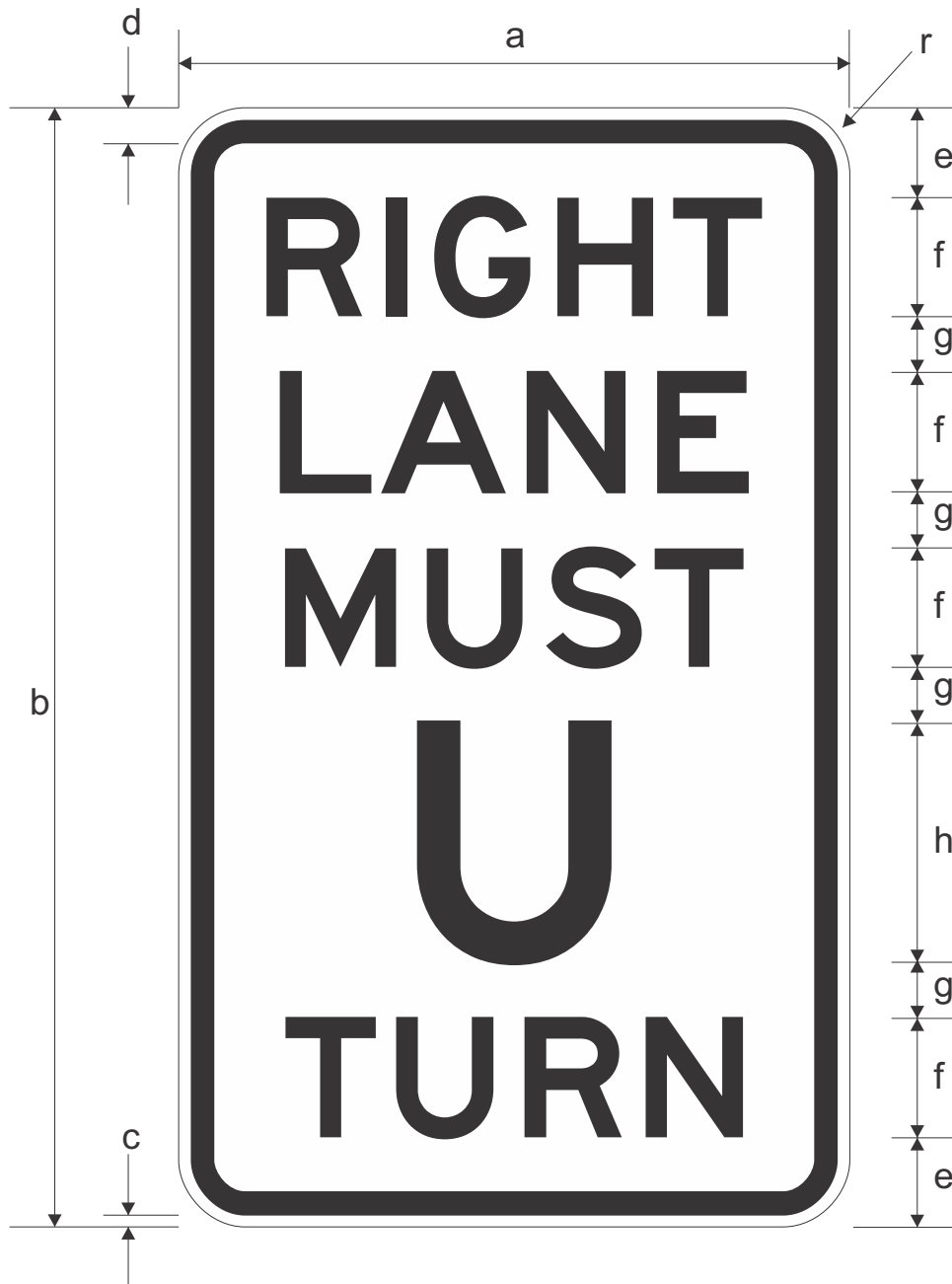
[Signature]
PRINCIPAL ENGINEER
(Traffic Engineering)

16/02/21
Date

R2-4-Q01_4

Page 4 of 4

A			
---	--	--	--



Colour Legend

■ Black

□ Retroreflective white

	a	b	c	d	e	f	g	h	r
A	450	750	10	30	61	80E	37	160E	50
B	600	1000	10	30	82	106E	50	213E	50



**Queensland
Government**

TRAFFIC INSTRUCTION SIGN
"RIGHT LANE MUST U TURN"

Department of Transport and Main Roads
Infrastructure Management & Delivery Division

APPROVED AS OFFICIAL TRAFFIC SIGN

08/05/23
Date

R2-9-Q01

Designed
JD 6/94

Checked
JP 08/23

Scale
Not to Scale

PRINCIPAL ENGINEER
(Traffic Engineering Practice)

A				
---	--	--	--	--



R2-Q02(L)



R2-Q02(R)

	a	b	c	d	e	f	g	h	r
R2-Q02A	600	800	10	30	80	100D	100C	100B	50
R2-Q02B	900	1200	15	45	128	140D	140C	140B	100
R2-Q02C	1200	1600	20	60	160	200D	200C	200B	200

Colour Legend



Black



Retroreflective white



**Queensland
Government**

REGULATORY SIGN
 "THROUGH TRAFFIC
 KEEP LEFT (RIGHT) (L & R)"

Department of Transport and Main Roads
 Infrastructure Management & Delivery Division

APPROVED AS OFFICIAL TRAFFIC SIGN

R2-Q02

27/05/16
 Date

Designed
 RH 8/95

Checked
 JD 8/95

Scale
 Not to Scale

R King
 PRINCIPAL ENGINEER
 (Traffic Engineering)

A	B	C	D	E
---	---	---	---	---



Colour Legend

- Black
- Retroreflective white



**Queensland
Government**

REGULATORY SIGN
**"WALK TO ISLAND AND
 WAIT FOR FURTHER SIGNAL"**

Department of Transport and Main Roads
 Infrastructure Management & Delivery Division

APPROVED AS OFFICIAL TRAFFIC SIGN

R3-Q01

Designed
RH 8/95

Checked
JD 8/95

Scale
Not to Scale

R King
 PRINCIPAL ENGINEER
 (Traffic Engineering)

27/05/16
 Date

A	B	C		
---	---	---	--	--

- 2/wooden dowel rods 22 dia. x 900 mm long

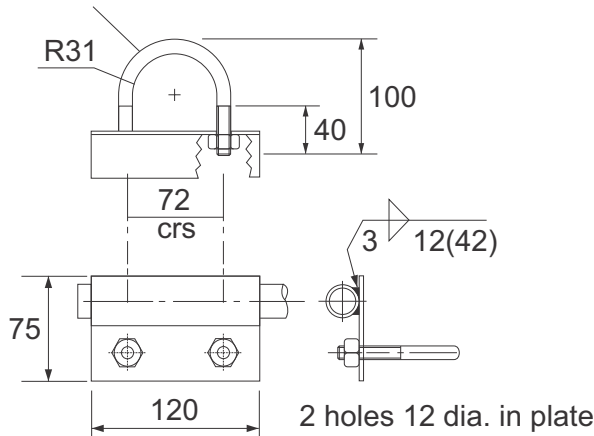
- 2/28.6mm out/ dia x 1.6 mm wall M.S. tubes



- 2/M.S. plates 2.5 mm thick

R3 - 3

- 2/M10 galvanised 'U' bolts with nuts as shown



- Plate and tube assemblies to be primed & coated with white enamel after welding, or hot-dip galvanised to AS 1650 after welding

Colour Legend



Black



Class 400 fluorescent red/orange

Note:

1. Flag material must be opaque and double thickness. Legend shall be provided on both sides of the flag.
2. For flag details refer to R3-3.



**Queensland
Government**

**REGULATORY FLAG AND FITTINGS
CHILDREN CROSSING**

Department of Transport and Main Roads
Infrastructure Management & Delivery Division

APPROVED AS OFFICIAL TRAFFIC SIGN



11/04/25
Date

R3-3-Q01

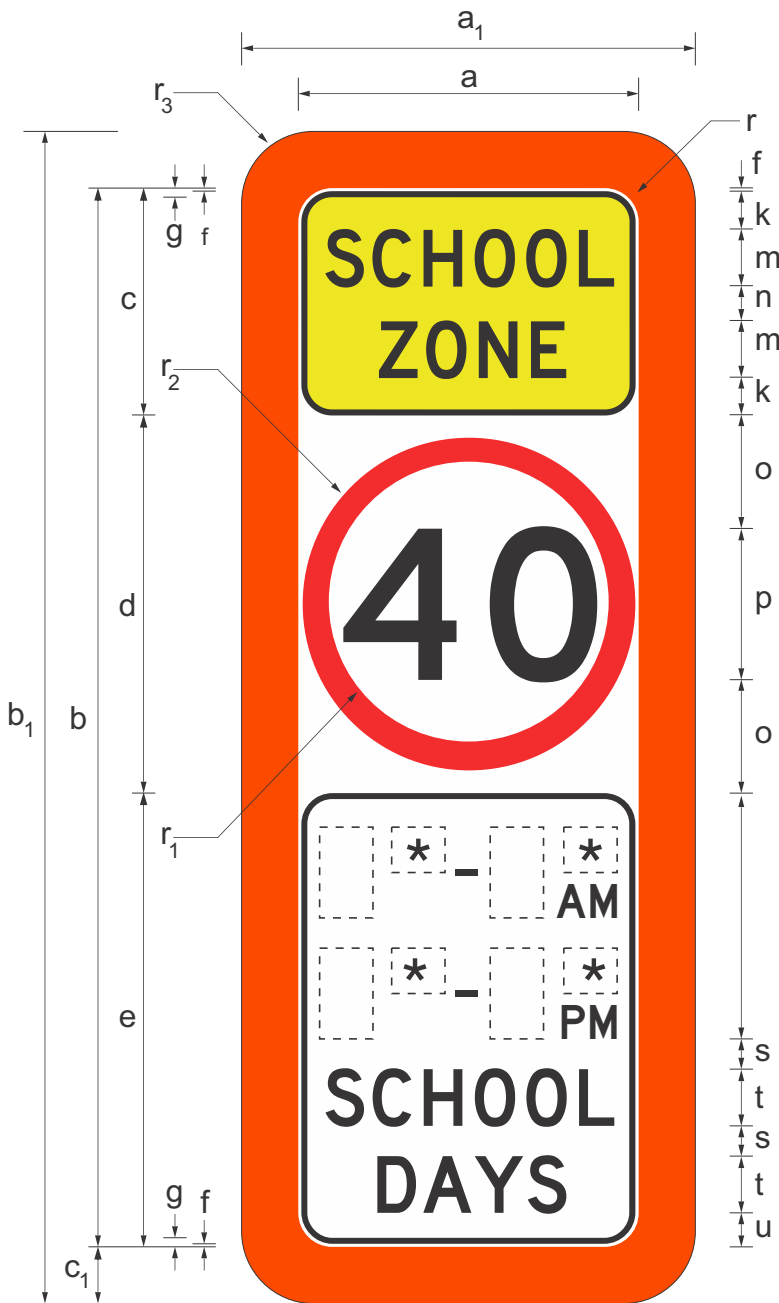
Designed
RH 04/25

Checked
JP 04/25

Scale
Not to Scale

A/PRINCIPAL ENGINEER
(Traffic Engineering Practice)

A				
---	--	--	--	--



	A	B	C
a	450	600	900
b	1400	1900	2800
c	300	400	600
d	500	700	1000
e	600	800	1200
f	4	5	8
g	12	15	24
k	50	65	100
m	75D	100D	150D
n	46	65	92
o	150	230	300
p	200D	260D	400D
q	325	427	650
r	45	60	90
r ₁	185	237	365
r ₂	220	297	445
s	40	60	80
t	75D	100D	150D
u	45	53	90
v	120C	160C	240C
w	60C	80C	120C
x	45D	60D	90D
y	40	54	80
z	45	53	90
a ₁	600	800	1200
b ₁	1550	2100	3100
e ₁	75	100	150
r ₃	100	150	200

Colour Legend

- Class 400 retroreflective white
- Class 400 retroreflective red
- Black
- Class 400 retroreflective fluorescent yellow green
- Class 400 retroreflective fluorescent orange (target board edge strip)

Notes:

1. For guidance on the use of this sign refer to the Queensland MUTCD Part 4.
2. * When times are to be expressed in whole hours the "00" minutes notation shall not be shown. See pages 2 and 3 for details.



**Queensland
Government**

SCHOOL ZONE SPEED LIMIT

Department of Transport and Main Roads
Infrastructure Management & Delivery Division

APPROVED AS OFFICIAL TRAFFIC SIGN

22/05/25
Date

R4-040-Q01_1

Page 1 of 3

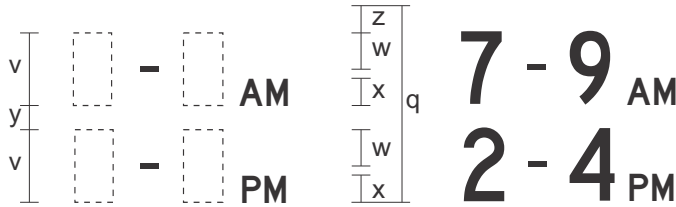
Designed
RH 05/25

Checked
DJ 05/25

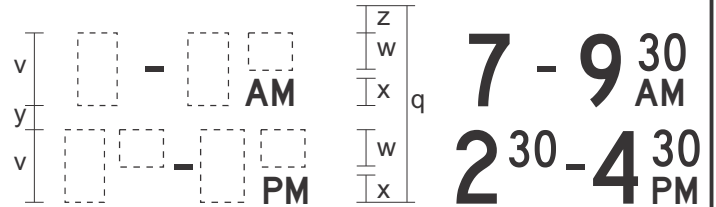
Scale
Not to Scale

A/PRINCIPAL ENGINEER
(Traffic Engineering Practice)

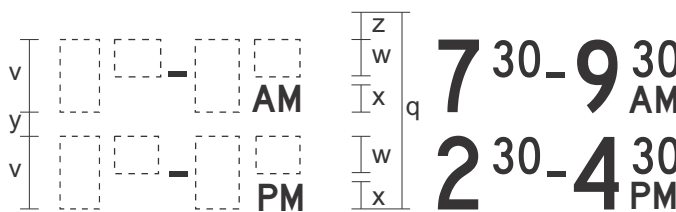
A			
---	--	--	--



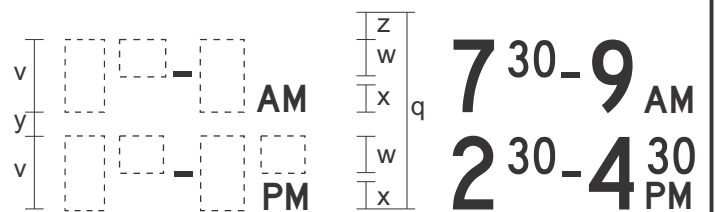
Option 1*



Option 2*



Option 3



Option 4*

TYPICAL SCHOOL TIME SETOUT OPTIONS

Colour Legend

■ Black (legend)

Notes:

- * When times are to be expressed in whole hours the "00" minutes notation shall not be shown.
- For times of operation refer to the QRSTUV: Guide to Speed Management.



Queensland Government

SCHOOL ZONE
TIMES OF OPERATION DETAILS

Department of Transport and Main Roads
Infrastructure Management & Delivery Division

APPROVED AS OFFICIAL TRAFFIC SIGN

22/05/25
Date

R4-040-Q01_2

Page 2 of 3

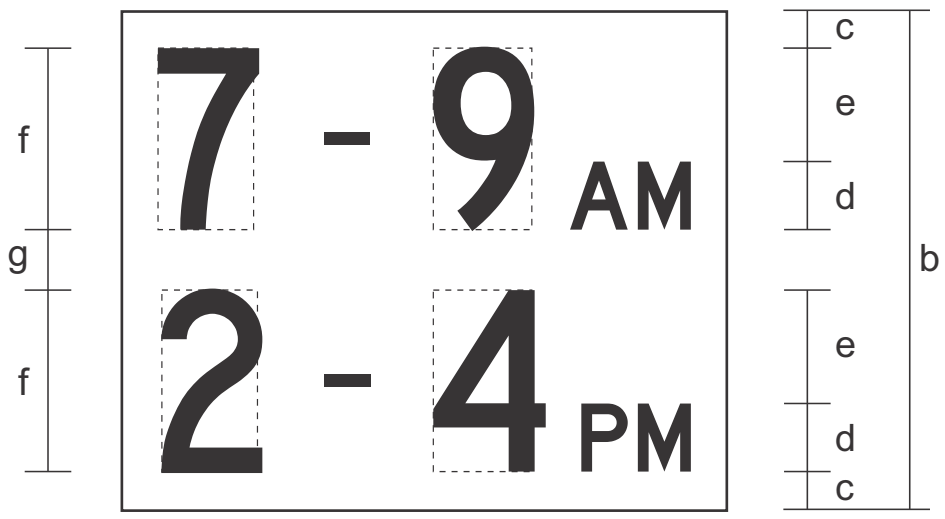
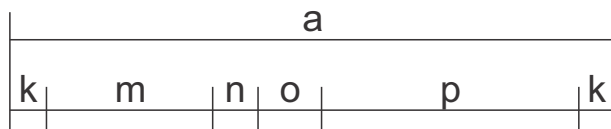
Designed
RH 05/25

Checked
DJ 05/25

Scale
Not to Scale

A/PRINCIPAL ENGINEER
(Traffic Engineering Practice)

A				
---	--	--	--	--



	A	B	C
a	400	535	800
b	330	440	660
c	25	33	50
d	45D	60D	90D
e	75	100	150
f	120C	160C	240C
g	40	54	80
k	24	33	48
m	110	147	220
n	30	40	60
o	42	56	84
p	170	226	340

Colour Legend

- Class 400 retroreflective white (background)
- Black (legend)

Notes:

1. This overlay is to be used for all school zone speed limit signs in South East Queensland.
2. For times of operation refer to the QRSTUV: Guide to Speed Management.



**Queensland
Government**

**SCHOOL ZONE
TIMES OF OPERATION DETAILS**

Department of Transport and Main Roads
Infrastructure Management & Delivery Division

APPROVED AS OFFICIAL TRAFFIC SIGN

22/05/25
Date

A/PRINCIPAL ENGINEER
(Traffic Engineering Practice)

R4-040-Q01_3

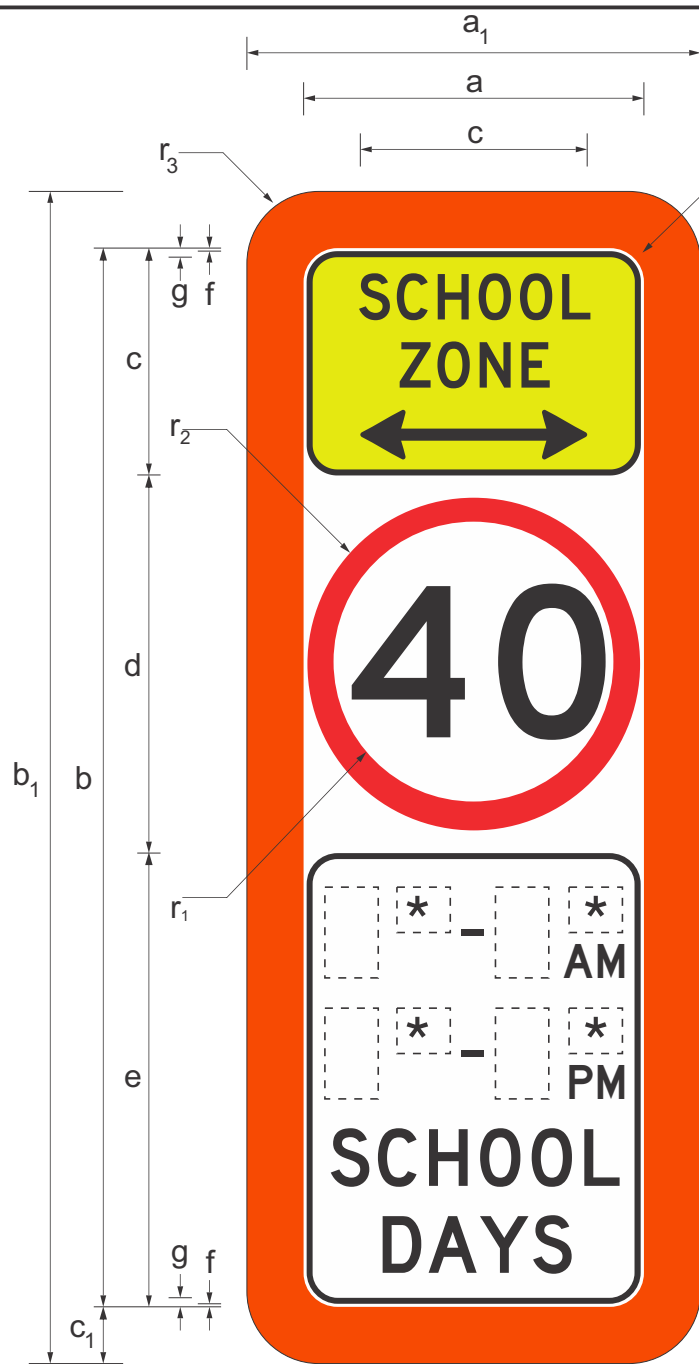
Page 3 of 3

Designed
RH 05/25

Checked
DJ 05/25

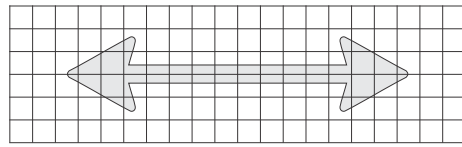
Scale
Not to Scale

A				
---	--	--	--	--



	A	B	C
a	450	600	900
b	1400	1900	2800
c	300	400	600
d	500	700	1000
e	600	800	1200
f	4	5	8
g	12	15	24
k	20	27	40
k ₁	30	40	60
m	60D	80D	120D
n	66	88	132
o	150	230	300
p	200D	260D	400D
q	325	427	650
r	45	60	90
r ₁	185	237	365
r ₂	220	297	445
s	40	60	80
t	75D	100D	150D
u	45	53	90
v	120C	160C	240C
w	60C	80C	120C
x	45D	60D	90D
y	40	54	80
z	45	53	90
a ₁	600	800	1200
b ₁	1550	2100	3100
c ₁	75	100	150
r ₃	100	150	200

q see option details on page 3



Colour Legend

- Class 400 retroreflective white
- Class 400 retroreflective red
- Black
- Class 400 retroreflective fluorescent yellow green
- Class 400 retroreflective fluorescent orange (target board edge strip)

Notes:

1. For guidance on the use of this sign refer to the Queensland MUTCD Part 4.
2. * When times are to be expressed in whole hours the "00" minutes notation shall not be shown. See pages 3 and 4 for details.



Queensland Government

**SCHOOL ZONE SPEED LIMIT
(DOUBLE ARROW)**

Department of Transport and Main Roads
Infrastructure Management & Delivery Division

APPROVED AS OFFICIAL TRAFFIC SIGN

R4-040-Q02_1

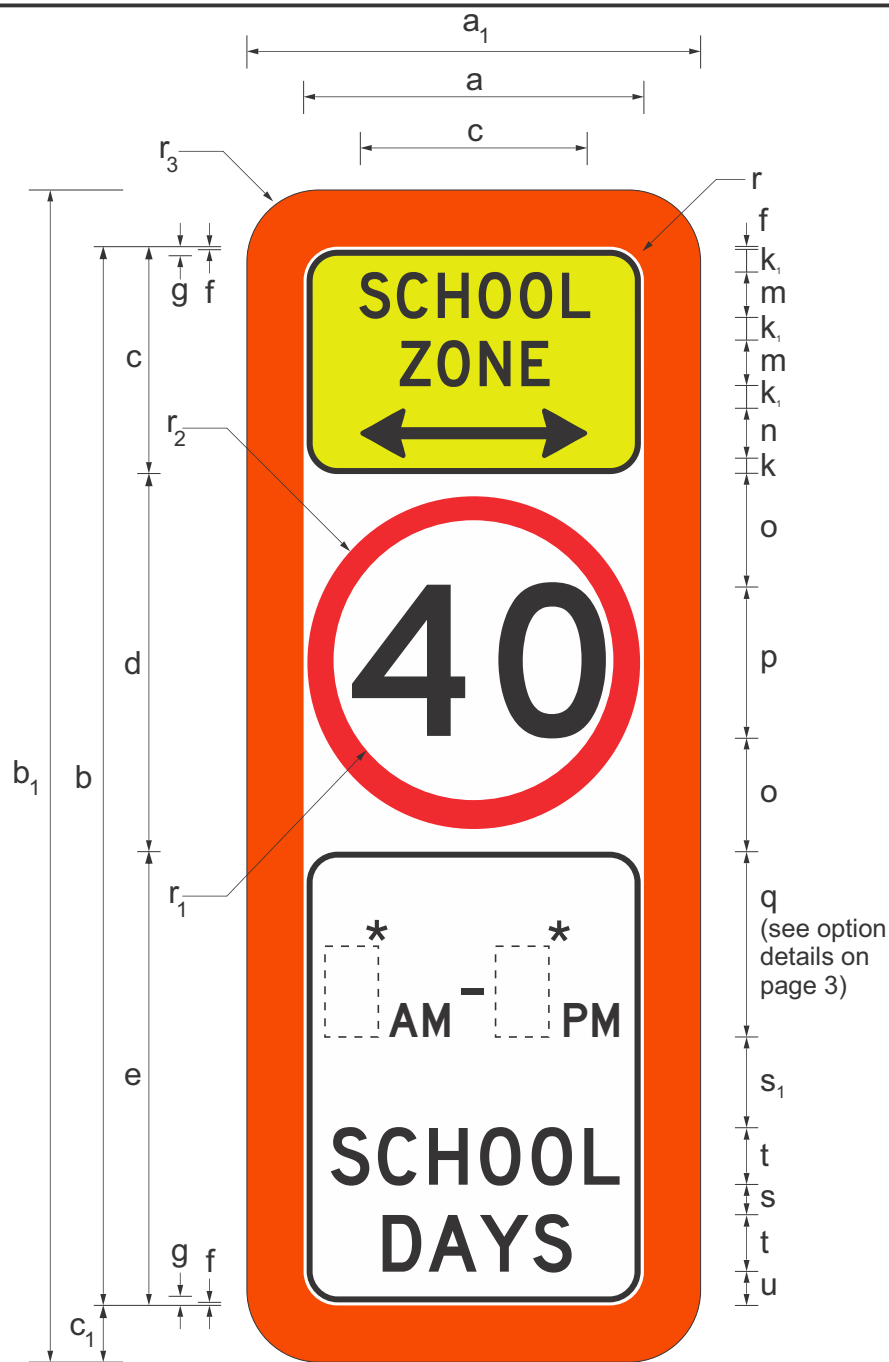
Designed
RH 05/25

Checked
DJ 05/25

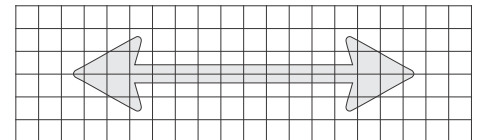
Scale
Not to Scale

[Signature]
A/PRINCIPAL ENGINEER
(Traffic Engineering Practice)

22/05/25
Date



	A	B	C
a	450	600	900
b	1400	1900	2800
c	300	400	600
d	500	700	1000
e	600	800	1200
f	4	5	8
g	12	15	24
k	20	27	40
k ₁	30	40	60
m	60D	80D	120D
n	66	88	132
o	150	230	300
p	200D	260D	400D
q	245	327	490
r	45	60	90
r ₁	185	237	365
r ₂	220	297	445
s	40	53	80
s ₁	120	160	240
t	75D	100D	150D
u	45	60	90
v	120C	160C	240C
w	60C	80C	120C
x	45D	60D	90D
y	40	54	80
z	125	167	250
a ₁	600	800	1200
b ₁	1550	2100	3100
c ₁	75	100	150
r ₃	100	150	200



Colour Legend

- Class 400 retroreflective white
- Class 400 retroreflective red
- Black
- Class 400 retroreflective fluorescent yellow green
- Class 400 retroreflective fluorescent orange (target board edge strip)

Notes:

1. For guidance on the use of this sign refer to the Queensland MUTCD Part 4.
2. * All day times shall be 7am and 4 pm. Refer option 5 on Page 3.



**Queensland
Government**

**SCHOOL ZONE SPEED LIMIT
(DOUBLE ARROW)**

Department of Transport and Main Roads
Infrastructure Management & Delivery Division

APPROVED AS OFFICIAL TRAFFIC SIGN

22/05/25
Date

R4-040-Q02_2

Designed
RH 05/25

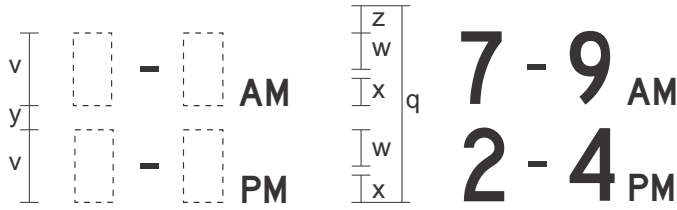
Checked
DJ 05/25

Scale
Not to Scale

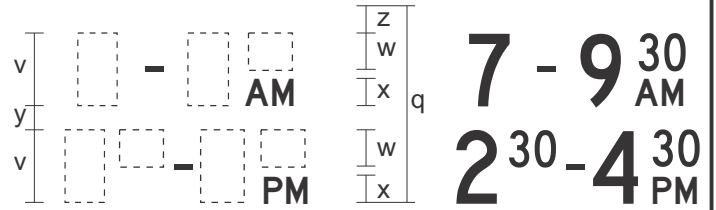
[Signature]
A/PRINCIPAL ENGINEER
(Traffic Engineering Practice)

Page 2 of 4

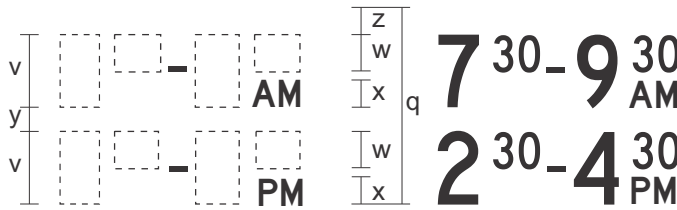
A			
---	--	--	--



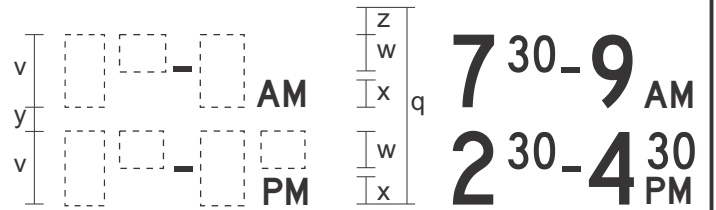
Option 1*



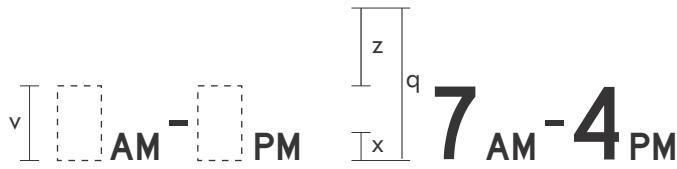
Option 2*



Option 3



Option 4*



Option 5*

TYPICAL SCHOOL TIME SETOUT OPTIONS

Colour Legend

■ Black (legend)

Notes:

- 1 * When times are to be expressed in whole hours the "00" minutes notation shall not be shown.
- 2. For times of operation refer to the QRSTUV: Guide to Speed Management.



Queensland Government

SCHOOL ZONE
TIMES OF OPERATION DETAILS

Department of Transport and Main Roads
Infrastructure Management & Delivery Division

APPROVED AS OFFICIAL TRAFFIC SIGN

22/05/25
Date

R4-040-Q02_3

Designed
RH 05/25

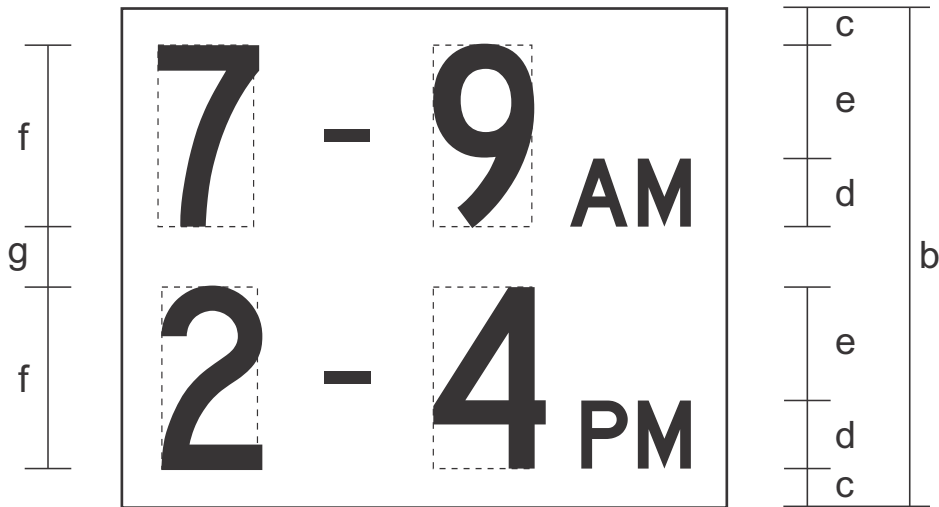
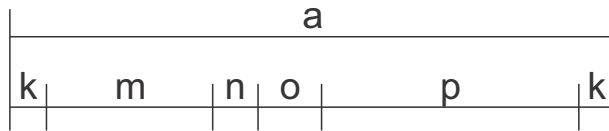
Checked
DJ 05/25

Scale
Not to Scale

A/PRINCIPAL ENGINEER
(Traffic Engineering Practice)

Page 3 of 4

A



	A	B	C
a	400	535	800
b	330	440	660
c	25	33	50
d	45D	60D	90D
e	75	100	150
f	120C	160C	240C
g	40	54	80
k	24	33	48
m	110	147	220
n	30	40	60
o	42	56	84
p	170	226	340

Colour Legend

- Class 400 retroreflective white (background)
- Black (legend)

Notes:

1. This overlay is to be used for all school zone speed limit signs in South East Queensland.
2. For times of operation refer to the QRSTUV: Guide to Speed Management.



**Queensland
Government**

**SCHOOL ZONE
TIMES OF OPERATION DETAILS**

Department of Transport and Main Roads
Infrastructure Management & Delivery Division

APPROVED AS OFFICIAL TRAFFIC SIGN

22/05/25
Date

R4-040-Q02_4

Page 4 of 4

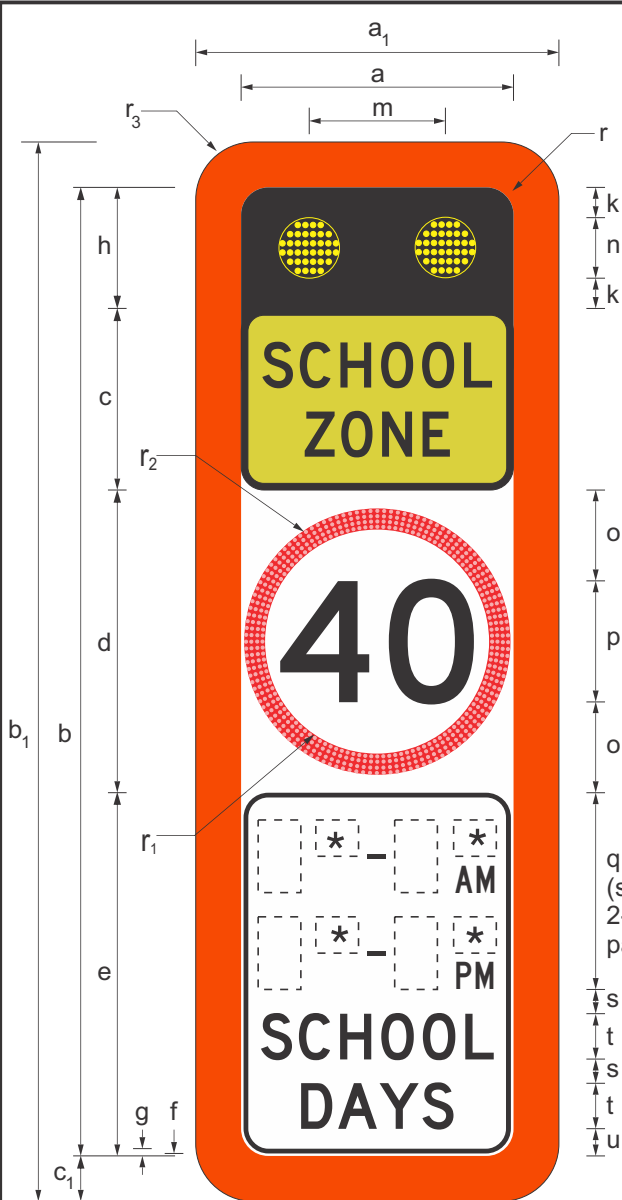
Designed
RH 05/25

Checked
DJ 05/25

Scale
Not to Scale

A/PRINCIPAL ENGINEER
(Traffic Engineering Practice)

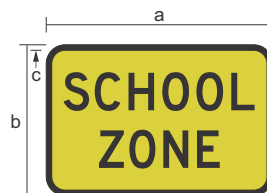
A				
---	--	--	--	--



	A	B	C
a	450	600	900
b	1600	2200	3200
c	300	400	600
d	500	700	1000
e	600	800	1200
f	4	5	8
g	12	15	24
h	200	300	400
k	50	75	100
m	225	300	450
n	100	150	200
o	150	230	300
p	200D	240D	400D
q	325	427	650
r	45	60	90
r ₁	185	237	365
r ₂	220	297	445
s	40	60	80
t	75D	100D	150D
u	45	53	90
v	120C	160C	240C
w	60C	80C	120C
x	45C	60C	90C
y	40	54	80
z	45	53	90
a ₁	600	800	1200
b ₁	1750	2400	3500
c ₁	75	100	150
r ₃	100	100	150

Main sign dimensions

(see options 2-4 details page 3)



	A	B	C
a	450	600	900
b	300	400	600
c	8	10	12
d	55	72	110
e	75D	100D	150D
f	40	56	80

Colour Legend

- Class 400 retroreflective white (background)
- Class 400 retroreflective red (annulus)
- Red LED display (annulus)
- Yellow LED display (flashing lanterns)
- Class 400 retroreflective fluorescent yellow green (school zone plate)
- Class 400 retroreflective fluorescent orange (target board edge strip)
- Black (legend & flashing lantern background)

Notes:

- LED details and locations are indicative and should be approved according to standard display requirements for proper recognition.
- Four (4) rows of red LED's are required for the annulus. If space is limited in the "A" size sign three (3) rows of red LED's may be considered.
- When the school zone reduced speed limit is in operation, the inner 2 rings of the red annulus LED's are to flash in time with the alternating yellow flashing lanterns. The outer 2 rings are to remain static for the duration of the specified time of operation.
- For all day times style enhanced school zone signs refer to R4-040-Q03_2.
- For performance and operating specifications refer to MRTS222 and AS5156.
- * When times are to be expressed in whole hours the "00" minutes notation shall not be shown. See page 3 for details.
- For guidance on the use of this sign refer to the Queensland MUTCD Part 4.



Queensland Government

ENHANCED SCHOOL ZONE SPEED LIMIT

Department of Transport and Main Roads
Infrastructure Management & Delivery Division

APPROVED AS OFFICIAL TRAFFIC SIGN



24/04/25
Date

R4-040-Q03_1

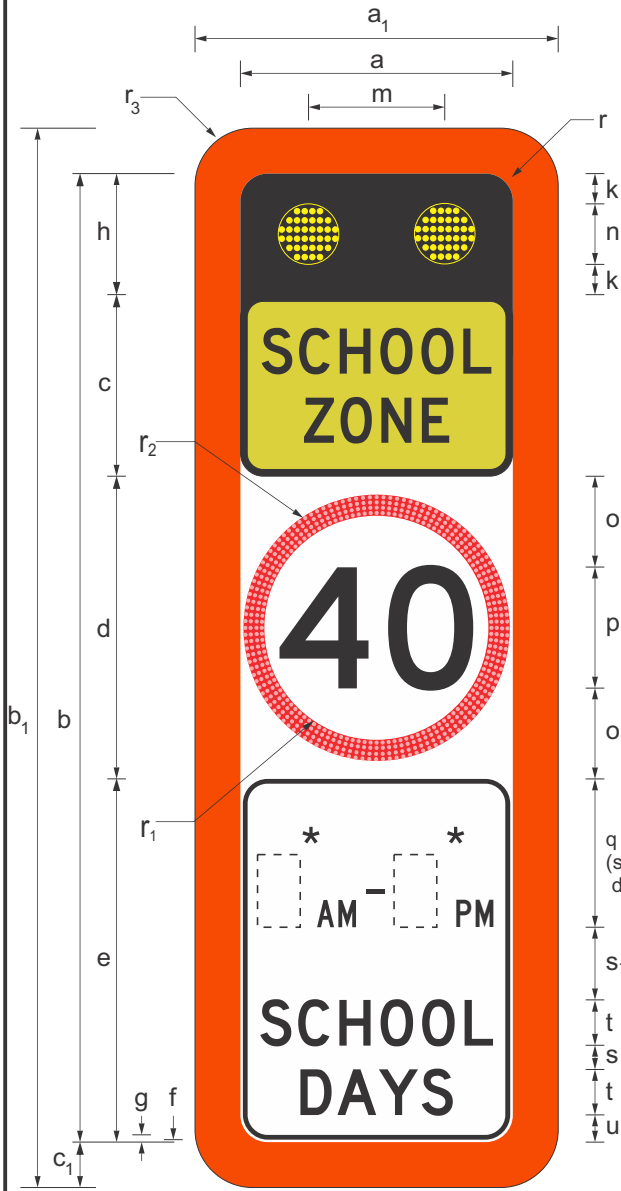
Designed
RH 04/25

Checked
JP 04/25

Scale
Not to Scale

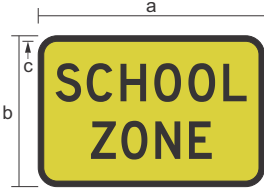
A/PRINCIPAL ENGINEER
(Traffic Engineering Practice)

A			
---	--	--	--



	A	B	C
a	450	600	900
b	1600	2200	3200
c	300	400	600
d	500	726	1000
e	600	800	1200
f	4	5	8
g	12	15	24
h	200	274	400
k	50	62	100
m	225	300	450
n	100	150	200
o	150	243	300
p	200D	240D	400D
q	245	317	490
r	45	60	90
r ₁	185	237	365
r ₂	220	297	445
s	40	60	80
s ₁	120	170	240
t	75D	100D	150D
u	45	53	90
v	120C	160C	240C
w	60C	80C	120C
x	45C	60C	90C
z	125	150	250
a ₁	600	800	1200
b ₁	1750	2400	3500
c ₁	75	100	150
r ₃	100	100	150

Main sign dimensions



	A	B	C
a	450	600	900
b	300	400	600
c	8	10	12
d	55	72	110
e	75D	100D	150D
f	40	56	80

Colour Legend

- Class 400 retroreflective white (background)
- Class 400 retroreflective red (annulus)
- Red LED display (annulus)
- Yellow LED display (flashing lanterns)
- Class 400 retroreflective fluorescent yellow green (school zone plate)
- Class 400 retroreflective fluorescent orange (target board edge strip)
- Black (legend & flashing lantern background)

Notes:

1. LED details and locations are indicative and should be approved according to standard display requirements for proper recognition.
2. Four (4) rows of red LED's are required for the annulus. If space is limited in the "A" size sign three (3) rows of red LED's may be considered.
3. When the school zone reduced speed limit is in operation, the inner 2 rings of the red annulus LED's are to flash in time with the alternating yellow flashing lanterns. The outer 2 rings are to remain static for the duration of the specified time of operation.
4. For split times style enhanced school zone signs refer to R4-040-Q03_1.
5. For performance and operating specifications refer to MRTS222 and AS5156.
6. * When times are to be expressed in whole hours the "00" minutes notation shall not be shown. See page 3 for details.
7. For guidance on the use of this sign refer to the Queensland MUTCD Part 4.



Queensland Government

ENHANCED SCHOOL ZONE SPEED LIMIT

Department of Transport and Main Roads
Infrastructure Management & Delivery Division

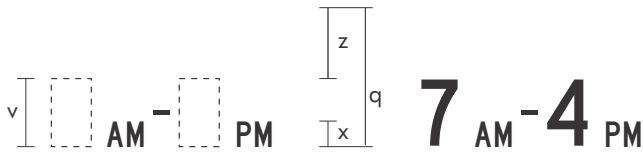
APPROVED AS OFFICIAL TRAFFIC SIGN

R4-040-Q03_2

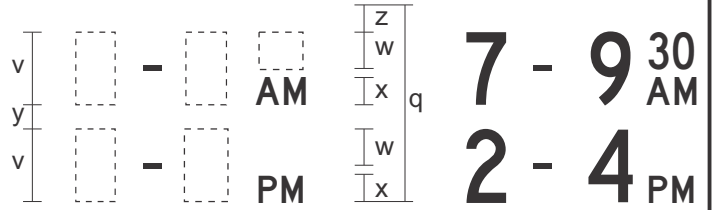
Designed RH 04/25	Checked JP 04/25	Scale Not to Scale
----------------------	---------------------	-----------------------

[Signature]
A/PRINCIPAL ENGINEER
(Traffic Engineering Practice)

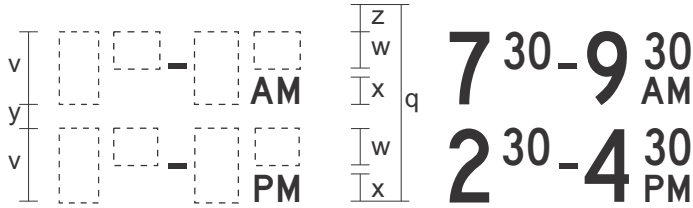
24/04/25
Date



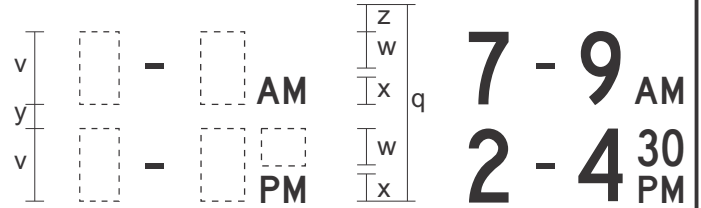
Option 1*



Option 2*





Option 3



Option 4*

TYPICAL SCHOOL TIME SETOUT OPTIONS

Colour Legend

-  Class 400 retroreflective white (background)
-  Black (legend)

Notes:

1. * When times are to be expressed in whole hours the "00" minutes notation shall not be shown.
2. For times of operation refer to the QRSTUV: Guide to Speed Management.



Queensland Government

SCHOOL ZONE
TIMES OF OPERATION DETAILS

Department of Transport and Main Roads
Infrastructure Management & Delivery Division

APPROVED AS OFFICIAL TRAFFIC SIGN



24/04/25
Date

R4-040-Q03_3

Designed
RH 04/25

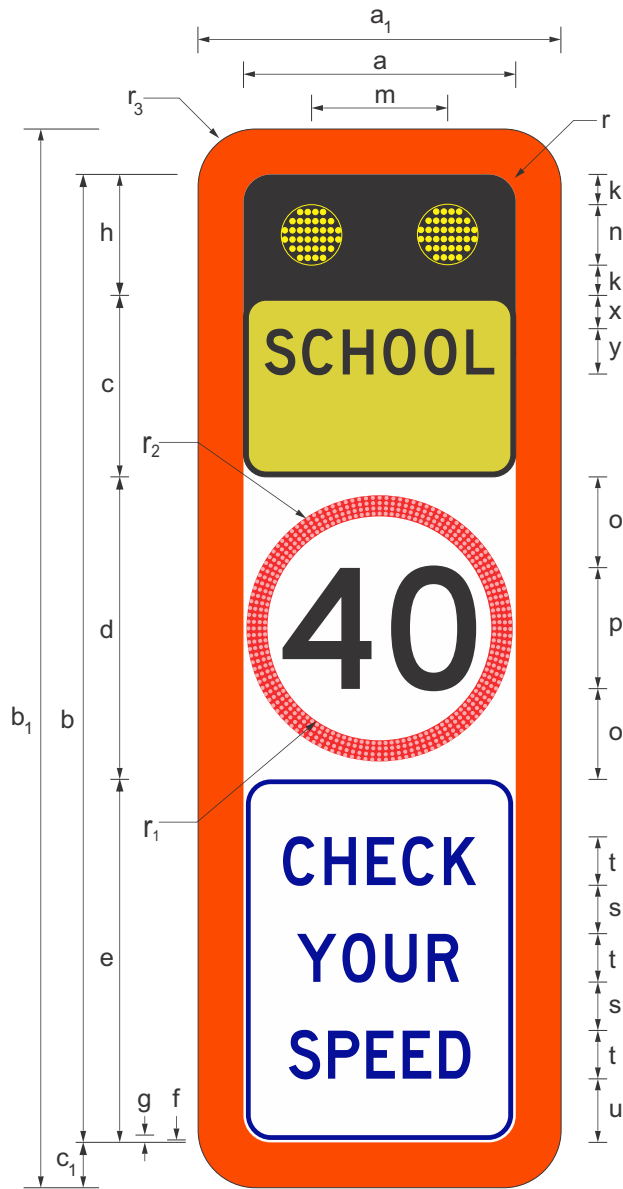
Checked
JP 04/25

Scale
Not to Scale

A/PRINCIPAL ENGINEER
(Traffic Engineering Practice)

Page 3 of 3

A



	A	B	C
a	450	600	900
b	1600	2200	3200
c	300	400	600
d	500	700	1000
e	600	800	1200
f	4	5	8
g	12	15	24
h	200	300	400
k	50	75	100
m	225	300	450
n	100	150	200
o	150	230	300
p	200D	240D	400D
q	325	427	650
r	45	60	90
r ₁	185	237	365
r ₂	220	297	445
s	80	110	160
t	80D	110D	160D
u	180	240	360
x	55	72	110
y	75	100	150
a ₁	600	800	1200
b ₁	1750	2400	3500
c ₁	75	100	150
r ₃	100	100	150

Colour Legend

- Class 400 retroreflective white (background)
- Class 400 retroreflective red (annulus)
- Red LED display (annulus)
- Yellow LED display (flashing lanterns)
- Class 400 retroreflective fluorescent yellow green (school plate)
- Class 400 retroreflective fluorescent orange (target board edge strip)
- Black (legend & flashing lantern background)
- Class 400 retroreflective blue

Notes:

1. LED details and locations are indicative and should be approved according to standard display requirements for proper recognition.
2. Four (4) rows of red LED's are required for the annulus. If space is limited in the "A" size sign three (3) rows of red LEDs may be considered.
3. When lights are in use on the sign, the inner two (2) rings of the red annulus LEDs are to flash in time with the alternating yellow flashing lanterns. The outer two (2) rings are to remain static for the duration of operation.
4. For performance and operating specifications refer to MRTS222 and AS5156.
5. For use within existing 40 km/h linear and area speed zones where a need for a school zone would have otherwise been established.
6. Flashing lanterns and LEDs shall operate on school days during the school times specified in the relevant Local Government Area (or as otherwise approved for the school).
7. For guidance on the use of this sign refer to the Queensland MUTCD Part 4.



**Queensland
Government**

**ENHANCED SCHOOL ZONE
SPEED LIMIT**

Department of Transport and Main Roads
Infrastructure Management & Delivery Division

APPROVED AS OFFICIAL TRAFFIC SIGN

24/04/25
Date

R4-040-Q04

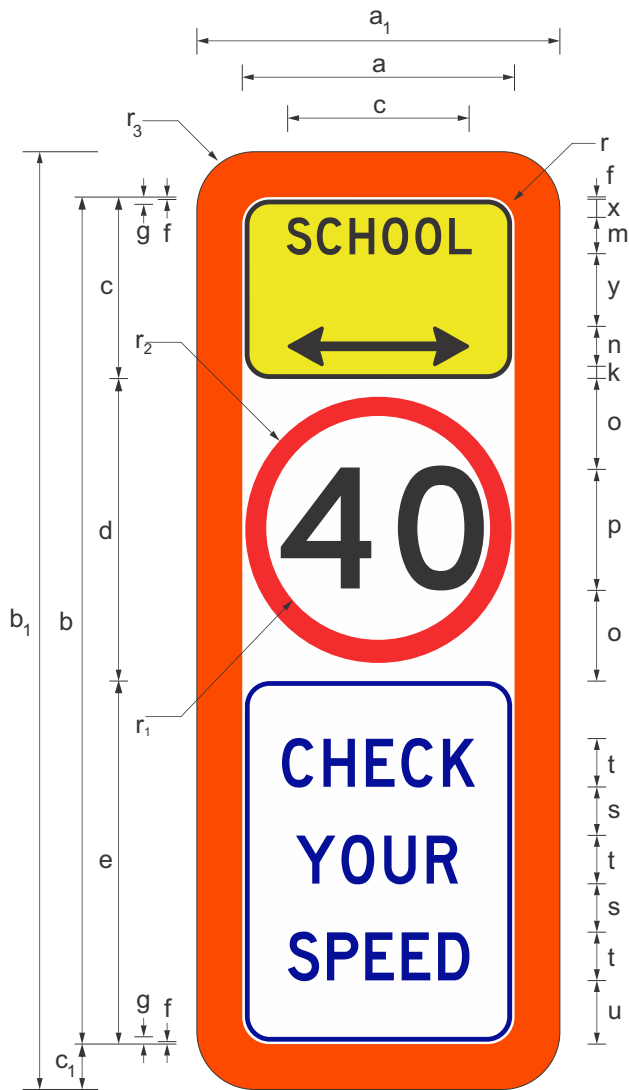
Designed
RH 04/25

Checked
JP 04/25

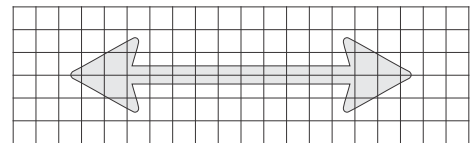
Scale
Not to Scale

A/PRINCIPAL ENGINEER
(Traffic Engineering Practice)

A			
---	--	--	--



	A	B	C
a	450	600	900
b	1400	1900	2800
c	300	400	600
d	500	700	1000
e	600	800	1200
f	4	5	8
g	12	15	24
k	20	27	40
m	60D	80D	120D
n	66	88	132
o	150	230	300
p	200D	260D	400D
q	325	427	650
r	45	60	90
r ₁	185	237	365
r ₂	220	297	445
s	40	60	80
t	75D	100D	150D
x	30	40	60
y	120	160	240
z	45	53	90
a ₁	600	800	1200
b ₁	1550	2100	3100
c ₁	75	100	150
r ₃	100	150	200



Note: For guidance on the use of this sign refer to the Queensland MUTCD Part 4.

Colour Legend

- Class 400 retroreflective white
- Class 400 retroreflective red
- Black
- Class 400 retroreflective fluorescent yellow green
- Class 400 retroreflective fluorescent orange (target board edge strip)
- Class 400 retroreflective blue



**Queensland
Government**

**SCHOOL ZONE SPEED LIMIT
(DOUBLE ARROW)**

Department of Transport and Main Roads
Infrastructure Management & Delivery Division

APPROVED AS OFFICIAL TRAFFIC SIGN

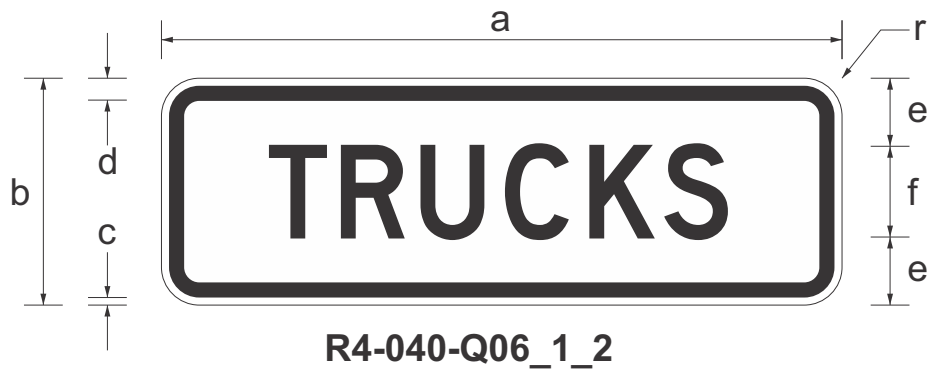

24/04/25
Date

R4-040-Q05

Designed RH 04/25	Checked JP 04/25	Scale Not to Scale
----------------------	---------------------	-----------------------

A/PRINCIPAL ENGINEER
(Traffic Engineering Practice)

A			
---	--	--	--




	a	b	c	d	e	f	r
A	450	150	5	15	45	60D	25
B	600	200	10	30	60	80D	50
C	900	300	10	30	90	120D	50
D	1200	400	15	45	120	160D	100

Note: For guidance on the use of this sign refer to the Queensland MUTCD Part 4.

Colour Legend

- Class 400 retroreflective white
- Black



Examples of use



**Queensland
Government**

**CLASS OF VEHICLE
SUPPLEMENTARY PLATE**

Department of Transport and Main Roads
Infrastructure Management & Delivery Division

APPROVED AS OFFICIAL TRAFFIC SIGN

24/04/25
Date

R4-040-Q06_1
Page 1 of 3

Designed
RH 04/25

Checked
JP 04/25

Scale
Not to Scale

A/PRINCIPAL ENGINEER
(Traffic Engineering Practice)

A			
---	--	--	--



	a	b	c	d	e	f	g	r
A	450	300	5	15	45	80D	50	25
B	600	400	10	30	60	100D	80	50
C	900	600	10	30	90	160D	100	50
D	1200	800	15	45	120	200D	160	100

Note: For guidance on the use of this sign refer to the Queensland MUTCD Part 4.

Colour Legend

- Class 400 retroreflective white
- Black



Example of use



**Queensland
Government**

**CLASS OF VEHICLE
SUPPLEMENTARY PLATE**

Department of Transport and Main Roads
Infrastructure Management & Delivery Division

APPROVED AS OFFICIAL TRAFFIC SIGN

A/PRINCIPAL ENGINEER
(Traffic Engineering Practice)

24/04/25
Date

R4-040-Q06_2

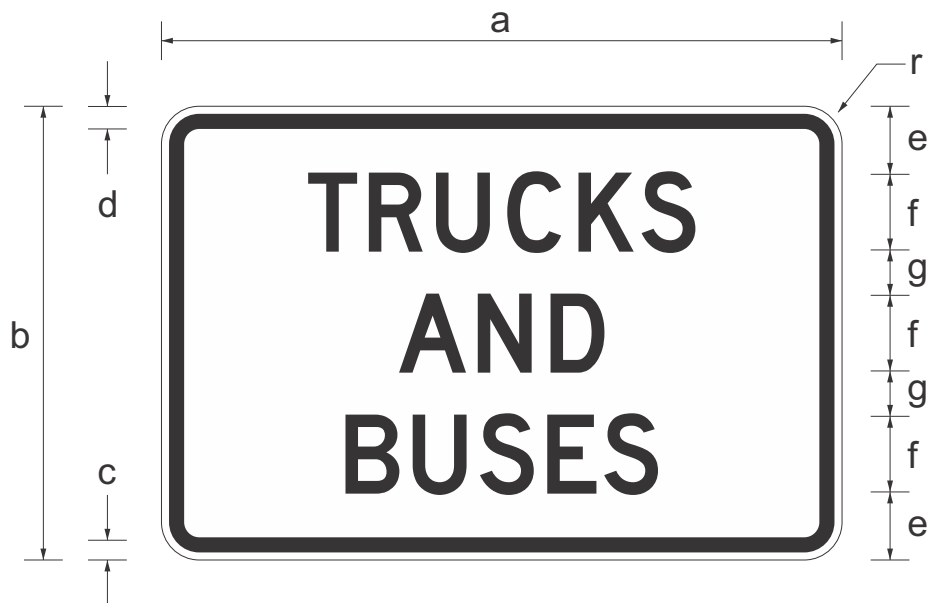
Page 2 of 3

Designed
RH 04/25

Checked
JP 04/25

Scale
Not to Scale

A				
---	--	--	--	--



	a	b	c	d	e	f	g	r
A	450	300	5	15	40	50D	35	25
B	600	400	10	30	50	70D	45	50
C	900	600	10	30	80	100D	70	50
D	1200	800	15	45	100	140D	90	100

Note: For guidance on the use of this sign refer to the Queensland MUTCD Part 4.

Colour Legend

- Class 400 retroreflective white
- Black



Example of use



**Queensland
Government**

**CLASS OF VEHICLE
SUPPLEMENTARY PLATE**

Department of Transport and Main Roads
Infrastructure Management & Delivery Division

APPROVED AS OFFICIAL TRAFFIC SIGN

24/04/25
Date

R4-040-Q06_3

Page 3 of 3

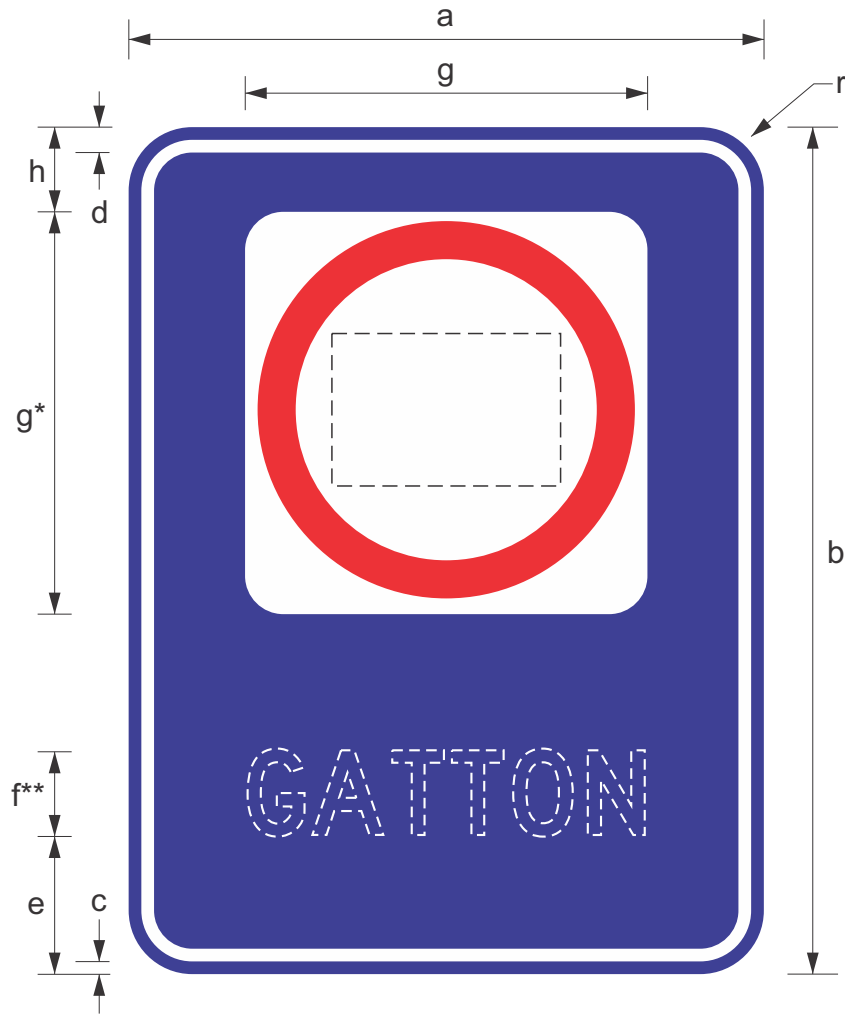
Designed
RH 04/25

Checked
JP 04/25

Scale
Not to Scale

A/PRINCIPAL ENGINEER
(Traffic Engineering Practice)

A				
---	--	--	--	--



	a	b	c	d	e	f	g	h	r
SIZE A	1200	1600	20	40	260	160D	760	160	100
SIZE B	1500	2000	30	60	325	200D	950	200	130

Colour Legend

- Class 400 retroreflective blue
- Class 400 retroreflective red
- Class 400 retroreflective white
- Black

Notes:

1. For guidance on the use of this sign refer to the Queensland MUTCD Part 4 and Technical Note TN170.
2. * Insert appropriate speed limit. For speed annulus details refer to page 7.
3. ** Insert appropriate township name.
4. For longer township names refer to page 5.
5. For signs with a township name requiring two lines, refer to page 3.
6. For signs requiring a "Welcome to" message refer to pages 2, 4 or 6 as appropriate.
7. Refer to page 8 for examples.



**Queensland
Government**

**TOWNSHIP ENTRY TREATMENT
ONE LINE - SHORT TOWN NAME**

Department of Transport and Main Roads
Infrastructure Management & Delivery Division

APPROVED AS OFFICIAL TRAFFIC SIGN

[Signature]

12/05/25
Date

R4-040-Q07_1
Page 1 of 8

Designed
RH 05/25

Checked
DJ 05/25

Scale
Not to Scale

A/PRINCIPAL ENGINEER
(Traffic Engineering Practice)

A				
---	--	--	--	--



	a	b	c	d	e	f	g	k	m	r
SIZE A	1200	1600	20	40	160	160D	760	90	100Em	100
SIZE B	1500	2000	30	60	200	200D	950	110	125Em	130

Notes:

1. For guidance on the use of this sign refer to the Queensland MUTCD Part 4 and Technical Note TN170.
2. * Insert appropriate speed limit. For speed annulus details refer to page 7.
3. ** Insert appropriate township name.
4. For longer township names refer to page 6.
5. For signs with a township name requiring two lines, refer to page 4.
6. For signs without a "Welcome to" message refer to pages 1, 3 or 5 as appropriate.
7. Refer to page 8 for examples.

Colour Legend

- Class 400 retroreflective blue
- Class 400 retroreflective red
- Class 400 retroreflective white
- Black



**Queensland
Government**

**TOWNSHIP ENTRY TREATMENT
WELCOME - ONE LINE - SHORT TOWN NAME**

Department of Transport and Main Roads
Infrastructure Management & Delivery Division

APPROVED AS OFFICIAL TRAFFIC SIGN

[Signature]

12/05/25
Date

R4-040-Q07_2
Page 2 of 8

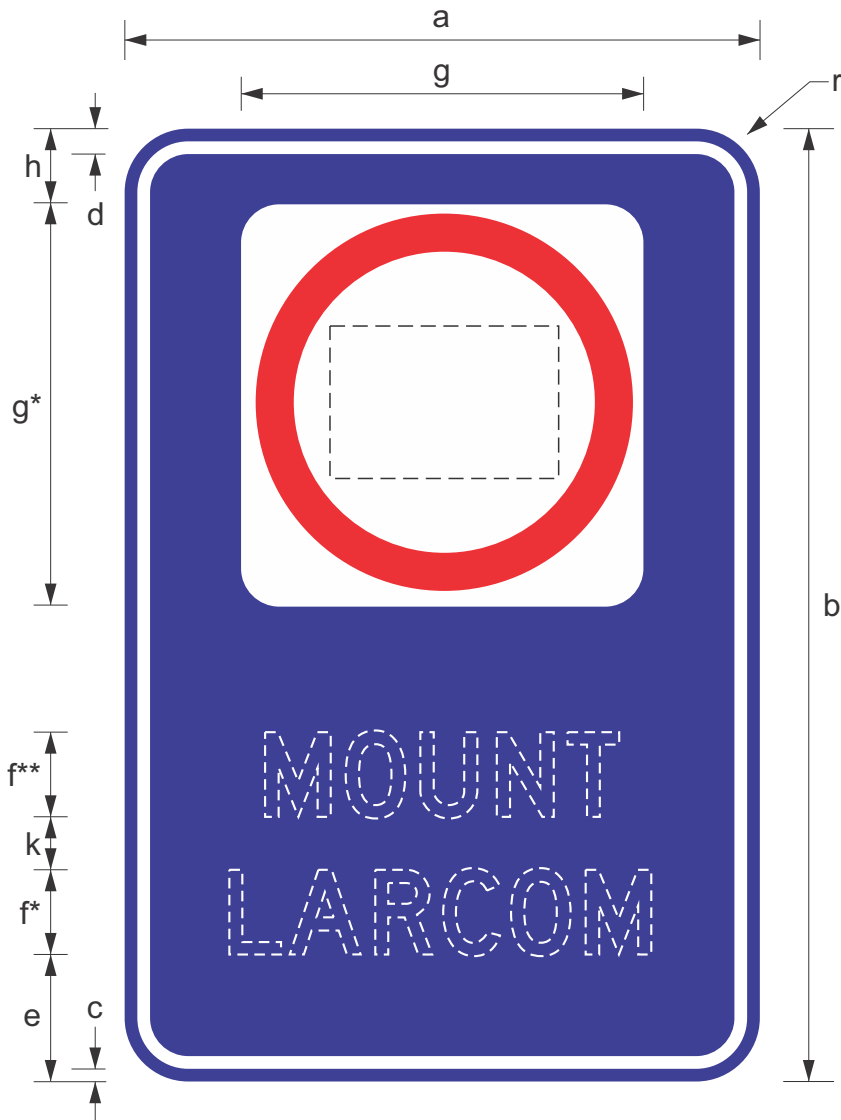
Designed
RH 05/25

Checked
DJ 05/25

Scale
Not to Scale

A/PRINCIPAL ENGINEER
(Traffic Engineering Practice)

A				
---	--	--	--	--



	a	b	c	d	e	f	g	h	k	r
SIZE A	1200	1800	20	40	240	160D	760	140	100	100
SIZE B	1500	2250	30	60	300	200D	950	180	125	130

Colour Legend

- Class 400 retroreflective blue
- Class 400 retroreflective red
- Class 400 retroreflective white
- Black

Notes:

1. For guidance on the use of this sign refer to the Queensland MUTCD Part 4 and Technical Note TN170.
2. * Insert appropriate speed limit. For speed annulus details refer to page 7.
3. ** Insert appropriate township name.
4. For signs with a township name requiring only one line, refer to page 1.
5. For longer township names refer to page 5.
6. For signs requiring a "Welcome to" message refer to pages 2, 4 or 6 as appropriate.
7. Refer to page 8 for examples.



**Queensland
Government**

**TOWNSHIP ENTRY TREATMENT
TWO LINES - TOWN NAME**

Department of Transport and Main Roads
Infrastructure Management & Delivery Division

APPROVED AS OFFICIAL TRAFFIC SIGN

12/05/25
Date

R4-040-Q07_3

Page 3 of 8

Designed
RH 05/25

Checked
DJ 05/25

Scale
Not to Scale

A/PRINCIPAL ENGINEER
(Traffic Engineering Practice)

A			
---	--	--	--



	a	b	c	d	e	f	g	h	k	m	r
SIZE A	1200	1600	20	40	140	160D	760	130	80	100Em	100
SIZE B	1500	2000	30	60	180	200D	950	160	100	125Em	130

Notes:

1. For guidance on the use of this sign refer to the Queensland MUTCD Part 4 and Technical Note TN170.
2. * Insert appropriate speed limit. For speed annulus details refer to page 7.
3. ** Insert appropriate township name.
4. For longer township names refer to page 6.
5. For signs with a township name requiring only one line, refer to page 2.
6. For signs without a "Welcome to" message refer to pages 1, 3 or 5 as appropriate.
7. Refer to page 8 for examples.

Colour Legend

- Class 400 retroreflective blue
- Class 400 retroreflective red
- Class 400 retroreflective white
- Black



**Queensland
Government**

**TOWNSHIP ENTRY TREATMENT
WELCOME - TWO LINES - TOWN NAME**

Department of Transport and Main Roads
Infrastructure Management & Delivery Division

APPROVED AS OFFICIAL TRAFFIC SIGN

[Signature]

A/PRINCIPAL ENGINEER
(Traffic Engineering Practice)

12/05/25
Date

R4-040-Q07_4
Page 4 of 8

Designed
RH 05/25

Checked
DJ 05/25

Scale
Not to Scale

A			
---	--	--	--



	a	b	c	d	e	f*	g	h	r
SIZE A	varies	1600	20	40	260	160D	760	160	100
SIZE B	varies	2000	30	60	325	200D	950	200	130

Notes:

1. For guidance on the use of this sign refer to the Queensland MUTCD Part 4 and Technical Note TN170.
2. * Insert appropriate speed limit. For speed annulus details refer to page 7.
3. ** Insert appropriate township name.
4. For shorter township names refer to page 1.
5. For signs with a township name requiring two lines, refer to page 3.
6. For signs requiring a "Welcome to" message refer to pages 2, 4 or 6 as appropriate.
7. Refer to page 8 for examples.
8. Sign width varies to suit length of town name. Widths should be greater than 1200 mm for A size and 1500 mm for B size signs.

Colour Legend

- Class 400 retroreflective blue
- Class 400 retroreflective red
- Class 400 retroreflective white
- Black



**Queensland
Government**

**TOWNSHIP ENTRY TREATMENT
ONE LINE - LONG TOWN NAME**

Department of Transport and Main Roads
Infrastructure Management & Delivery Division

APPROVED AS OFFICIAL TRAFFIC SIGN

12/05/25
Date

R4-040-Q07_5

Page 5 of 8

Designed
RH 05/25

Checked
DJ 05/25

Scale
Not to Scale

A/PRINCIPAL ENGINEER
(Traffic Engineering Practice)

A				
---	--	--	--	--



	a	b	c	d	e	f	g	k	m	r
SIZE A	varies	1600	20	40	160	160D	760	90	100Em	100
SIZE B	varies	2000	30	60	200	200D	950	110	125Em	130

Notes:

1. For guidance on the use of this sign refer to the Queensland MUTCD Part 4 and Technical Note TN170.
2. * Insert appropriate speed limit. For speed annulus details refer to page 7.
3. ** Insert appropriate township name.
4. For shorter township names, refer to page 2.
5. For signs with a township name requiring two lines, refer to page 4.
6. For signs without a "Welcome to" message refer to pages 1, 3 or 5 as appropriate.
7. Refer to page 8 for examples.
8. Sign width varies to suit length of town name. Widths should be greater than 1200 mm for A size and 1500 mm for B size signs.

Colour Legend

- Class 400 retroreflective blue
- Class 400 retroreflective red
- Class 400 retroreflective white
- Black



**Queensland
Government**

**TOWNSHIP ENTRY TREATMENT
WELCOME - ONE LINE - LONG TOWN NAME**

Department of Transport and Main Roads
Infrastructure Management & Delivery Division

APPROVED AS OFFICIAL TRAFFIC SIGN

12/05/25
Date

R4-040-Q07_6

Designed
RH 05/25

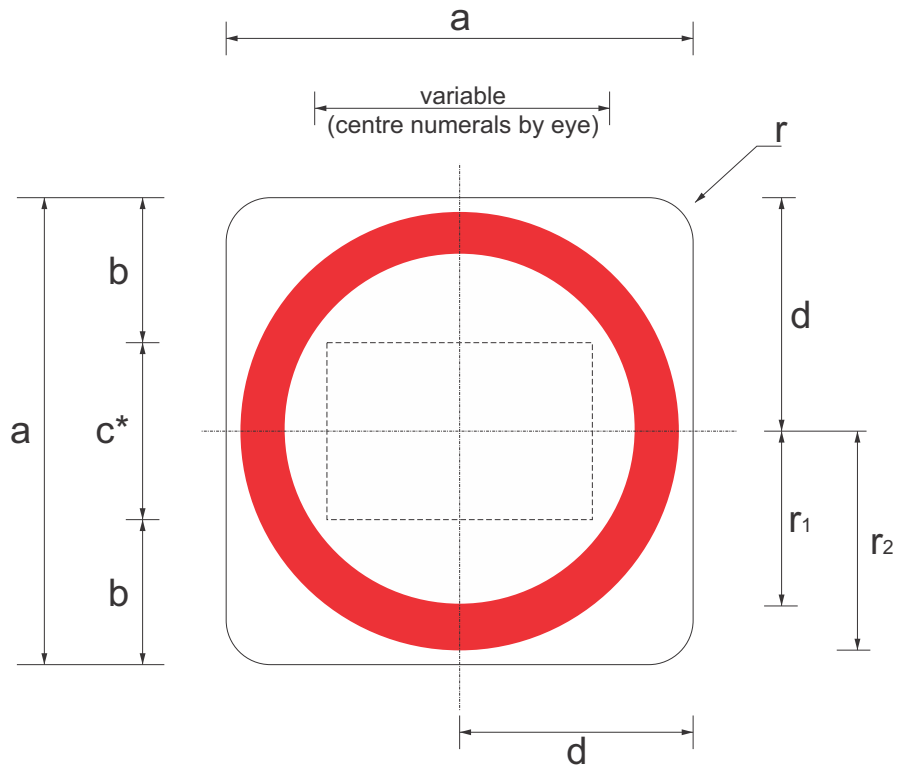
Checked
DJ 05/25

Scale
Not to Scale

A/PRINCIPAL ENGINEER
(Traffic Engineering Practice)

Page 6 of 8

A			
---	--	--	--



Panel	a	b	c*	d	r	r ₁	r ₂
SIZE A	760	230	300D	380	60	285	357
SIZE B	950	295	360D	475	90	356	446



Example

Colour Legend

- Class 400 retroreflective red
- Class 400 retroreflective white
- Black

Notes:

1. This speed annulus is to be used in conjunction with the Town Entry Treatment signs R4-040-Q07_1 to R4-040-Q07_6.
2. * Insert appropriate speed limit.



**Queensland
Government**

**TOWNSHIP ENTRY TREATMENT
SPEED ANNULUS DETAILS**

Department of Transport and Main Roads
Infrastructure Management & Delivery Division

APPROVED AS OFFICIAL TRAFFIC SIGN

A/PRINCIPAL ENGINEER
(Traffic Engineering Practice)

12/05/25
Date

R4-040-Q07_7
Page 7 of 8

Designed
RH 05/25

Checked
DJ 05/25

Scale
Not to Scale

A			
---	--	--	--



R4-040-Q07_1



R4-040-Q07_2



R4-040-Q07_3



R4-040-Q07_4



R4-040-Q07_5



R4-040-Q07_6

Examples



**Queensland
Government**

**TOWNSHIP ENTRY TREATMENT
EXAMPLES**

Department of Transport and Main Roads
Infrastructure Management & Delivery Division

APPROVED AS OFFICIAL TRAFFIC SIGN

[Signature]

12/05/25
Date

R4-040-Q07_8

Page 8 of 8

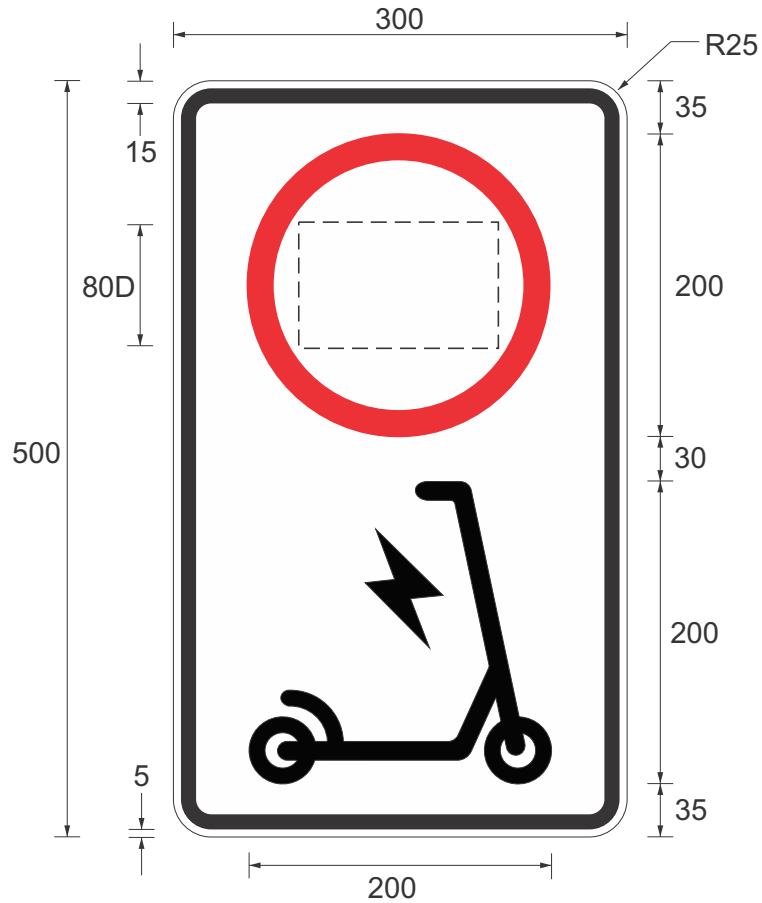
Designed
RH 05/25

Checked
DJ 05/25

Scale
Not to Scale

A/PRINCIPAL ENGINEER
(Traffic Engineering Practice)


A				
---	--	--	--	--



Note: For guidance on the use of this sign refer to the Queensland MUTCD Part 4.

Colour Legend

- Black
- Class 400 retroreflective red
- Class 400 retroreflective white



Example



**Queensland
Government**

**SPEED LIMIT FOR
PERSONAL MOBILITY DEVICES**

Department of Transport and Main Roads
Infrastructure Management & Delivery Division

APPROVED AS OFFICIAL TRAFFIC SIGN

[Signature]

23/05/25
Date

R4-040-Q08

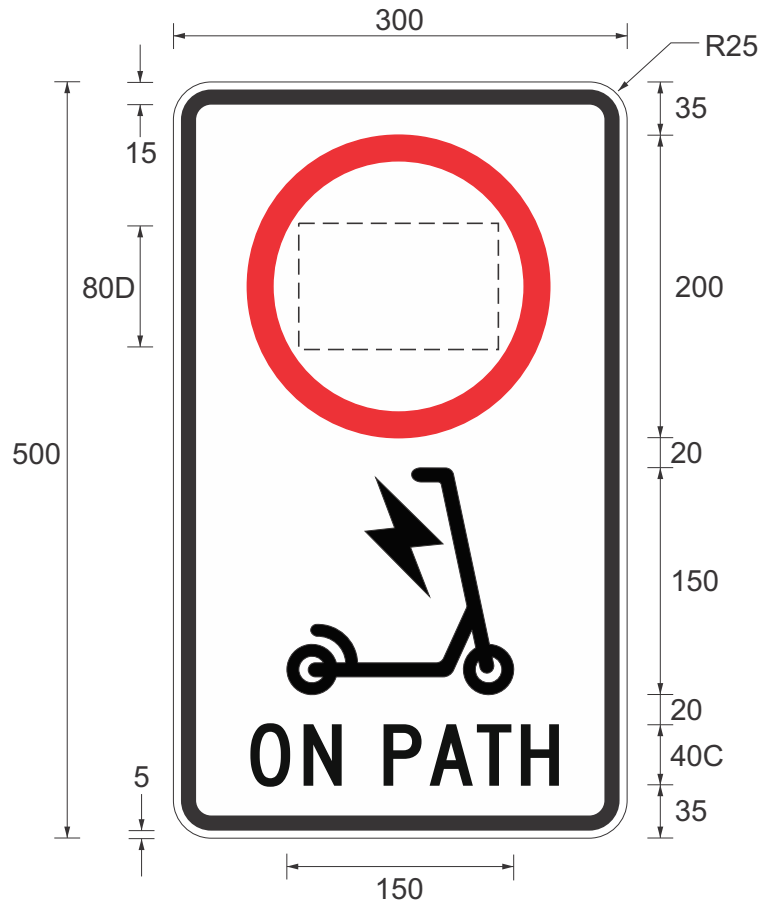
Designed
RH 05/25

Checked
DJ 05/25

Scale
Not to Scale




A/PRINCIPAL ENGINEER
(Traffic Engineering Practice)


A				
---	--	--	--	--



Note: For guidance on the use of this sign refer to the Queensland MUTCD Part 4.

Colour Legend

-  Black
-  Class 400 retroreflective red
-  Class 400 retroreflective white



Example



**Queensland
Government**

**SPEED LIMIT FOR PERSONAL
MOBILITY DEVICES ON PATH**

Department of Transport and Main Roads
Infrastructure Management & Delivery Division

APPROVED AS OFFICIAL TRAFFIC SIGN

[Signature]

23/05/25
Date

R4-040-Q09

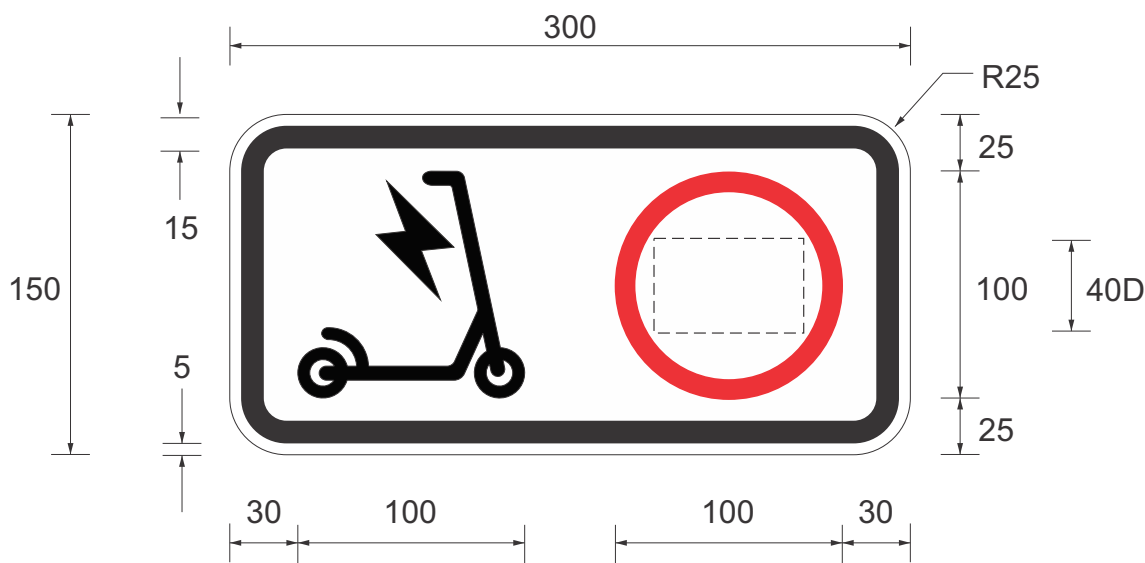
Designed
RH 05/25

Checked
DJ 05/25

Scale
Not to Scale

A/PRINCIPAL ENGINEER
(Traffic Engineering Practice)

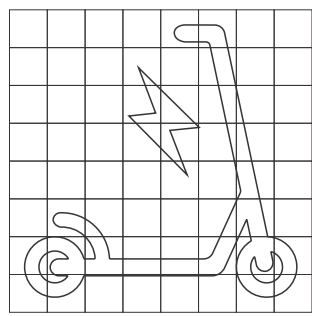
A				
---	--	--	--	--



Note: For guidance on the use of this sign refer to the Queensland MUTCD Part 4.

Colour Legend

- Black
- Class 400 retroreflective red
- Class 400 retroreflective white



Example use



**Queensland
Government**

**SPEED LIMIT FOR PERSONAL MOBILITY
DEVICES SUPPLEMENTARY PLATE**

Department of Transport and Main Roads
Infrastructure Management & Delivery Division

APPROVED AS OFFICIAL TRAFFIC SIGN

[Signature]

A/PRINCIPAL ENGINEER
(Traffic Engineering Practice)

23/05/25
Date

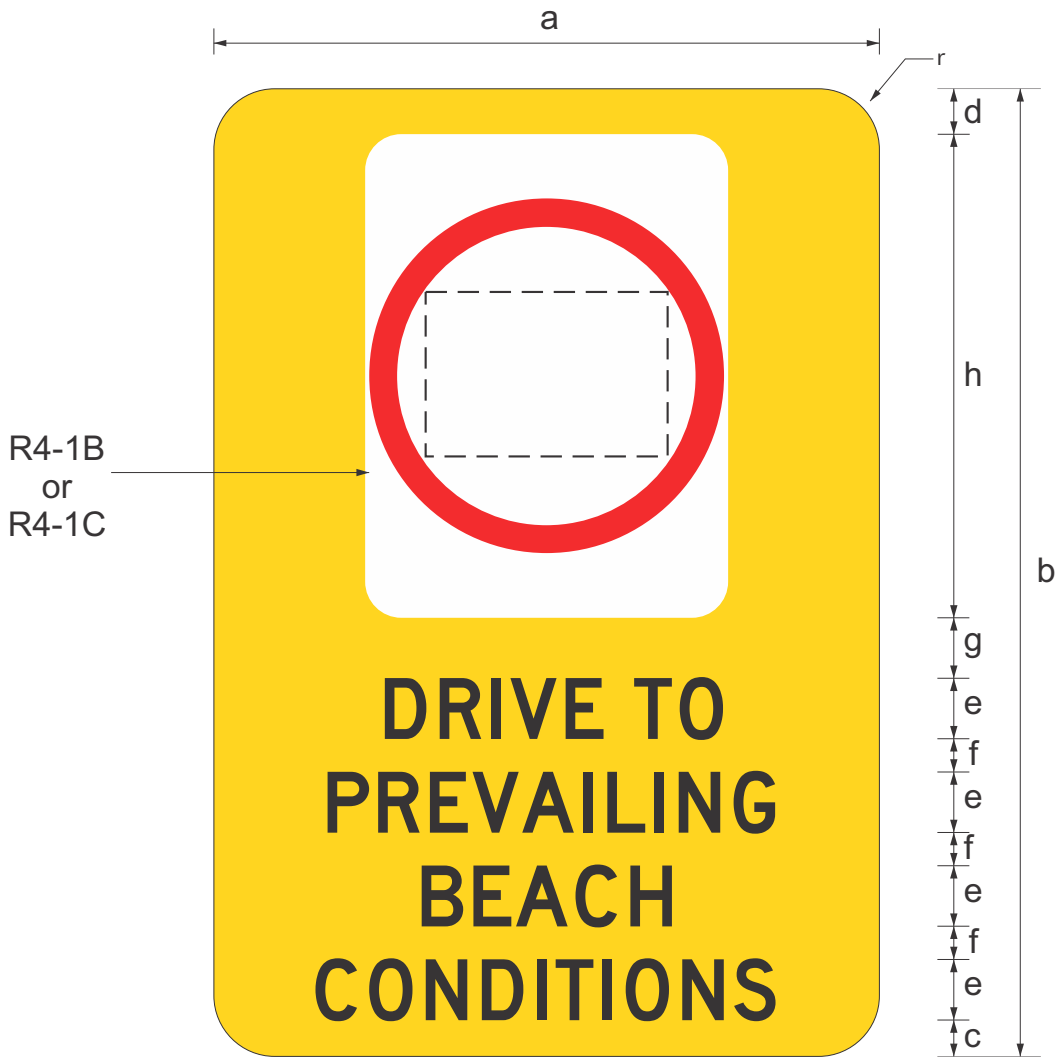
R4-040-Q10

Designed
RH 05/25

Checked
DJ 05/25

Scale
Not to Scale

A				
---	--	--	--	--



	a	b	c	d	e	f	g	h	r
A	1100	1600	60	75	100D	55	100	800	100
B	1650	2400	90	115	150D	80	155	1200	125

Note: For guidance on the use of this sign refer to the Queensland MUTCD Part 4.

Colour Legend

- Class 400 retroreflective yellow
- Black



**Queensland
Government**

**SPEED LIMIT - DRIVE TO
PREVAILING BEACH CONDITIONS**

Department of Transport and Main Roads
Infrastructure Management & Delivery Division

APPROVED AS OFFICIAL TRAFFIC SIGN

19/05/25
Date

R4-040-Q11

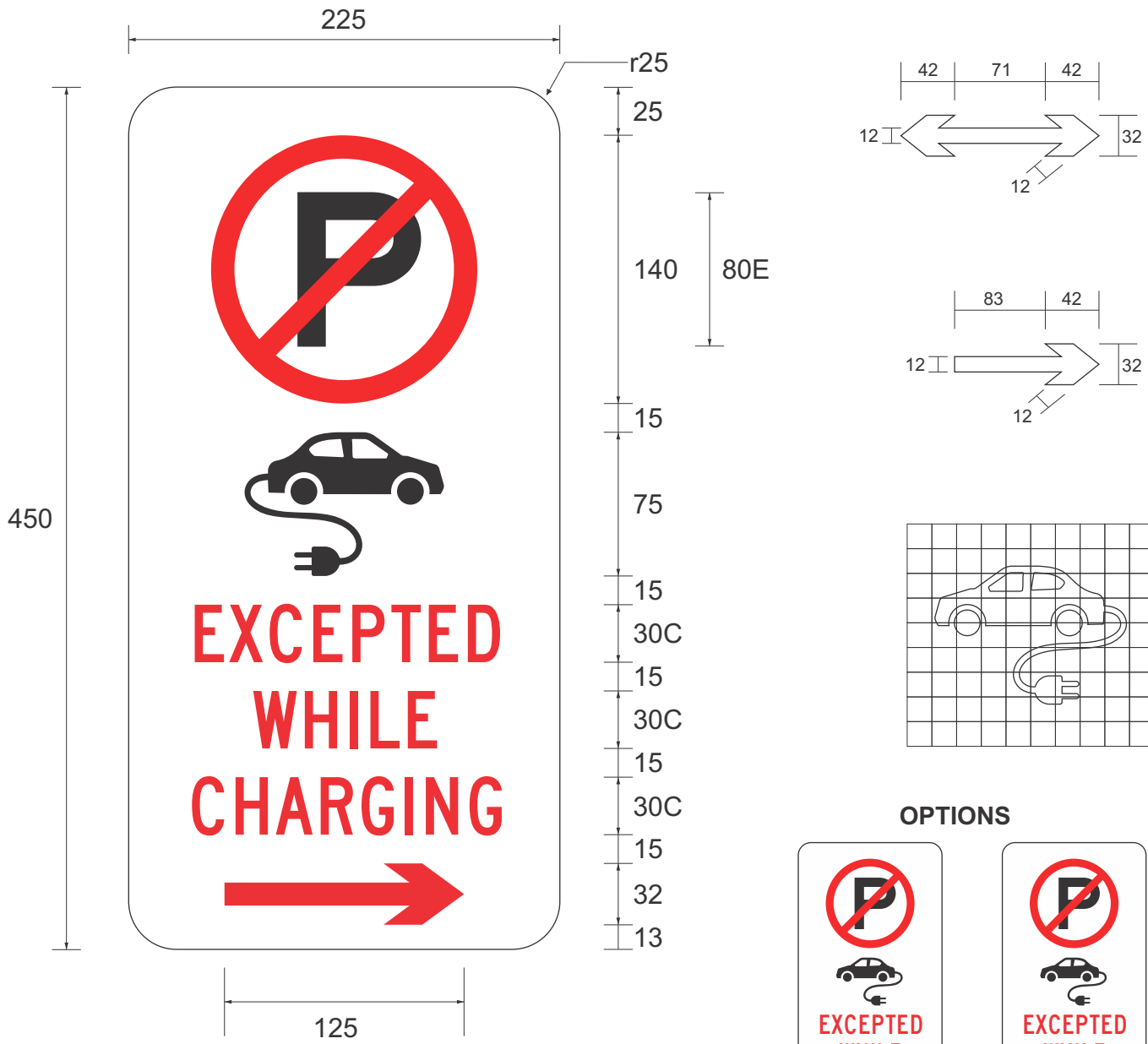
Designed
RH 05/25

Checked
DJ 05/25

Scale
Not to Scale

A/PRINCIPAL ENGINEER
(Traffic Engineering Practice)

A				
---	--	--	--	--



R5-40-Q01_1(R)

OPTIONS



R5-40-Q01_1(L) R5-40-Q01_1(B)

Colour Legend

- Retroreflective white
- Retroreflective red
- Black

Notes

1. This sign (with "No Parking" symbol) allows only Electric Vehicle (EV) to park while being charged.
2. "No Parking" symbol and arrow dimensions as per AS1743.
3. Insert left, right or double arrows as appropriate.
4. The EV symbol should face the same direction of the arrow. For the double direction arrow (R5-40-Q01_1(B)) the EV symbol should face to the left. See options.
4. For EV symbol detail refer to SQ07.



**Queensland
Government**

**SPECIAL PARKING SIGN
"NO PARKING - ELECTRIC VEHICLES
WHILE CHARGING EXCEPTED"**

Department of Transport and Main Roads
Infrastructure Management & Delivery Division

APPROVED AS OFFICIAL TRAFFIC SIGN

[Signature]
PRINCIPAL ENGINEER
(Traffic Engineering Practice)

20/08/24
Date

R5-40-Q01

Designed RB 04/22	Checked RN 08/24	Scale Not to Scale
----------------------	---------------------	-----------------------

A	B			
---	---	--	--	--



Colour Legend

- Retroreflective white
- Retroreflective green
- Black

Notes:

1. This sign shall only be installed with R5-63.
2. This sign is only to be used at Heavy Vehicle Decoupling Bay as part of Toowoomba Second Range Crossing project.
3. In version B of the sign 'ROAD TRAINS ONLY' text colour has been changed to green in accordance with Clause 3.3.4 (a) (i) of AS1742.11.



**Queensland
Government**

REGULATORY SIGN
"PARKING AREA - ROAD TRAINS ONLY"

Department of Transport and Main Roads
Infrastructure Management & Delivery Division

APPROVED AS OFFICIAL TRAFFIC SIGN

R5-61-Q01_1

Designed
RH 8/19

Checked
DJ 9/19

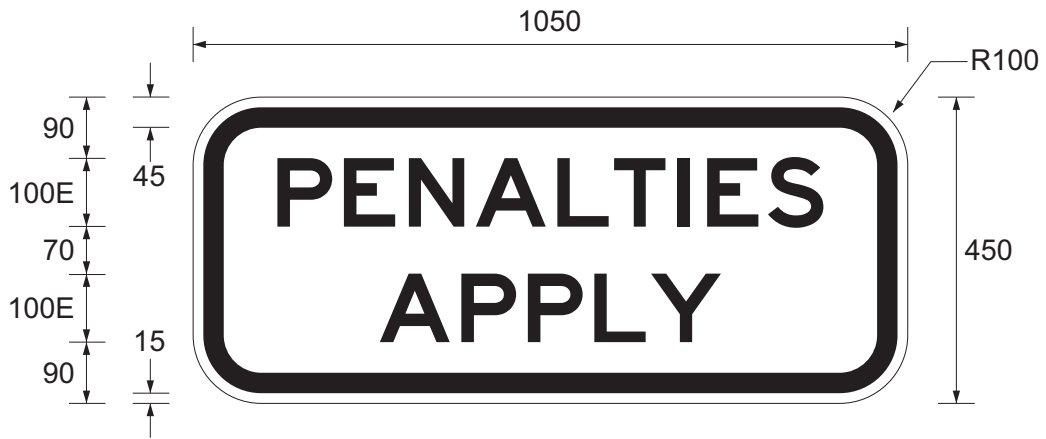
Scale
Not to Scale

[Signature]
PRINCIPAL ENGINEER
(Traffic Engineering)

17/09/19
Date

Page 1 of 2

A	B		
---	---	--	--



Note: This sign is to be installed under R5-61-Q01_1.

Colour Legend

Retroreflective white

Black



**Queensland
Government**

**SUPPLEMENTARY PLATE
"PENALTIES APPLY"**

Department of Transport and Main Roads
Infrastructure Management & Delivery Division

APPROVED AS OFFICIAL TRAFFIC SIGN

R5-61-Q01_2

Designed
RH 8/19

Checked
DC 8/19

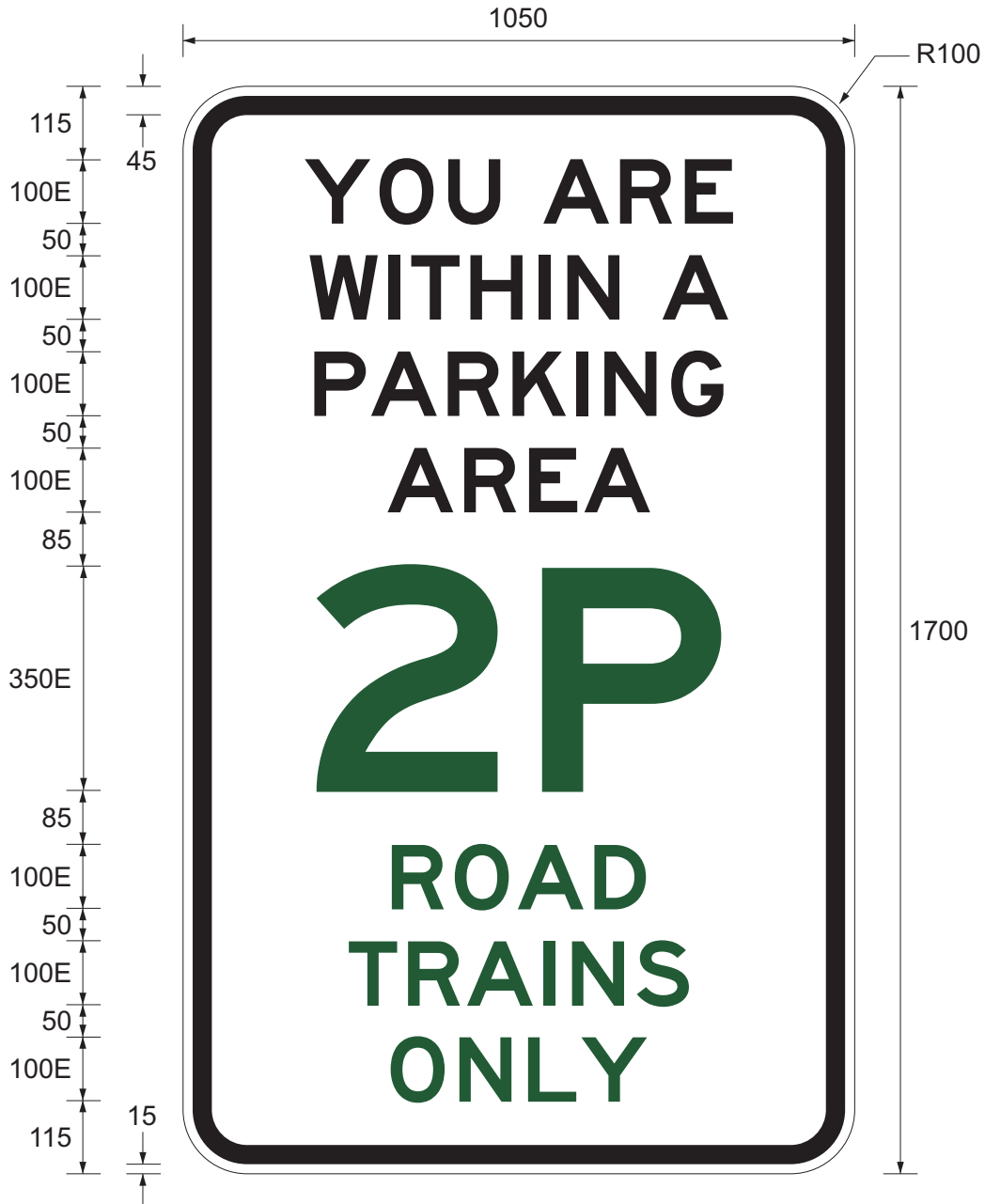
Scale
Not to Scale

R King
PRINCIPAL ENGINEER
(Traffic Engineering)

17/09/19
Date

Page 2 of 2

A	B			
---	---	--	--	--



Colour Legend

- Retroreflective white
- Retroreflective green
- Black

Notes:

1. This sign shall only be installed with R5-61-Q01.
2. This sign is only to be used at Heavy Vehicle Decoupling Bay as part of Toowoomba Second Range Crossing project.
3. In version B of the sign 'ROAD TRAINS ONLY' text colour has been changed to green in accordance with Clause 3.3.4 (a) (i) of AS1742.11.



**Queensland
Government**

REGULATORY SIGN
"YOU ARE WITHIN A PARKING AREA
ROAD TRAINS ONLY"

Department of Transport and Main Roads
Infrastructure Management & Delivery Division

APPROVED AS OFFICIAL TRAFFIC SIGN

Designed
RH 8/19

Checked
DJ 9/19

Scale
Not to Scale

R King
PRINCIPAL ENGINEER
(Traffic Engineering)

30/09/19
Date



R5-62-Q01

A	B			
---	---	--	--	--



 POLICE or Phone Number

Colour Legend

-  Retroreflective white (background)
-  Retroreflective red (legend and border)



**Queensland
Government**

**REGULATORY SIGN
"TOW-AWAY ZONE"**

Department of Transport and Main Roads
Infrastructure Management & Delivery Division

APPROVED AS OFFICIAL TRAFFIC SIGN

R5-Q01

Designed
RH 8/95

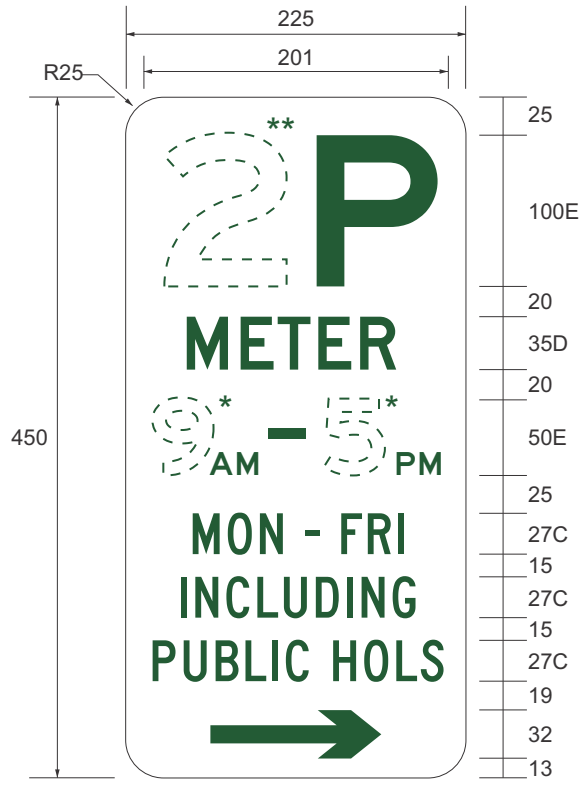
Checked
JD 8/95

Scale
Not to Scale

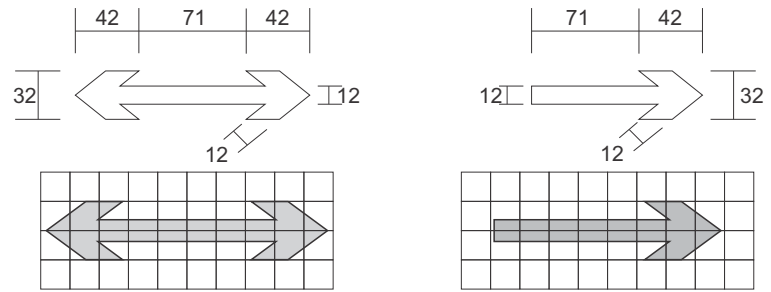

PRINCIPAL ENGINEER
(Traffic Engineering)

15/06/16
Date

A	B	C		
---	---	---	--	--



XMAS DAY
GOOD FRIDAY
& ANZAC DAY
EXCEPTED



Example use

Arrow details

Colour Legend

- Retroreflective white
- Retroreflective green

Notes

1. This sign may be used at locations where parking restrictions are required to be applied during public holidays.
2. * Insert appropriate times as required.
3. Insert appropriate hours. e.g. 2 and centre vertically.
4. Arrow may be left, right or both ways as appropriate.
5. For exceptions supplementary plate, refer to page 2.



**Queensland
Government**

**SPECIAL PARKING SIGN
"WEEKDAY PUBLIC HOLIDAYS"**

Department of Transport and Main Roads
Infrastructure Management & Delivery Division

APPROVED AS OFFICIAL TRAFFIC SIGN

R5-Q06_1

Designed
TV 12/16

Checked
LM 12/16

Scale
Not to Scale

R King
PRINCIPAL ENGINEER
(Traffic Engineering)

08/12/16
Date

Page 1 of 2

A				
---	--	--	--	--



Colour Legend

- Retroreflective white
- Retroreflective green

Notes

1. These supplementary sign options may be used with special parking signs that restrict parking on public holidays.



**Queensland
Government**

Department of Transport and Main Roads
Infrastructure Management & Delivery Division

**SPECIAL PARKING SIGN
EXCEPTIONS SUPPLEMENTARY PLATE**

APPROVED AS OFFICIAL TRAFFIC SIGN

R King
PRINCIPAL ENGINEER
(Traffic Engineering)

08/12/16
Date

R5-Q06_2

Page 2 of 2

Designed
TV 12/16

Checked
LM 12/16

Scale
Not to Scale

A				
---	--	--	--	--



Colour Legend

- Retroreflective white
- Retroreflective green

Notes

1. These supplementary sign options may be used with special parking signs that restrict parking on public holidays.



**Queensland
Government**

SPECIAL PARKING SIGN

EXCEPTIONS SUPPLEMENTARY PLATE

Department of Transport and Main Roads
Infrastructure Management & Delivery Division

APPROVED AS OFFICIAL TRAFFIC SIGN

R5-Q06_2

Designed
TV 12/16

Checked
LM 12/16

Scale
Not to Scale

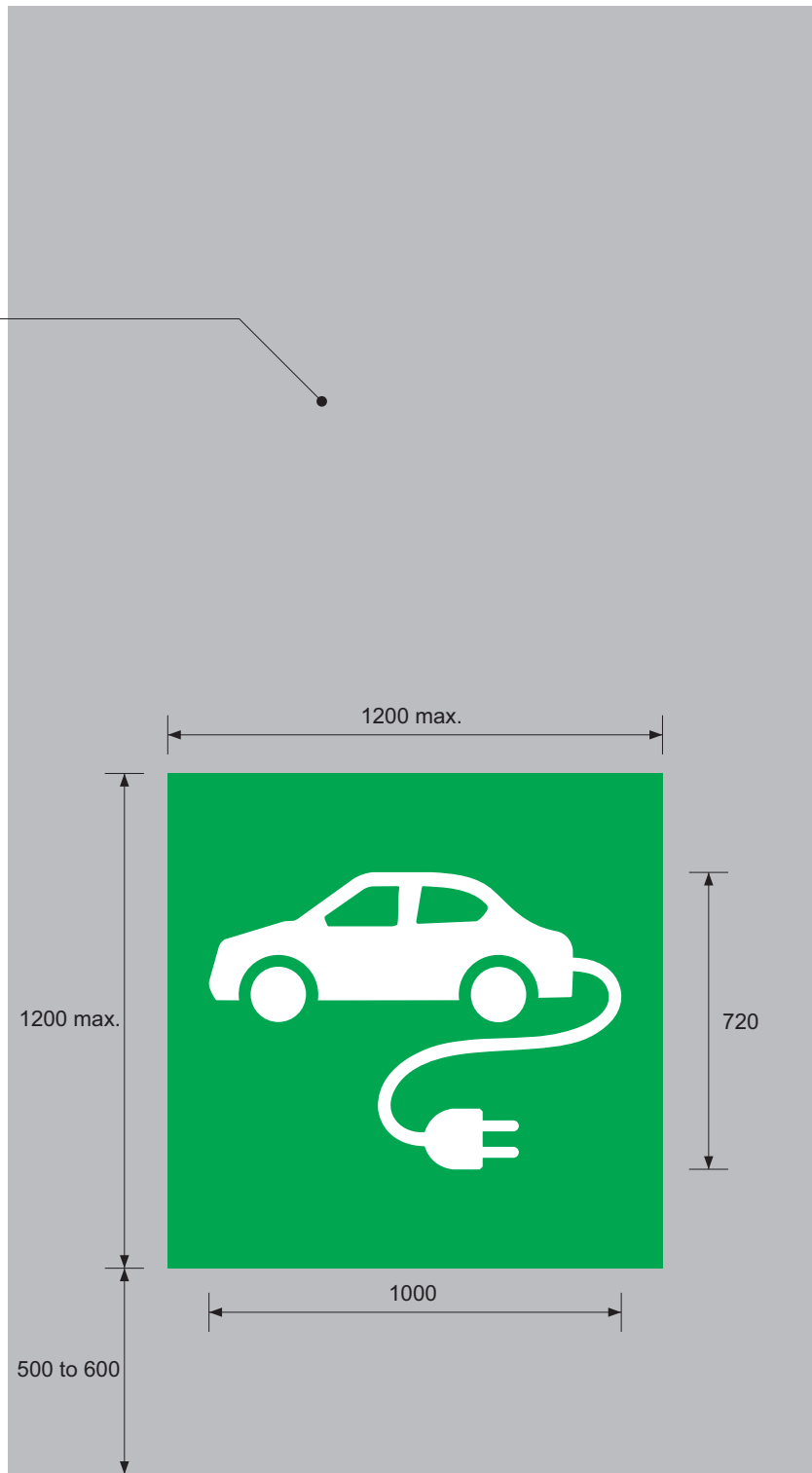
R King
PRINCIPAL ENGINEER
(Traffic Engineering)

08/12/16
Date

Page 2 of 2

A				
---	--	--	--	--

Dedicated electric vehicle space for charging



Colour Legend



White



G13 Emerald Green

Note: For symbol details refer to SQ07.



**Queensland
Government**

PAVEMENT SYMBOL
"ELECTRIC VEHICLES CHARGING STATION"

Department of Transport and Main Roads
Infrastructure Management & Delivery Division

APPROVED AS OFFICIAL TRAFFIC SIGN

R5-Q07_1

Designed
RH 02/21

Checked
DJ 02/21

Scale
Not to Scale


R King
PRINCIPAL ENGINEER
(Traffic Engineering)

12/02/21
Date

Page 1 of 2

A			
---	--	--	--

Parking bay length



1800

Parking bay width

Colour Legend



White



G13 Emerald Green

Notes:

1. For symbol details refer to SQ07.
2. Symbol to be centered in the middle of the parking bay.



**Queensland
Government**

PAVEMENT SYMBOL
"ELECTRIC VEHICLES CHARGING STATION"

Department of Transport and Main Roads
Infrastructure Management & Delivery Division

APPROVED AS OFFICIAL TRAFFIC SIGN

12/02/21
Date

R5-Q07_2

Page 2 of 2

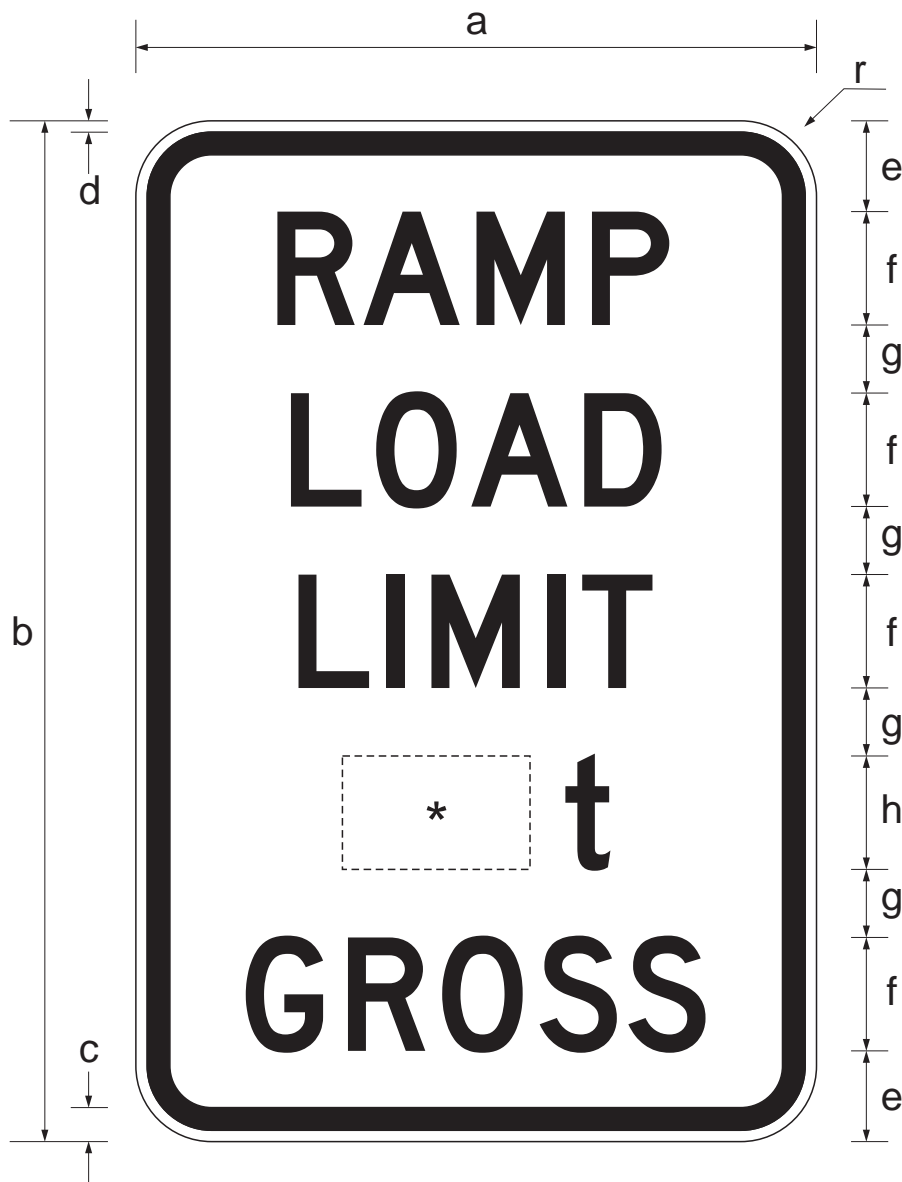
Designed
RH 02/21

Checked
DJ 02/21

Scale
Not to Scale


PRINCIPAL ENGINEER
(Traffic Engineering)

A				
---	--	--	--	--



	a	b	c	d	e	f	g	h	r
R6-3-Q01A	600	900	30	10	80	100DM	60	100E / 100E(tc)	50
R6-3-Q01B	900	1350	45	15	120	150DM	90	150E / 150E(tc)	100

Colour Legend

- Retroreflective white
- Black

Notes

1. This sign may be used to show the gross load limit of a road on/off ramp.
2. For a bridge gross load limit sign, refer to standard sign R6-3.
3. *Insert appropriate gross load limit.



**Queensland
Government**

REGULATORY SIGN
"RAMP LOAD LIMIT ...t GROSS"

Department of Transport and Main Roads
Infrastructure Management & Delivery Division

APPROVED AS OFFICIAL TRAFFIC SIGN

11/07/16
Date

R6-3-Q01

Designed
TV 7/14

Checked
DJ 7/14

Scale
Not to Scale

R King
PRINCIPAL ENGINEER
(Traffic Engineering)

A	B			
---	---	--	--	--



Colour Legend

- Retroreflective white
- Retroreflective red
- Black

Notes:

1. This multi-message sign has been developed to fit across the two (600x600) panels of a multi message frame.
2. It may be used in lieu of R6-6 in accordance with Clause 3.5.4(d) in the MUTCD Part 3.
3. This sign should be located at the point where drivers are required to stop in response to a red signal on a set of portable or temporary traffic signals. A driver must be able to see the signals from this location in order to respond to a change to green. Suggested location is 6 m in front of the signals.



**Queensland
Government**

MULTI MESSAGE SIGN PLATE
"STOP HERE ON RED SIGNAL"

Department of Transport and Main Roads
Infrastructure Management & Delivery Division

APPROVED AS OFFICIAL TRAFFIC SIGN

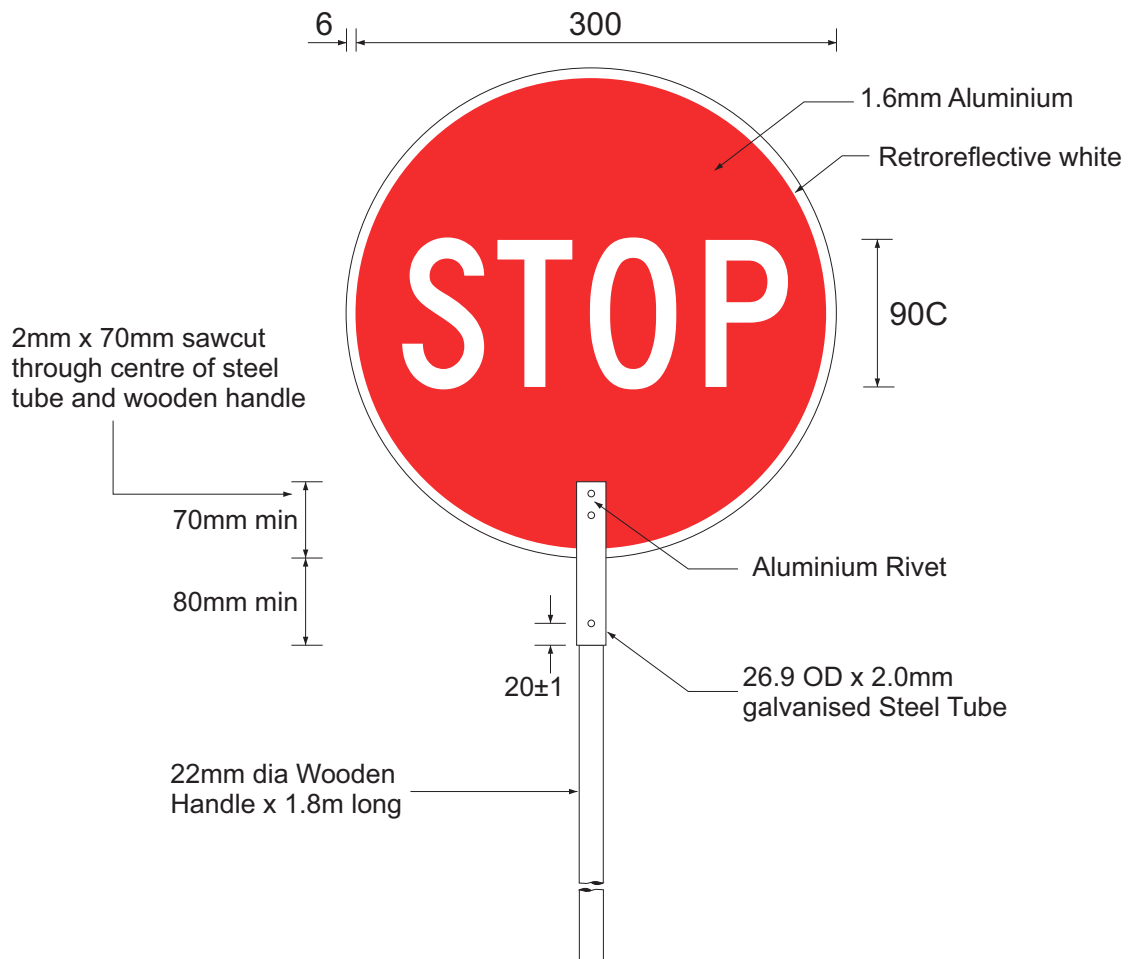
14/05/20
Date

R6-6-Q01

Designed RH.06/17.....	Checked DJ.05/20..	Scale Not to Scale
---------------------------	-----------------------	-----------------------

R King
PRINCIPAL ENGINEER
(Traffic Engineering)

A	B		
---	---	--	--




Notes:

1. Wooden handle to extend to top of steel tube.
2. The other side of sign on STOP/SLOW banner shall display the word "SLOW" in 85C font on retroreflective yellow background and black border (see example).
3. Tube, handle and rivets to be smooth and free of sharp edges.
4. This sign is only used in accordance with the Transport Operations (Road Use Management) Regulations. Drivers are required to stop their vehicle when indicated by the R6-8-Q01 sign. The sign has a diameter of 300 mm. Vehicle mounted flashing magenta coloured lights may be displayed in conjunction with this sign to assist in attracting the driver's attention.

Colour Legend

- Retroreflective red
- Retroreflective white



**EXAMPLE
SLOW HAND BANNER**



**Queensland
Government**

**REGULATORY SIGN
"STOP/SLOW HAND BANNER"**

Department of Transport and Main Roads
Infrastructure Management & Delivery Division

APPROVED AS OFFICIAL TRAFFIC SIGN

04/03/19
Date

R6-8-Q01

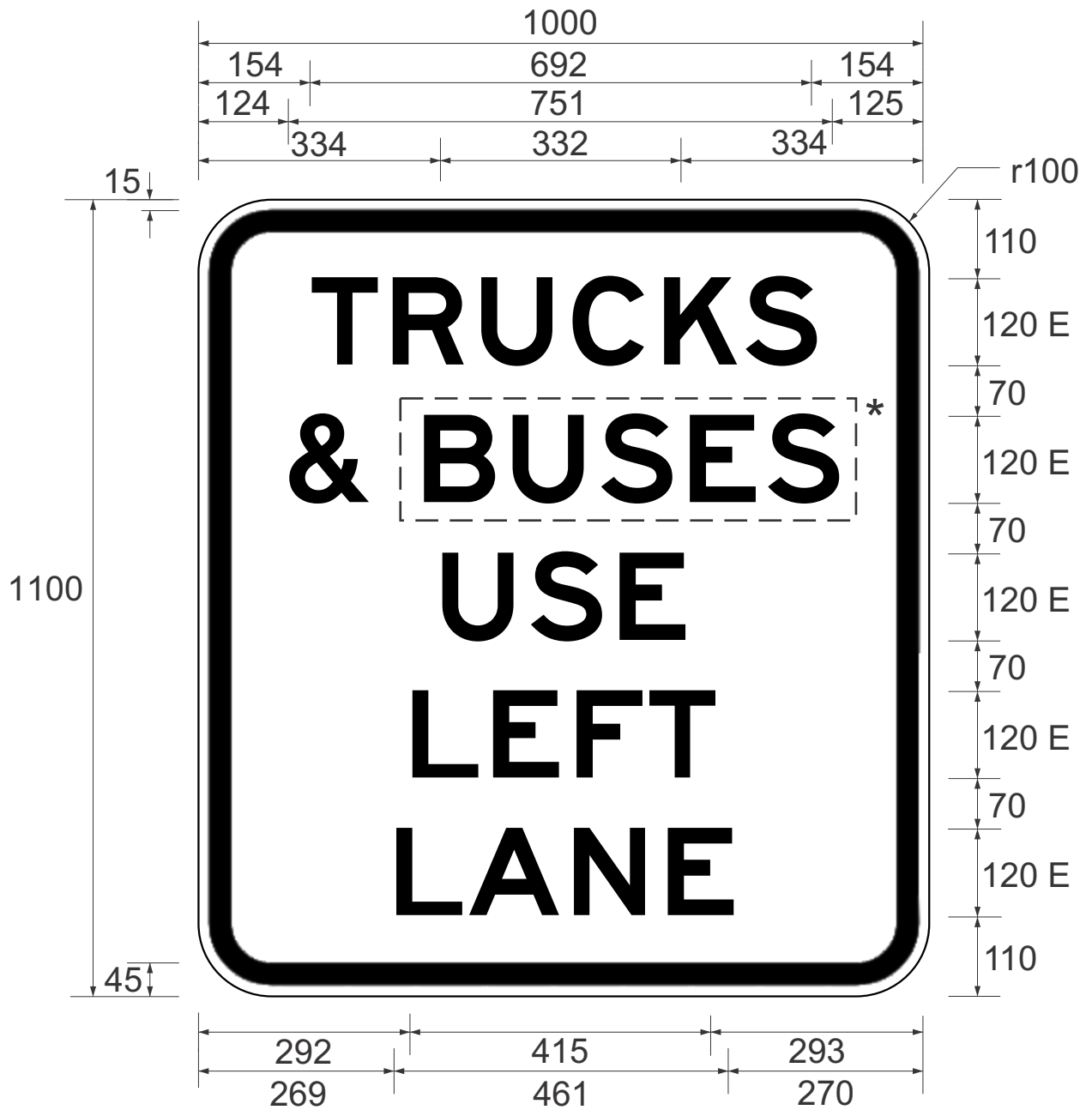
Designed
TV 11/16

Checked
DJ 03/19

Scale
Not to Scale

R King
PRINCIPAL ENGINEER
(Traffic Engineering)

A	B			
---	---	--	--	--



Colour Legend

- Retroreflective white
- Black

Notes:

1. This sign to be installed as required on roads with speed limit $\leq 80\text{km/h}$.
2. Use the 'END' (R7-4) Supplementary plate below this sign where this instruction no longer applies.
3. *Insert appropriate vehicle.



**Queensland
Government**

REGULATORY SIGN
"TRUCKS & BUSES USE LEFT LANE"

Department of Transport and Main Roads
Infrastructure Management & Delivery Division

APPROVED AS OFFICIAL TRAFFIC SIGN

20/04/23
Date

R6-28-Q01

Designed
RB 5/22

Checked
DJ 04/23

Scale
Not to Scale

PRINCIPAL ENGINEER
(Traffic Engineering Practice)

A	B			
---	---	--	--	--



Colour Legend

- Retroreflective white
- Black

Notes:

1. This sign shall be used to indicate the maximum permissible overall width in metres of a vehicle (including any vehicle load), on a section of road.
2. This sign to be erected at the start of a section of road where the restriction will apply.
3. Detour signs shall be erected at an appropriate intersection in advance of the section to divert overwidth vehicles.
4. * Insert appropriate width in metres, e.g. 3.5.



**Queensland
Government**

TRAFFIC INSTRUCTION SIGN
OVERALL WIDTH LIMIT ...m

Department of Transport and Main Roads
Infrastructure Management & Delivery Division

APPROVED AS OFFICIAL TRAFFIC SIGN

9/12/22
Date

R6-33-Q01

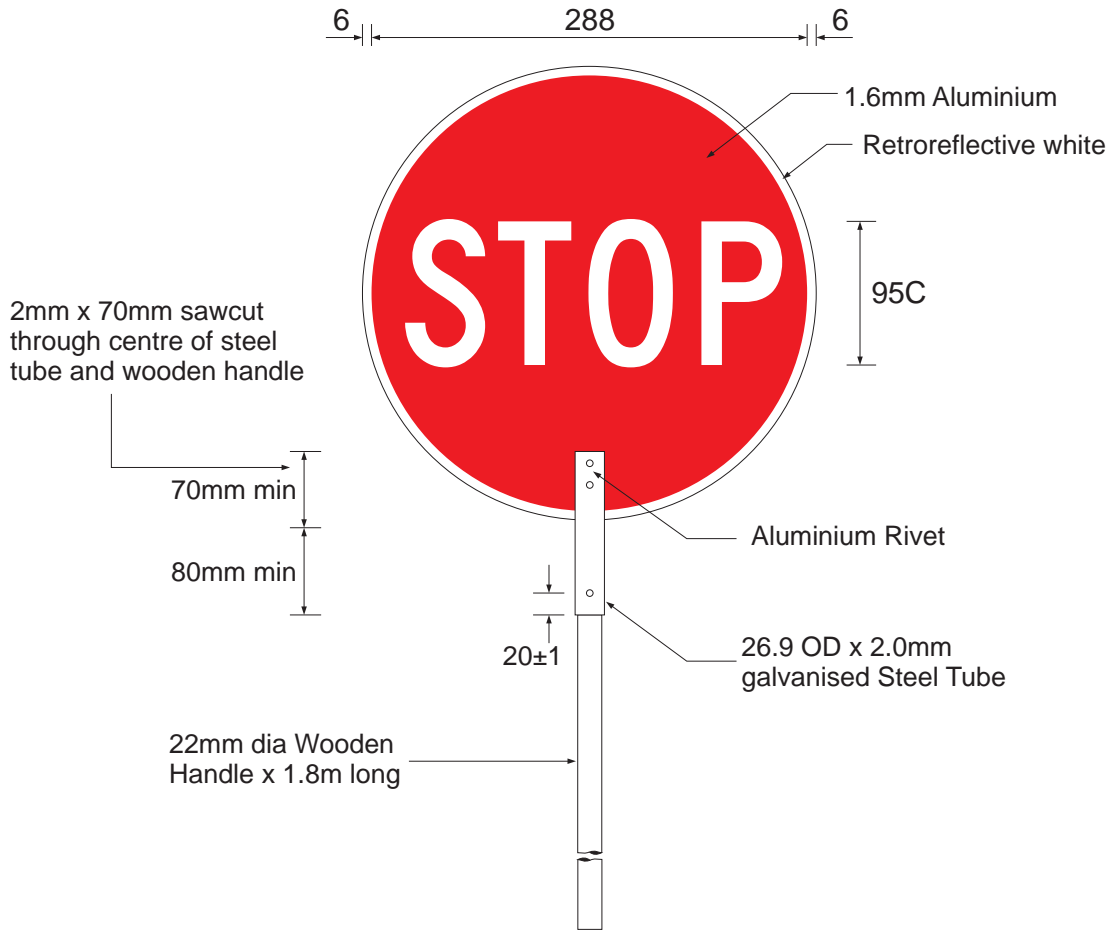
Designed
RH 12/22

Checked
JP 12/22

Scale
Not to Scale

PRINCIPAL ENGINEER
(Traffic Engineering Practice)

A				
---	--	--	--	--



Colour Legend

- Retroreflective red
- Retroreflective white

Notes:

1. Wooden handle to extend to top of steel tube.
2. For other side of sign on STOP/SLOW banner, refer T7-1-Q01.
3. Tube, handle and rivets to be smooth and free of sharp edges.



**Queensland
Government**

**REGULATORY SIGN
"STOP/SLOW HAND BANNER"
(SMALL)**

Department of Transport and Main Roads
Infrastructure Management & Delivery Division

APPROVED AS OFFICIAL TRAFFIC SIGN

16/06/16
Date

R6-Q02

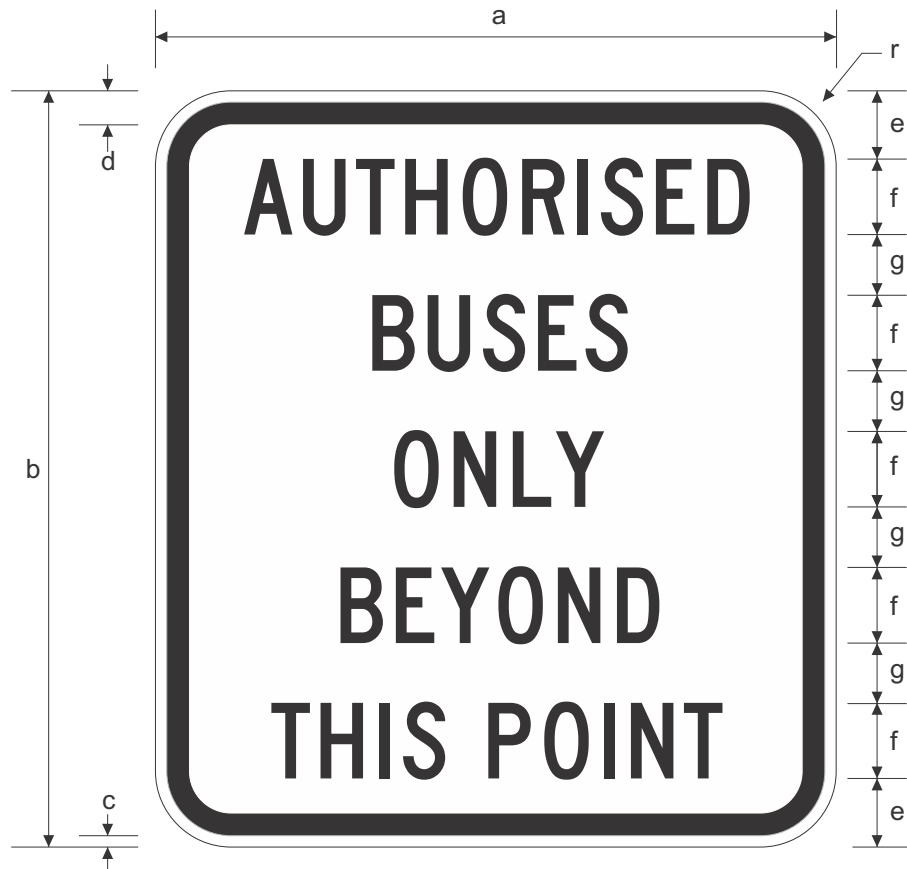
Designed
RH 3/96

Checked
JD 3/96

Scale
Not to Scale

R King
PRINCIPAL ENGINEER
(Traffic Engineering)

F	G	H	
---	---	---	--



	a	b	c	d	e	f	g	r
SIZE A	600	700	10	30	65	70C	55	50
SIZE B	900	1000	15	45	90	100C	80	100
SIZE C	1200	1300	15	45	100	140C	100	100

Colour Legend

- Retroreflective white (background)
- Black (legend and border)

1. For typical layout details for this sign see pages 2 and 3.



**Queensland
Government**

REGULATORY SIGN
AUTHORISED BUSES ONLY
BEYOND THIS POINT

Department of Transport and Main Roads
 Infrastructure Management & Delivery Division

APPROVED AS OFFICIAL TRAFFIC SIGN

Designed
TV 09/10

Checked
KB 09/10

Scale
Not to Scale

R King
 PRINCIPAL ENGINEER
 (Traffic Engineering)

16/06/16
 Date

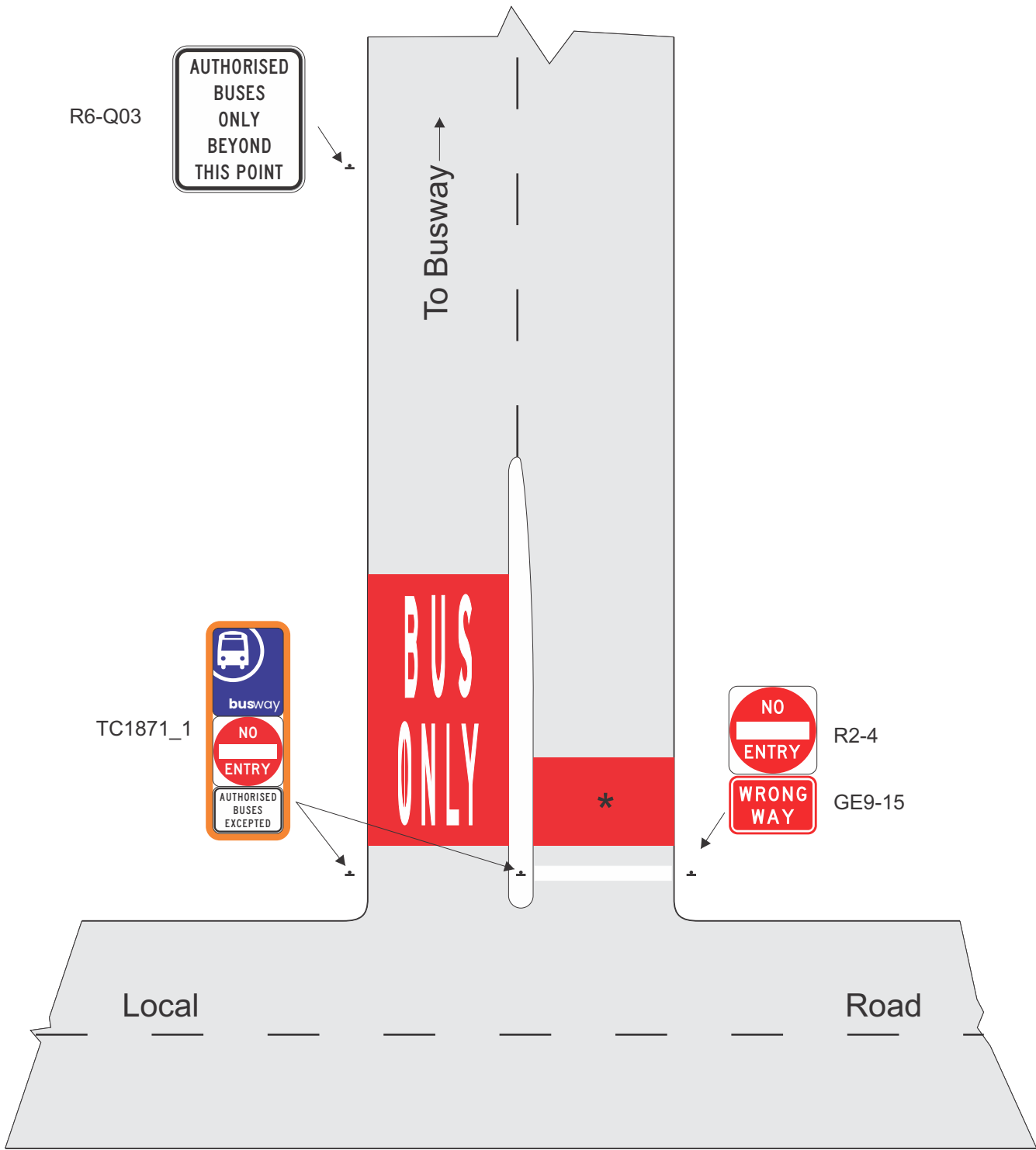
R6-Q03_1

Page 1 of 3

A	B			
---	---	--	--	--

Note

- 1. * This zone is optional and may be installed for added recognition.



**Queensland
Government**

**BUSWAY SIGNS
TYPICAL LAYOUT**

Department of Transport and Main Roads
Infrastructure Management & Delivery Division

APPROVED AS OFFICIAL TRAFFIC SIGN

Designed
TV 09/10

Checked
KB 09/10

Scale
Not to Scale

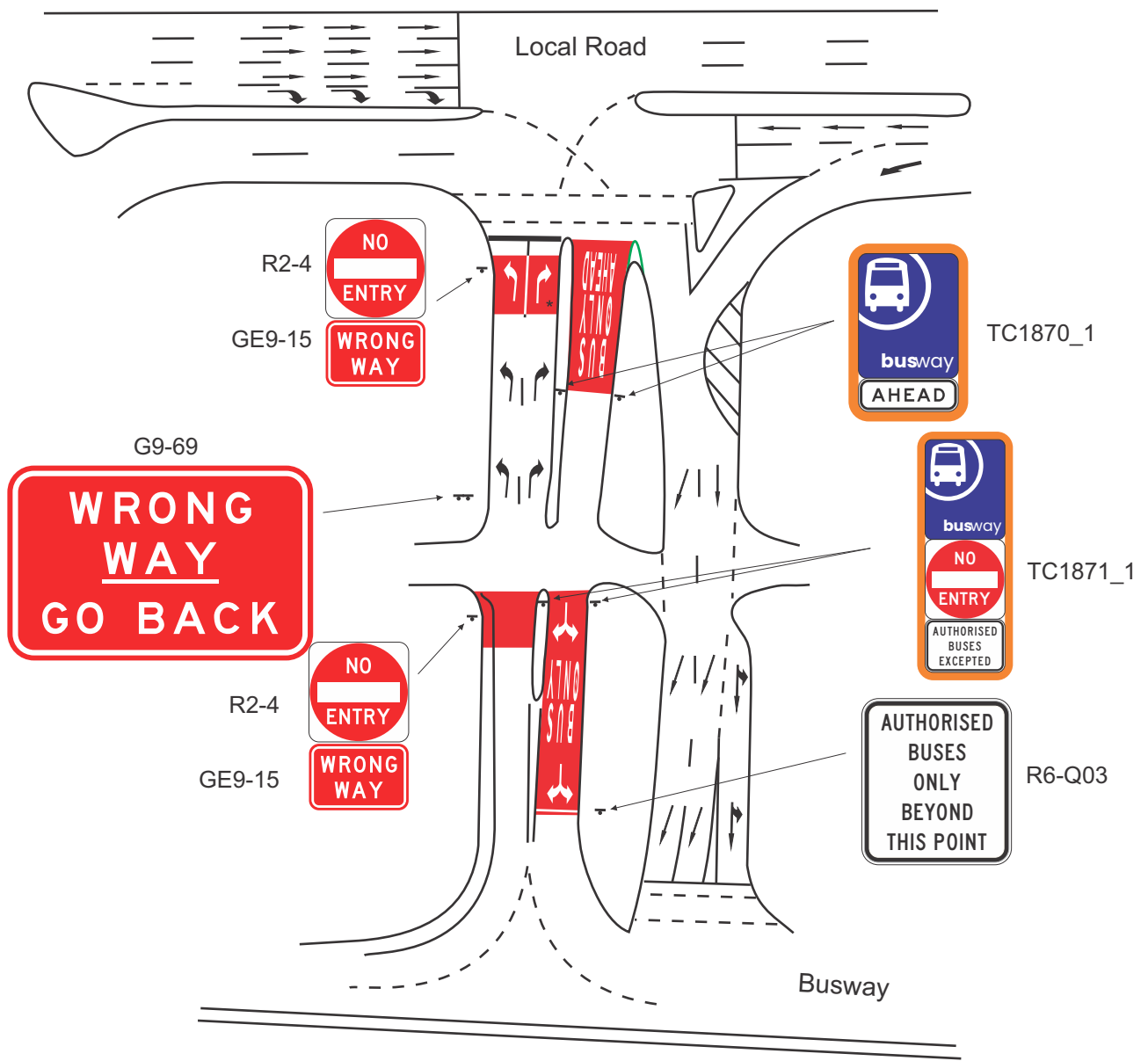
R King
PRINCIPAL ENGINEER
(Traffic Engineering)

16/06/16
Date

R6-Q03_2

Page 2 of 3

A	B			
---	---	--	--	--



Note

- * This zone is optional and may be installed for added recognition.



**Queensland
Government**

**BUSWAY SIGNS
TYPICAL LAYOUT
WITH ADVANCE WARNING**

Department of Transport and Main Roads
Infrastructure Management & Delivery Division

APPROVED AS OFFICIAL TRAFFIC SIGN

R6-Q03_3

Designed
TV 09/10

Checked
KB 09/10

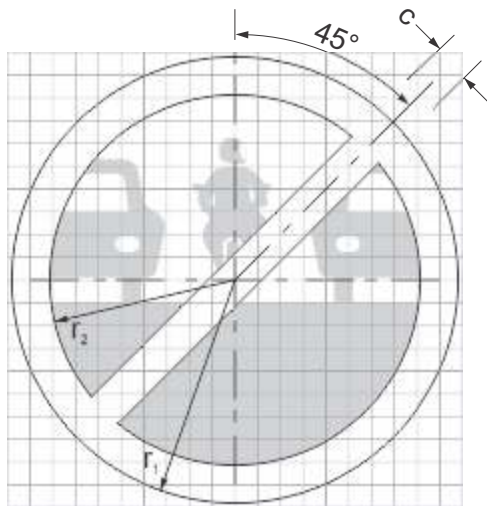
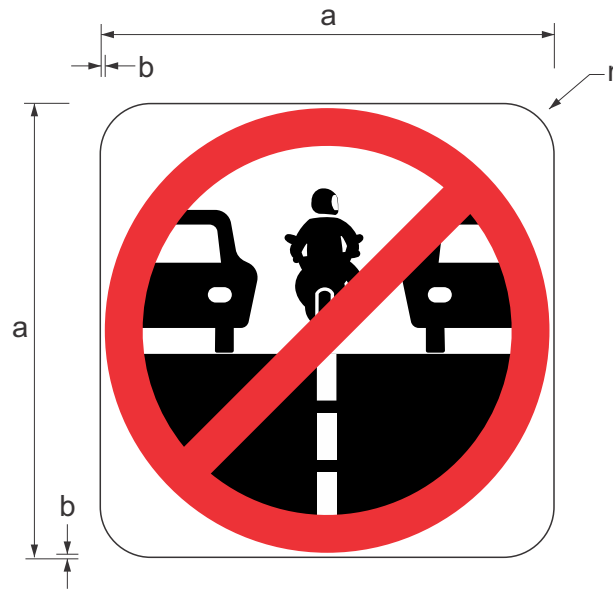
Scale
Not to Scale

R King
PRINCIPAL ENGINEER
(Traffic Engineering)

16/06/16
Date

Page 3 of 3

A	B			
---	---	--	--	--



d
□ d

	a	b	c	d	r	r ₁	r ₂
A	600	6	50	30	50	294	244
B	900	9	75	45	75	441	366
C	1200	12	100	60	100	588	488

Colour Legend

- Black
- Class 400 retroreflective red
- Class 400 retroreflective white



**Queensland
Government**

LANE FILTERING PROHIBITED

Department of Transport and Main Roads
Infrastructure Management & Delivery Division

ISSUED AS OFFICIAL TRAFFIC SIGN

Jack Dahl
DIRECTOR
(Traffic Engineering)

9/03/26
Date

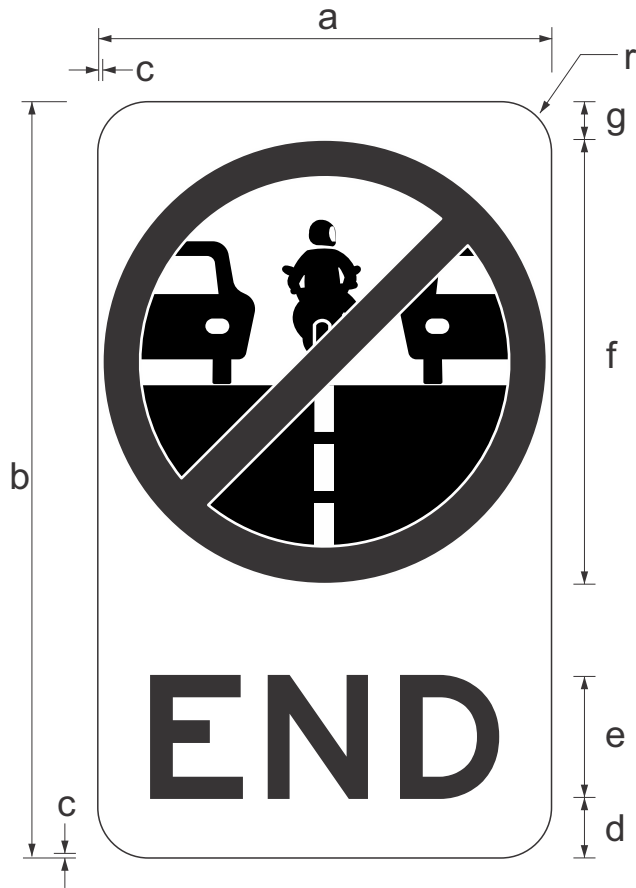
R6-020-Q01

Designed
RH 12/25

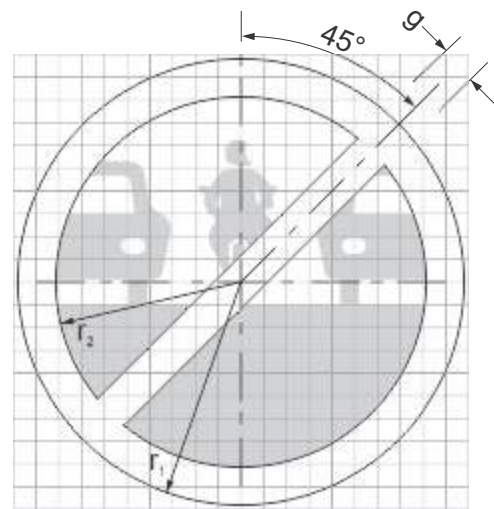
Checked
DJ 12/25

Scale
Not to Scale

A				
---	--	--	--	--



	a	b	c	d	e	f	g	h	r	r ₁	r ₂
B	600	1000	50	80	160E	588	50	30	50	294	244
C	800	1350	66	106	210E	782	67	40	70	391	324



h
□ h

Colour Legend



Black



Class 400 retroreflective white



**Queensland
Government**

**END LANE FILTERING
PROHIBITED**

Department of Transport and Main Roads
Infrastructure Management & Delivery Division

ISSUED AS OFFICIAL TRAFFIC SIGN

Jack Dahl
DIRECTOR
(Traffic Engineering)

9/03/26
Date


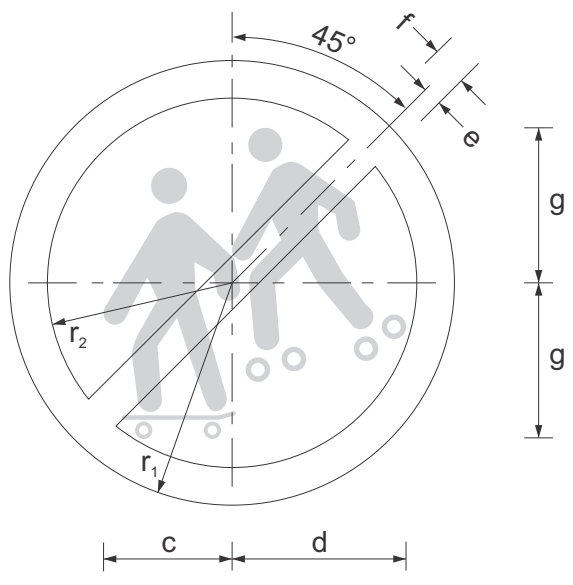

R6-020-Q02

Designed
RH 12/25

Checked
DJ 12/25

Scale
Not to Scale

A				
---	--	--	--	--



Note: For guidance on the use of this sign refer to the Queensland MUTCD Part 10.

Colour Legend

- Black
- Class 400 retroreflective red
- Class 400 retroreflective white

	a	b	c	d	e	f	g	r	r ₁	r ₂
A	450	5	170	230	19	38	205	45	220	183
B	600	6	227	306	25	50	273	60	293	244
C	750	7	284	382	31	62	341	75	366	305



**Queensland
Government**

**WHEELED RECREATIONAL DEVICES AND
WHEELED TOYS PROHIBITED**

Department of Transport and Main Roads
Infrastructure Management & Delivery Division

APPROVED AS OFFICIAL TRAFFIC SIGN

15/04/25
Date

R6-100-Q01

Designed
RH 04/25

Checked
JP 04/25

Scale
Not to Scale


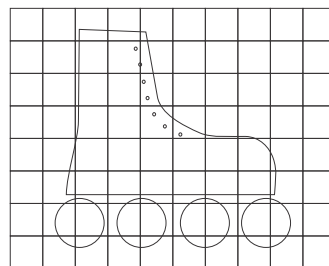
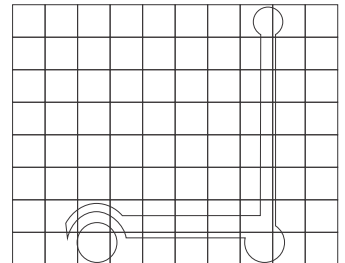

A/PRINCIPAL ENGINEER
(Traffic Engineering Practice)

A			
---	--	--	--



Notes:

1. For guidance on the use of this sign refer to the Queensland MUTCD Part 10.
2. Sign elements can be deleted in circumstances where not all devices are prohibited.



Colour Legend

- Black
- Class 400 retroreflective red
- Class 400 retroreflective white



**Queensland
Government**

**CYCLING, WHEELED RECREATIONAL DEVICES
AND WHEELED TOYS PROHIBITED**

Department of Transport and Main Roads
Infrastructure Management & Delivery Division

APPROVED AS OFFICIAL TRAFFIC SIGN

15/04/25
Date

R6-100-Q02

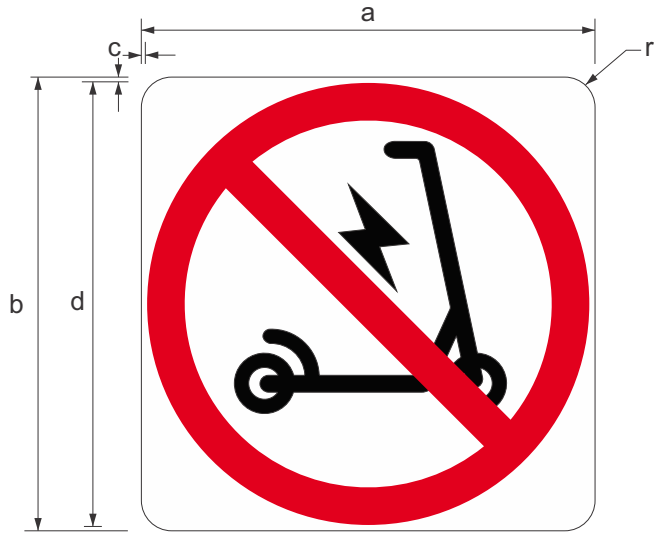
Designed
RH 04/25

Checked
JP 04/25


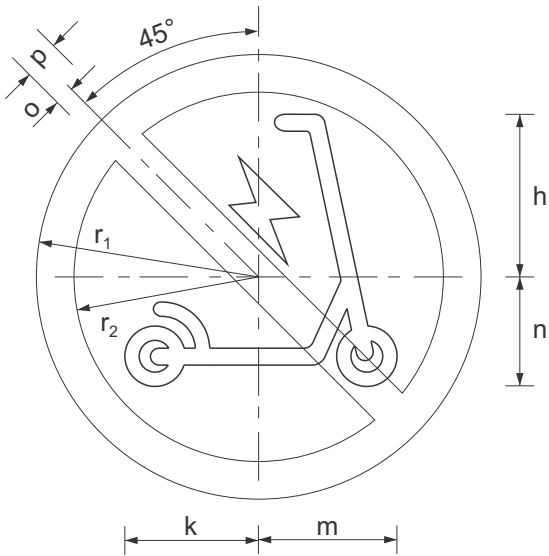
Scale
Not to Scale


A/PRINCIPAL ENGINEER
(Traffic Engineering Practice)

A				
---	--	--	--	--



	a	c	d	h	k	m	n	o	p	r	r ₁	r ₂
AA	300	3	294	108	88	92	72	13	26	25	147	122
A	450	4	442	162	132	138	108	19	38	40	221	183
B	600	6	588	215	177	183	144	26	52	50	294	244



Colour Legend

- Black
- Class 400 retroreflective red
- Class 400 retroreflective white

Note: For guidance on the use of this sign refer to the Queensland MUTCD Part 10.



**Queensland
Government**

E-SCOOTERS PROHIBITED

Department of Transport and Main Roads
Infrastructure Management & Delivery Division

APPROVED AS OFFICIAL TRAFFIC SIGN



22/04/25
Date

R6-100-Q03_1

Page 1 of 2

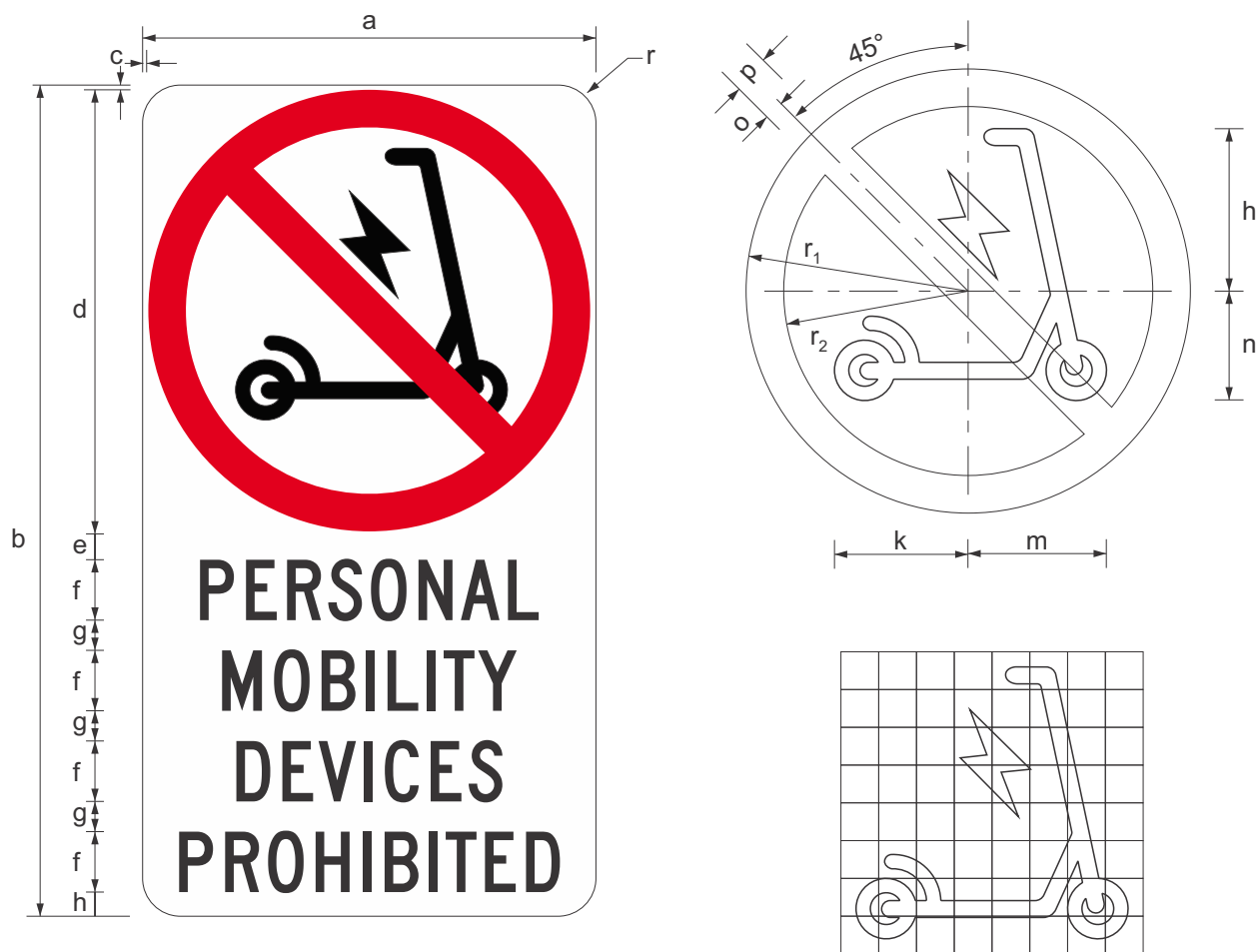
Designed
RH 04/25

Checked
JP 04/25

Scale
Not to Scale

A/PRINCIPAL ENGINEER
(Traffic Engineering Practice)

A			
---	--	--	--



	a	b	c	d	e	f	g	h	k	m	n	o	p	r	r ₁	r ₂
A	450	825	4	442	25	60C	30	24	132	138	108	19	38	40	221	183
B	600	1100	6	588	34	80C	40	32	177	183	144	26	52	50	294	244

Note: For guidance on the use of this sign refer to the Queensland MUTCD Part 10.

Colour Legend

- Black
- Class 400 retroreflective red
- Class 400 retroreflective white



**Queensland
Government**

**PERSONAL MOBILITY DEVICES
PROHIBITED**

Department of Transport and Main Roads
Infrastructure Management & Delivery Division

APPROVED AS OFFICIAL TRAFFIC SIGN

22/04/25
Date

R6-100-Q03_2

Page 2 of 2

Designed
RH 04/25

Checked
JP 04/25

Scale
Not to Scale

A/PRINCIPAL ENGINEER
(Traffic Engineering Practice)

A				
---	--	--	--	--



R7-3-Q01R

	a	b	c	d	e	f	g	h	r
SIZE A	450	300	5	15	55	75C	40	75E	25
SIZE B	600	400	10	30	75	100C	50	100E	50
SIZE C	900	600	10	30	110	150C	80	150E	50
SIZE D	1200	800	15	45	150	200C	100	200E	100



R7-3-Q01L

Example for
left lanes
restriction

Colour Legend

- Retroreflective white
- Black

Notes:

1. This sign to be mounted at locations where restrictions apply to the two right (left) lanes of a carriageway. It should be installed, (a) between G9-87 and R7-2 in advance of the restrictions, (b) below a R6-10 for the restricted section and (c) between R6-10 and R7-4 to indicate the end of the restricted section.
2. For examples refer to page 2.
3. Insert appropriate lane option. e.g. LEFT or RIGHT.



**Queensland
Government**

REGULATORY SIGN
"RIGHT / LEFT
2 LANES"

Department of Transport and Main Roads
Infrastructure Management & Delivery Division

APPROVED AS OFFICIAL TRAFFIC SIGN

06/01/17
Date

R7-3-Q01_1

Page 1 of 2

Designed
TV 1/17

Checked
DJ 1/17

Scale
Not to Scale

R King
PRINCIPAL ENGINEER
(Traffic Engineering)

A				
---	--	--	--	--

G9-87-2

R6-10-2

R6-10-2



R7-3-Q01R



R7-2

R7-4

Advance signs

Restriction signs

End Restriction signs

R6-10-2






Example left lane restriction use

R7-3-Q01L



Colour Legend

-  Retroreflective white
-  Retroreflective red
-  Black

Notes:

1. Examples of sign combinations to be installed at locations, in advance, at the beginning and at the end, of restrictions to the two right / left lanes of a carriageway.
2. For details of R7-3-Q01 refer to page 1.



Queensland Government

REGULATORY SIGN

"RIGHT / LEFT 2 LANES"

Department of Transport and Main Roads
Infrastructure Management & Delivery Division

APPROVED AS OFFICIAL TRAFFIC SIGN

06/01/17
Date

R7-3-Q01_2

Page 2 of 2

Designed
TV 1/17

Checked
DJ 1/17

Scale
Not to Scale


PRINCIPAL ENGINEER
(Traffic Engineering)

A				
---	--	--	--	--



	a	b	c	d	e	f	g	r
A	600	550	10	30	70	100D	55	50
B	900	800	15	45	105	150D	70	100
C	1200	1100	15	45	140	200D	110	100

R6-10-2



R7-3-Q02



Example of use

Colour Legend

 Retroreflective white

 Black

Note: This sign is to be installed under R6-10-2 sign at locations where restrictions apply to the left and right (kerbside) lanes of a carriageway with 3 or more lanes.



**Queensland
Government**

**SUPPLEMENTARY PLATE
"LEFT & RIGHT LANES"**

Department of Transport and Main Roads
Infrastructure Management & Delivery Division

APPROVED AS OFFICIAL TRAFFIC SIGN

2/08/19
Date

R7-3-Q02

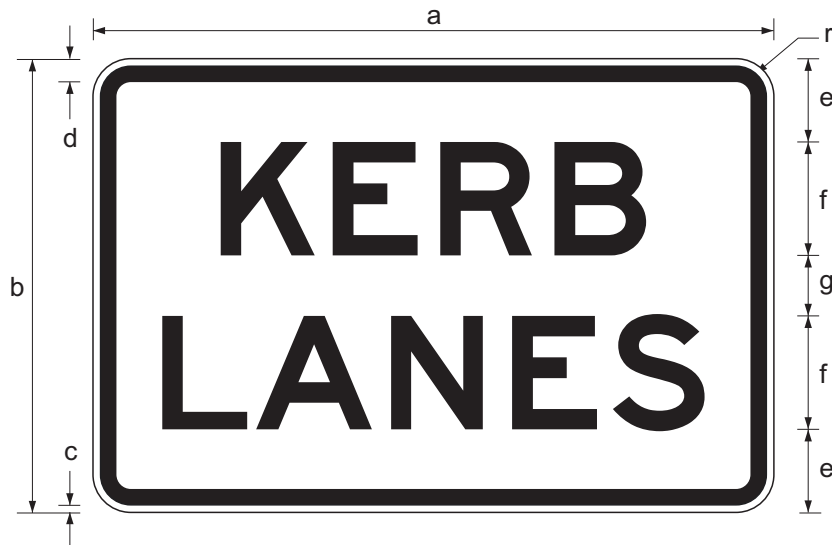
Designed
RH 8/19

Checked
DC 8/19

Scale
Not to Scale


PRINCIPAL ENGINEER
(Traffic Engineering)

A				
---	--	--	--	--



	a	b	c	d	e	f	g	r
SIZE A	450	300	5	15	55	75E	40	25
SIZE B	600	400	5	15	75	100E	50	25
SIZE C	900	600	10	30	110	150E	80	50
SIZE D	1200	800	15	45	150	200E	100	100

Colour Legend

- Retroreflective white
- Black



**Queensland
Government**

**SUPPLEMENTARY PLATE
"KERB LANES"**

Department of Transport and Main Roads
Infrastructure Management & Delivery Division

APPROVED AS OFFICIAL TRAFFIC SIGN

12/11/19
Date

R7-3-Q03

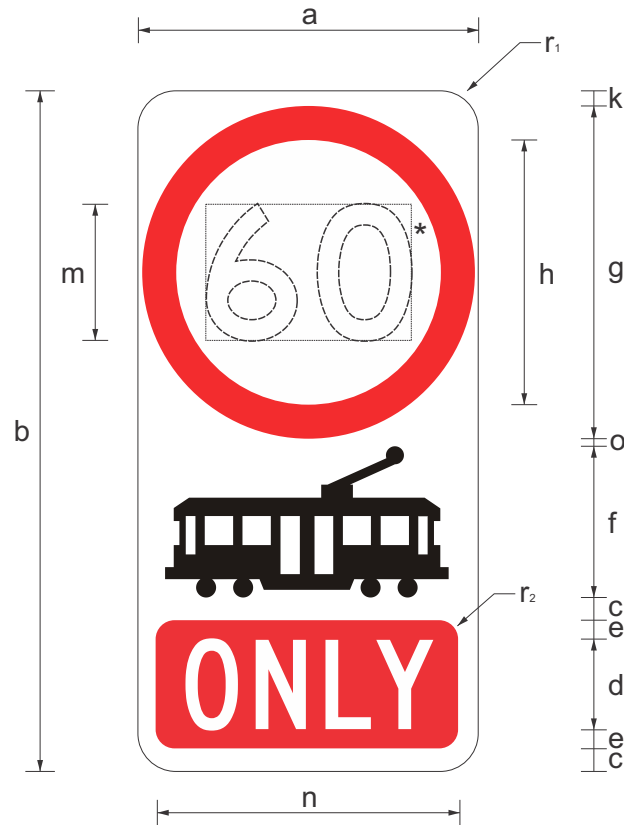
Designed
YN 11/19

Checked
DC 11/19

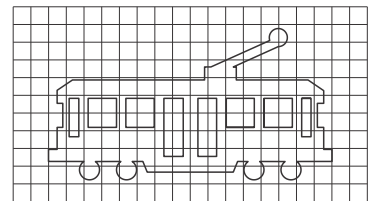
Scale
Not to Scale

R King
PRINCIPAL ENGINEER
(Traffic Engineering)

A			
---	--	--	--



	a	b	c	d	e	f	g	h	k	m	n	o	r ₁	r ₂
A	450	900	30	120C	25	200	440	350	20	180D	400	10	15	25
B	600	1200	40	160C	35	266	586	466	25	240D	532	13	20	35
C	900	1800	60	240C	50	400	880	700	40	360D	800	20	30	50
D	1200	2400	80	320C	70	532	1172	932	50	480D	1064	26	40	70



Colour Legend

- Retroreflective white
- Retroreflective red
- Black

Notes

1. This sign to be used to indicate the speed limits on a tramway.
2. *Insert appropriate speed, e.g 60.
3. Signposted speed limits for a tramway may be in multiples of 5.



**Queensland
Government**

**REGULATORY SIGN
SPEED - TRAMWAY ONLY**

Department of Transport and Main Roads
Infrastructure Management & Delivery Division

APPROVED AS OFFICIAL TRAFFIC SIGN

19/12/22
Date

R7-10-Q01


Designed
RH 12/22

Checked
JP 12/22

Scale
Not to Scale

PRINCIPAL ENGINEER
(Traffic Engineering Practice)

A			
---	--	--	--



	a	b	c	d	e	f	g	h	k	r
R7-Q01C	600	300	5	15	50	80	40	80E	300	25
R7-Q01D	900	450	10	30	75	120	60	120E	450	50

Colour Legend

- Retroreflective white (background)
- Black (legend and border)

Notes:

1. This sign is for use with the R7-1 signs only
2. Arrow could be left or right.



**Queensland
Government**

REGULATORY SIGN
"AHEAD - arrow (L & R)"

Department of Transport and Main Roads
Infrastructure Management & Delivery Division

APPROVED AS OFFICIAL TRAFFIC SIGN

R7-Q01

Designed
RH 8/95

Checked
JD 8/95

Scale
Not to Scale

R King
PRINCIPAL ENGINEER
(Traffic Engineering)

16/06/16
Date

A	B	C		
---	---	---	--	--



	a	b	c	d	e	f	g	h	k	m	n	o	p	r
A	450	300	6	18	45	45E	40	120C	50	130	45D	15	60C	50
B	600	400	8	24	60	60E	53	160C	67	173	60D	20	80C	75

Note: Insert appropriate times of operation.

Colour Legend

- Black
- Retroreflective white



**Queensland
Government**

**SUPPLEMENTARY PLATE
TIMES OF OPERATION SCHOOL DAYS**

Department of Transport and Main Roads
Infrastructure Management & Delivery Division

APPROVED AS OFFICIAL TRAFFIC SIGN

06/09/17
Date

R9-1-1-Q01

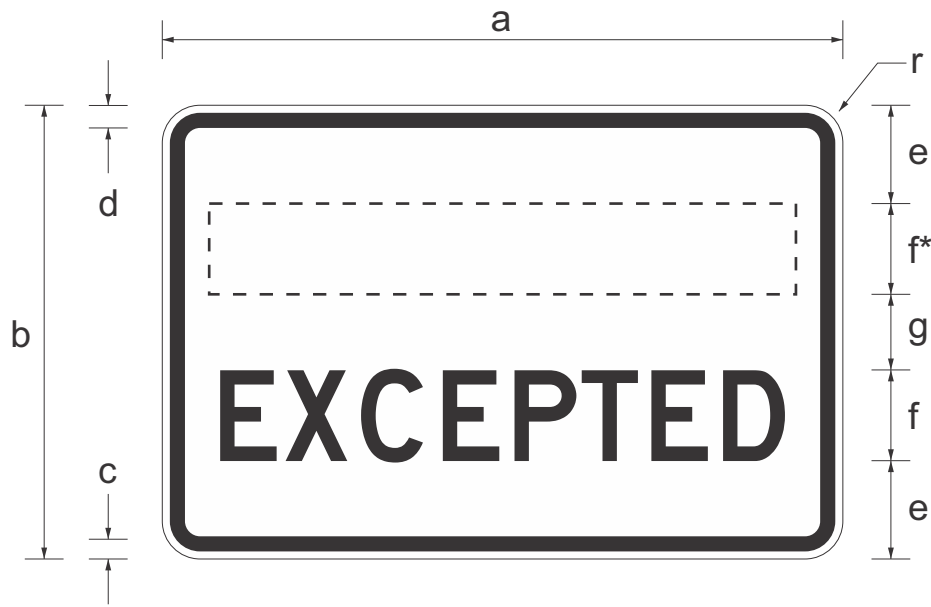
Designed
RH 09/17

Checked
DJ 09/17

Scale
Not to Scale

R King
PRINCIPAL ENGINEER
(Traffic Engineering)

A			
---	--	--	--



	a	b	c	d	e	f	g	r
A	450	300	5	15	65	60D	50	25
B	600	400	5	15	86	80D	68	25
C	750	500	10	30	108	100D	84	50

Notes:

1. For an exception plate only applicable to either BUSES or BICYCLES, use R9-2 or R9-3 respectively.
2. * Insert appropriate exception class. For longer names use Series C font.
3. Exception plates may be widened to fit under longer signs. Font size and number of lines should be adjusted to suit.
4. Where more than one class of vehicle is to be included, refer to R9-Q04_2 or R9-Q04_3, which permit two or three line options. Vehicle classes may be combined or added as necessary.

Colour Legend

- Retroreflective white
- Black

Exception class*

- CARS
- TAXIS
- TRAMS
- TRUCKS



**Queensland
Government**

**SUPPLEMENTARY PLATE
... EXCEPTED (2 LINES)**

Department of Transport and Main Roads
Infrastructure Management & Delivery Division

APPROVED AS OFFICIAL TRAFFIC SIGN

11/05/23
Date

R9-Q04_1

Page 1/3

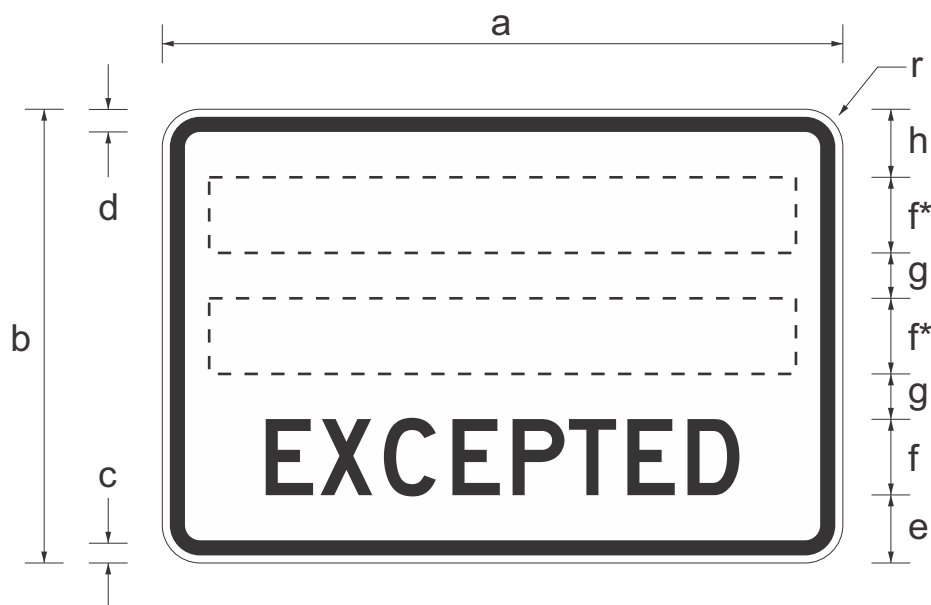
Designed
RH 09/22

Checked
JP 05/23

Scale
Not to Scale

PRINCIPAL ENGINEER
(Traffic Engineering Practice)

A				
---	--	--	--	--



	a	b	c	d	e	f	g	h	r
A	450	300	5	15	45	50D	30	45	25
B	600	400	5	15	60	65D	42	61	25
C	750	500	10	30	72	85D	50	73	50

Notes:

1. For an exception plate only applicable to AUTHORISED VEHICLES, use R9-4.
2. * Insert appropriate exception class. For longer names use Series C font.
3. Exception plates may be widened to fit under longer signs. Font size and number of lines should be adjusted to suit.

Exception class*

AUTHORISED BUSES	EMERGENCY VEHICLES	SERVICE VEHICLES
BICYCLES AND TAXIS	LOCAL DELIVERIES	STOCK VEHICLES
CONSTRUCTION VEHICLES	LOCAL TRAFFIC	T2/T3 VEHICLES
[COUNCIL] BUSES	POLICE VEHICLES	...t GVM AND UNDER
CANE VEHICLES	SCHOOL BUSES	

Colour Legend

- Retroreflective white
- Black



**Queensland
Government**

**SUPPLEMENTARY PLATE
... EXCEPTED (3 LINES)**

Department of Transport and Main Roads
Infrastructure Management & Delivery Division

APPROVED AS OFFICIAL TRAFFIC SIGN

11/05/23
Date

R9-Q04_2

Page 2/3

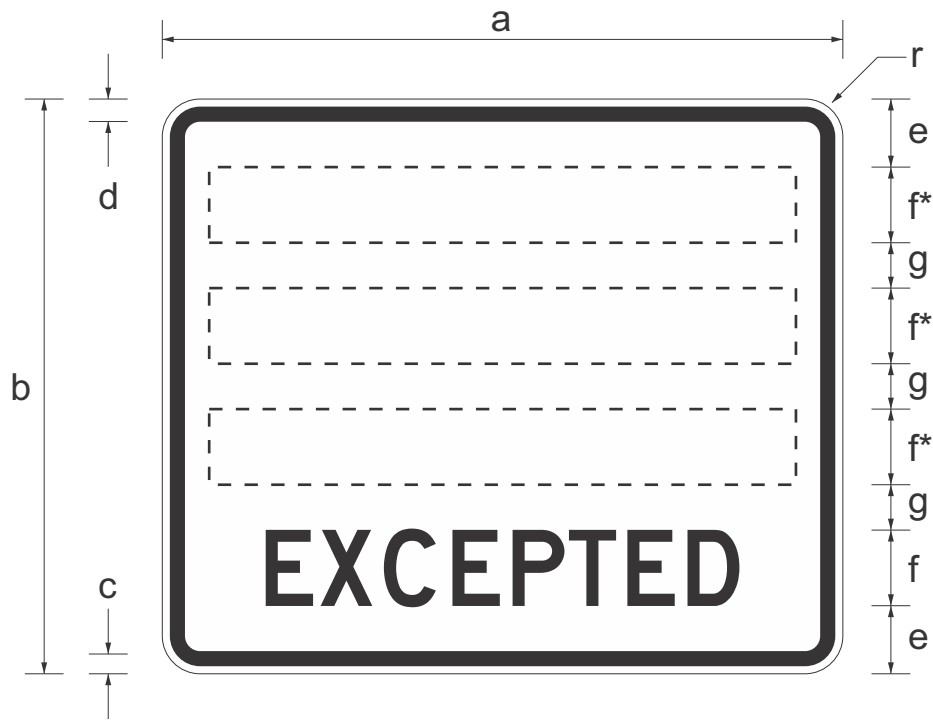
Designed
RH 09/22

Checked
JP 05/23

Scale
Not to Scale

PRINCIPAL ENGINEER
(Traffic Engineering Practice)

A			
---	--	--	--



	a	b	c	d	e	f	g	r
A	450	380	5	15	45	50D	30	25
B	600	500	10	30	60	65D	40	50
C	750	630	10	30	70	85D	50	50

Notes:

- * Insert appropriate exception class. For longer names use Series C font.
- Exception plates may be widened to fit under longer signs. Font size and number of lines should be adjusted to suit.

Colour Legend

- Retroreflective white
- Black

Exception class*		
[COUNCIL] AUTHORISED VEHICLES	BUSES AND CONSTRUCTION VEHICLES	TRANSIT LANE VEHICLES
[COUNCIL] AUTHORISED BUSES	T3 AND TRUCK LANE VEHICLES	VEHICLES LONGER THAN ... m
BUSES ... m AND UNDER	TRUCKS .. m AND UNDER	VEHICLES SHORTER THAN ... m



**Queensland
Government**

**SUPPLEMENTARY PLATE
... EXCEPTED (4 LINES)**

Department of Transport and Main Roads
Infrastructure Management & Delivery Division

APPROVED AS OFFICIAL TRAFFIC SIGN

11/05/23
Date

R9-Q04_3

Page 3/3

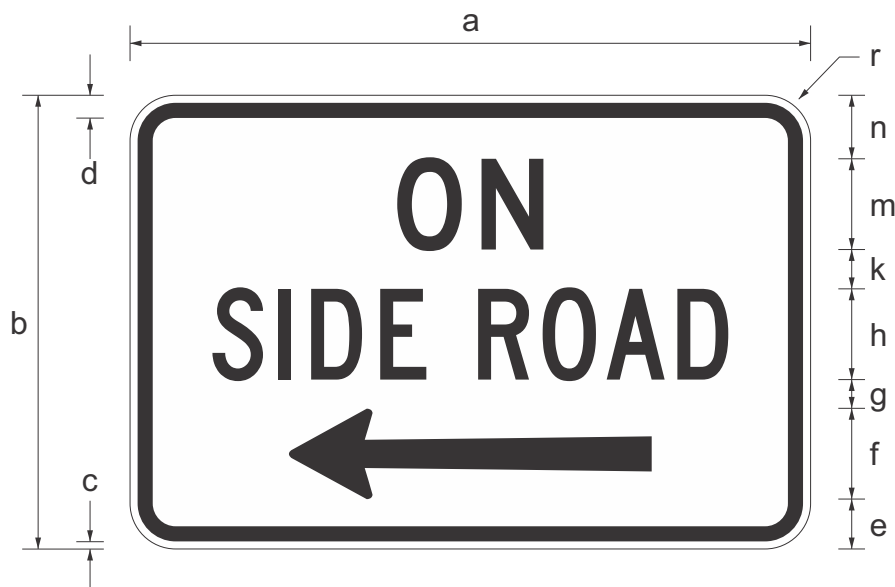
Designed
RH 09/22

Checked
JP 05/23

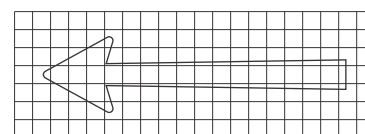
Scale
Not to Scale

PRINCIPAL ENGINEER
(Traffic Engineering Practice)

A			
---	--	--	--



	a	b	c	d	e	f	g	h	k	m	n	r
SIZE A	600	400	5	15	44	80	25	80C	35	80D	56	25
SIZE B	750	500	10	30	55	100	32	100C	43	100D	70	50
SIZE C	900	600	10	30	66	120	38	120C	52	120D	84	50
SIZE D	1200	800	15	45	88	160	50	160C	70	160D	112	100



Colour Legend

- Retroreflective white (background)
- Black (legend and border)

Notes:

1. This sign may be used to supplement a black on white traffic instruction sign.
2. Arrow may be left or right.
3. For arrow dimensional detail refer to AS1743, sign W8-3.



**Queensland
Government**

SUPPLEMENTARY PLATE "ON SIDE ROAD"

Department of Transport and Main Roads
Infrastructure Management & Delivery Division

APPROVED AS OFFICIAL TRAFFIC SIGN


PRINCIPAL ENGINEER
(Traffic Engineering Practice)

15/05/23
Date

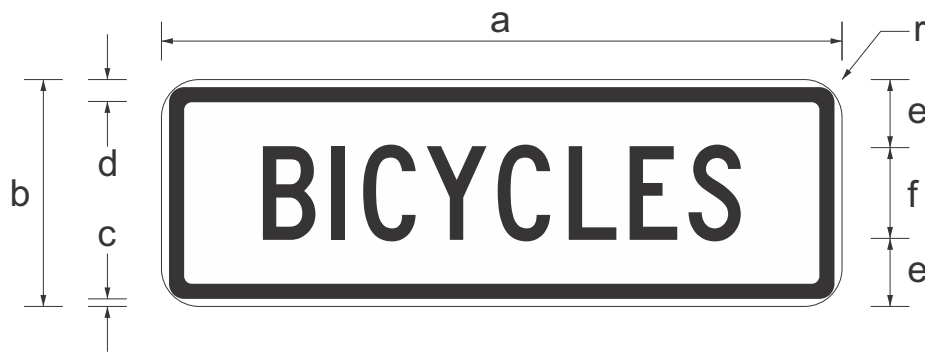
R9-Q05

Designed
RH 05/00

Checked
JP 05/23

Scale
Not to Scale

A				
---	--	--	--	--



	a	b	c	d	e	f	r
A	450	150	5	15	45	60C	25
B	600	200	10	30	60	80C	50
C	900	300	10	30	90	120C	50
D	1200	400	15	45	120	160C	100

Note: The use of this sign is subject to the requirements of the Queensland MUTCD Part 4.

Colour Legend

- Class 400 retroreflective white
- Black



**Queensland
Government**

**SUPPLEMENTARY PLATE
BICYCLES**

Department of Transport and Main Roads
Infrastructure Management & Delivery Division

APPROVED AS OFFICIAL TRAFFIC SIGN

18/12/24
Date

R9-Q06

Designed
RH 12/24

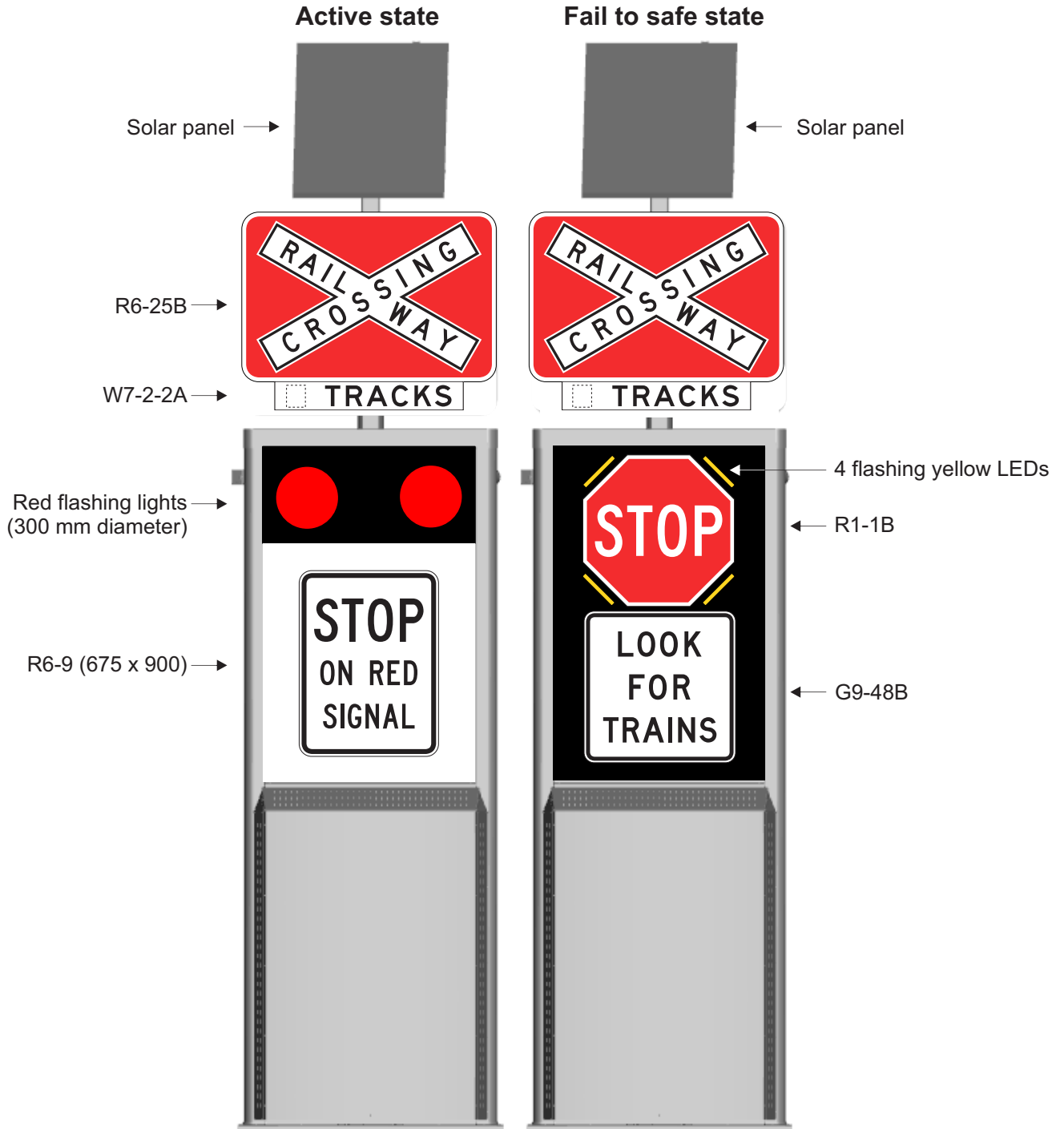
Checked
JP 12/24

Scale
Not to Scale

A/PRINCIPAL ENGINEER
(Traffic Engineering Practice)

A				
---	--	--	--	--

ACTIVE TRACKSIDE ROAD SIGN



**Queensland
Government**

RAILWAY CROSSING ASSEMBLY ACTIVE TRACKSIDE ROAD SIGN

Department of Transport and Main Roads
Infrastructure Management & Delivery Division

APPROVED AS OFFICIAL TRAFFIC SIGN

Designed
RH 03/19

Checked
DJ 03/19

Scale
Not to Scale

R. King
PRINCIPAL ENGINEER
(Traffic Engineering)

01/03/19
Date

RX-5-Q01

A			
---	--	--	--

ACTIVE EARLY WARNING SIGN

Active state

Fail to safe state

Solar panel →

← Solar panel

Yellow flashing lights
(200 mm diameter)

W7-4C →

W8-27B →

← 4 flashing yellow LEDs

← W3-1B

← W8-27B



**Queensland
Government**

RAILWAY CROSSING ASSEMBLY ACTIVE EARLY WARNING SIGN

Department of Transport and Main Roads
Infrastructure Management & Delivery Division

APPROVED AS OFFICIAL TRAFFIC SIGN

01/03/19
Date

RX-11-Q01

Designed
RH 03/19

Checked
DJ 03/19

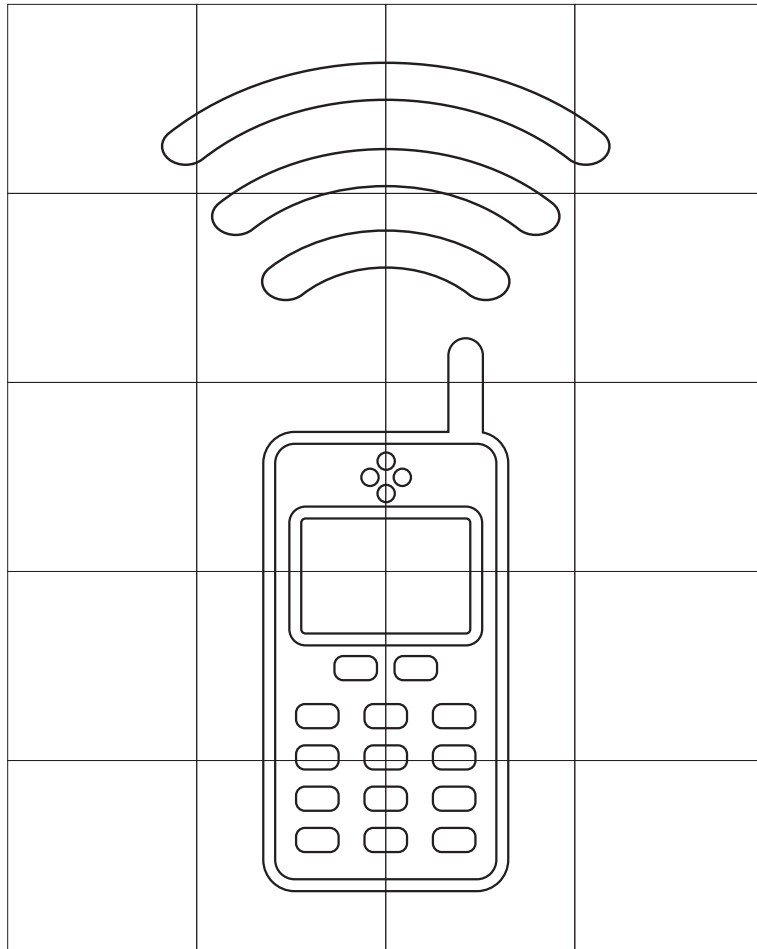
Scale
Not to Scale

R King
PRINCIPAL ENGINEER
(Traffic Engineering)

A				
---	--	--	--	--

Signface Design Specifications

“S” Q-Series



Colour Legend

- Retroreflective white
- Retroreflective blue



**Queensland
Government**

SERVICE SIGN SYMBOL
“MOBILE PHONE SIGNAL”

Department of Transport and Main Roads
 Infrastructure Management & Delivery Division

APPROVED AS OFFICIAL TRAFFIC SIGN

S2-Q01

Designed
RH 06/21


Checked
DJ 06/21

Scale
Not to Scale

R King
 PRINCIPAL ENGINEER
 (Traffic Engineering)

23/06/21
 Date

A			
---	--	--	--



Colour Legend

- Retroreflective blue
- Retroreflective white



**Queensland
Government**

SERVICE SIGN SYMBOL
**“ACCOMMODATION - HOST FARM/
 FARM STAY”**

Department of Transport and Main Roads
 Infrastructure Management & Delivery Division

APPROVED AS OFFICIAL TRAFFIC SIGN

26/07/21
 Date

S6-Q01



Designed
 RH 07/21

Checked
 DJ 07/21

Scale
 Not to Scale


 A/PRINCIPAL ENGINEER
 (Traffic Engineering)

A				
---	--	--	--	--



Colour Legend

- Retroreflective blue
- Retroreflective white



**Queensland
Government**

SERVICE SIGN SYMBOL

**“ACCOMMODATION -
BED & BREAKFAST”**

Department of Transport and Main Roads
Infrastructure Management & Delivery Division

APPROVED AS OFFICIAL TRAFFIC SIGN

26/07/21
Date

S6-Q02


Designed
RH 07/21

Checked
DJ 07/21

Scale
Not to Scale

A/PRINCIPAL ENGINEER
(Traffic Engineering)

A				
---	--	--	--	--



**Queensland
Government**

SERVICE SIGN SYMBOL
"MOTORIST STOPPING PLACE"

Department of Transport and Main Roads
Infrastructure Management & Delivery Division

APPROVED AS OFFICIAL TRAFFIC SIGN

Designed
RH 09/21

Checked
DJ 09/21


Scale
Not to Scale

R King
PRINCIPAL ENGINEER
(Traffic Engineering)

02/09/21
Date

S13-Q01

A



**Queensland
Government**

SERVICE SIGN SYMBOL
“HEAVY VEHICLE STOPPING PLACE”

Department of Transport and Main Roads
 Infrastructure Management & Delivery Division

APPROVED AS OFFICIAL TRAFFIC SIGN

PRINCIPAL ENGINEER
 (Traffic Engineering)

02/09/21
 Date

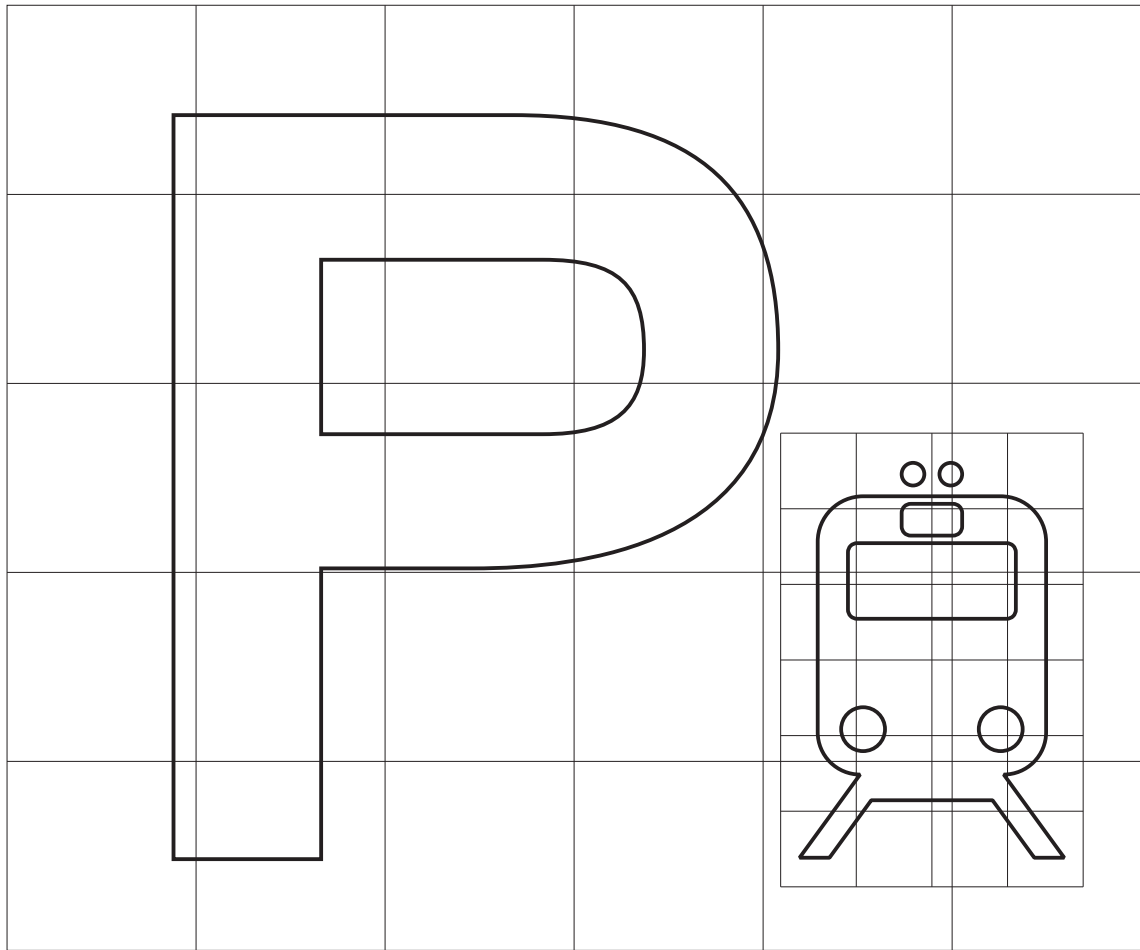
S13-Q02

Designed
 RH 09/21



Checked
 DJ 09/21

Scale
 Not to Scale

A				
---	--	--	--	--



Colour Legend

-  Retroreflective blue (background)
-  Retroreflective white (legend and border)

Notes

1. This sign may be used to direct motorists to a railway facility which has park and ride facilities.
2. For inset symbol details refer to SQ01.



**Queensland
Government**

SYMBOL FOR SERVICE SIGNS
"PARKING AREA – TRAIN"

Department of Transport and Main Roads
Infrastructure Management & Delivery Division

APPROVED AS OFFICIAL TRAFFIC SIGN

5/01/16
Date

S14-Q01

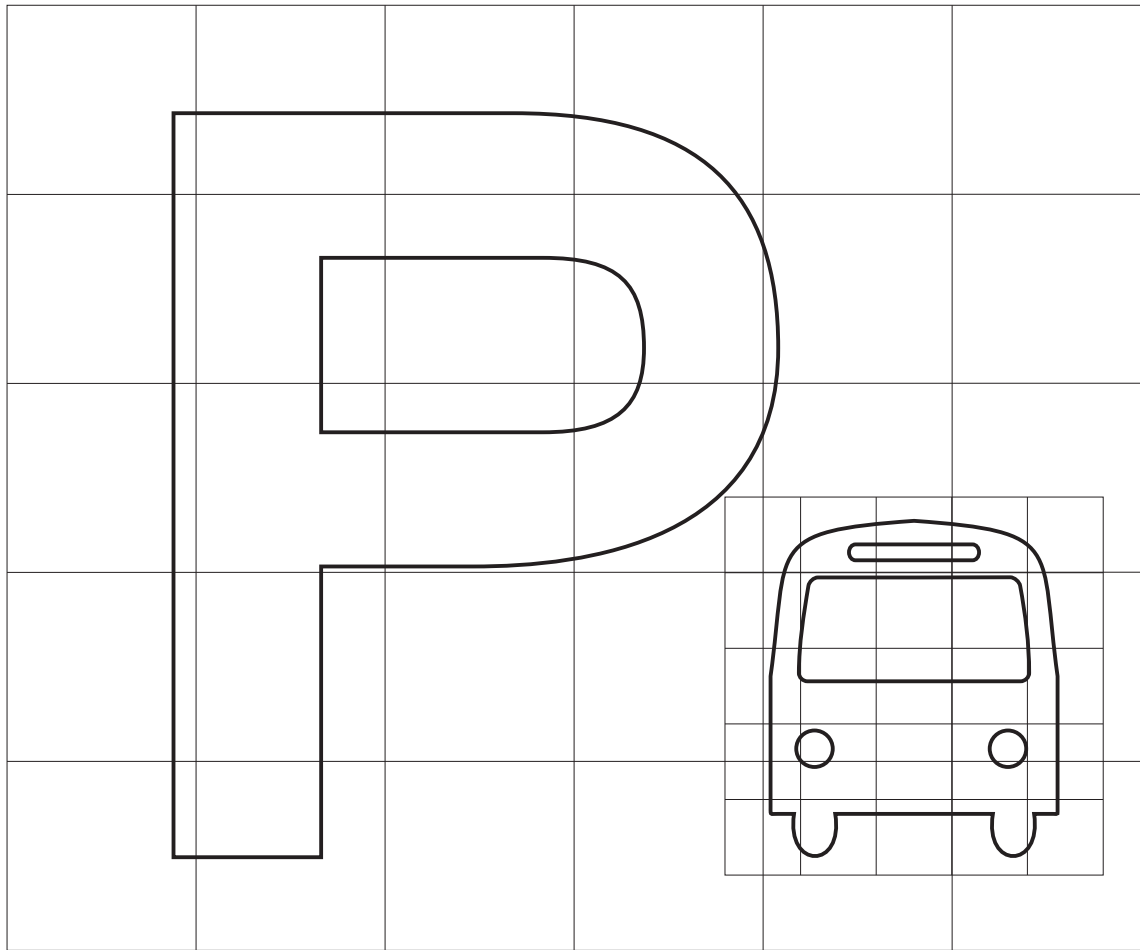
Designed
RH 1/96

Checked
MC 1/96



Scale
Not to Scale


PRINCIPAL ENGINEER
(Traffic Engineering)

A	B			
---	---	--	--	--



Colour Legend

-  Retroreflective blue (background)
-  Retroreflective white (legend and border)

Notes

1. This sign may be used to direct motorists to a bus facility which has park and ride facilities.
2. For inset symbol details refer to SQ02.



**Queensland
Government**

SYMBOL FOR SERVICE SIGNS
“PARKING AREA – BUS”

Department of Transport and Main Roads
 Infrastructure Management & Delivery Division

APPROVED AS OFFICIAL TRAFFIC SIGN

8/03/17
 Date

S14-Q02

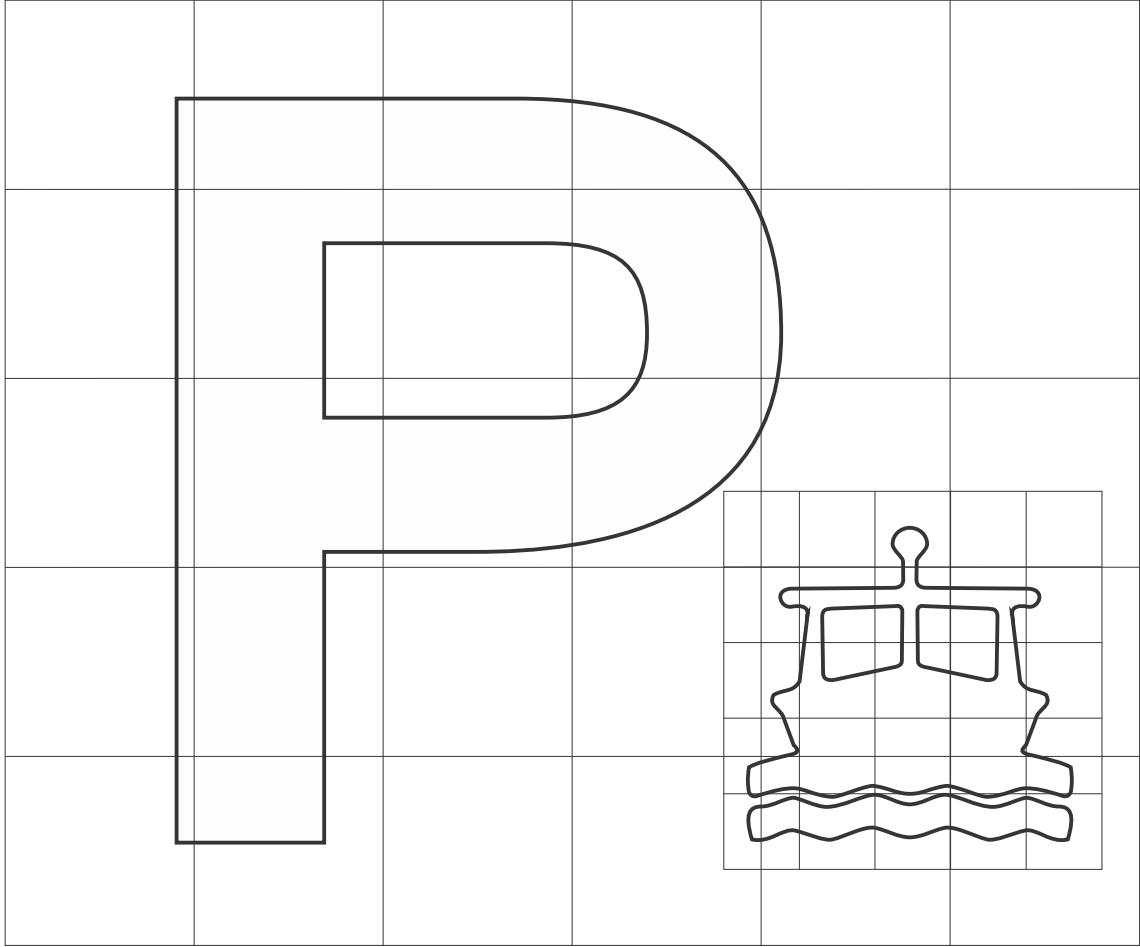
Designed
 RH 1/96

Checked
 MC 1/96

Scale
 Not to Scale

R King
 PRINCIPAL ENGINEER
 (Traffic Engineering)

A	B	C		
---	---	---	--	--



Colour Legend

- Retroreflective white
- Retroreflective blue

Notes

1. This sign may be used to direct motorists to a ferry facility which has park and ride facilities.
2. For inset symbol details refer to SQ03.



**Queensland
Government**

SERVICE SIGN SYMBOL
“PARKING AREA – FERRY”

Road Safety and Systems Management Division
Road Safety Unit

APPROVED AS OFFICIAL TRAFFIC SIGN

S14-Q03

Designed
RH 1/96

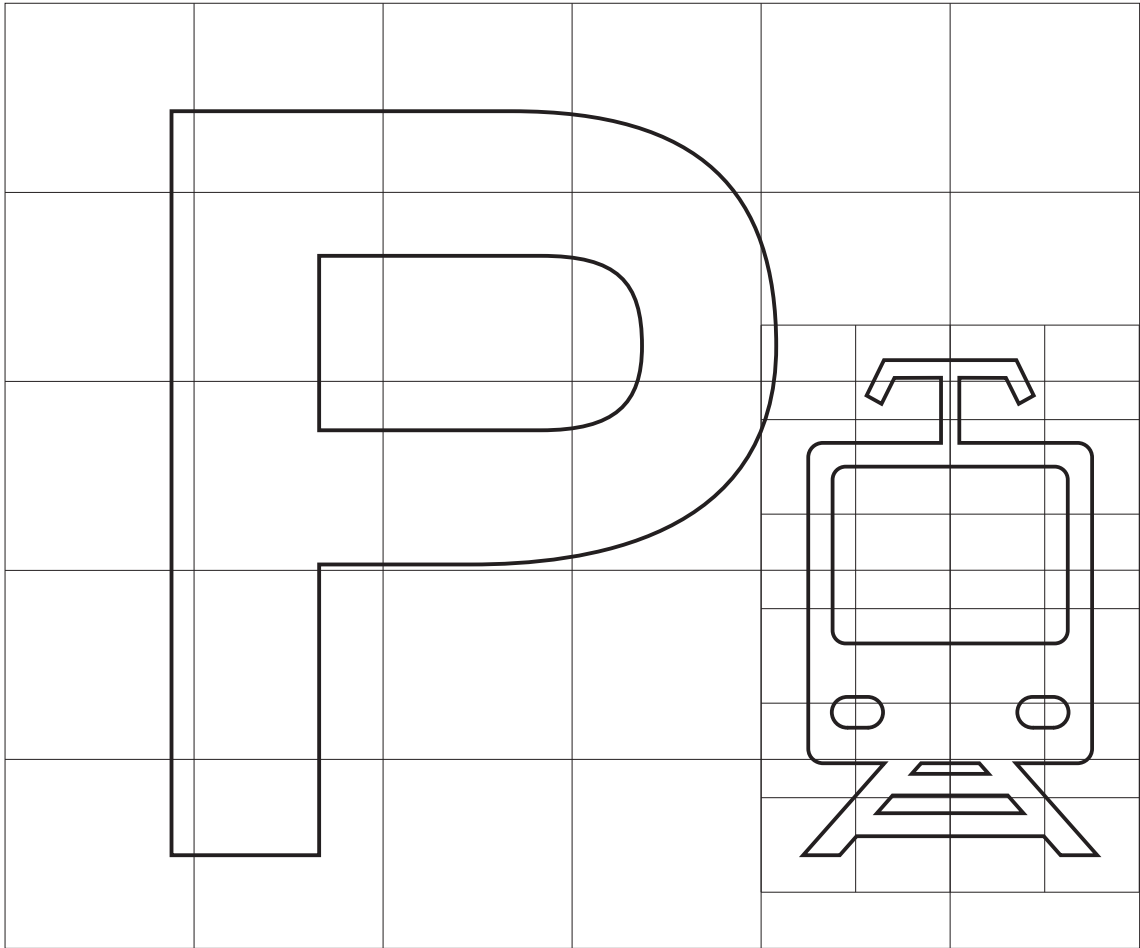
Checked
MC 1/96

Scale
Not to Scale

[Signature]
PRINCIPAL ENGINEER
(Traffic Engineering)

03/06/10
Date

A	B			
---	---	--	--	--



Colour Legend

- Retroreflective blue (background)
- Retroreflective white (legend and border)

Notes

1. This sign may be used to direct motorists to a light rail facility which has park and ride facilities.
2. For inset symbol details refer to SQ08.



**Queensland
Government**

SYMBOL FOR SERVICE SIGNS
“PARKING AREA – LIGHT RAIL”

Department of Transport and Main Roads
 Infrastructure Management & Delivery Division

APPROVED AS OFFICIAL TRAFFIC SIGN

Designed
TV 3/17

Checked
DJ 3/17

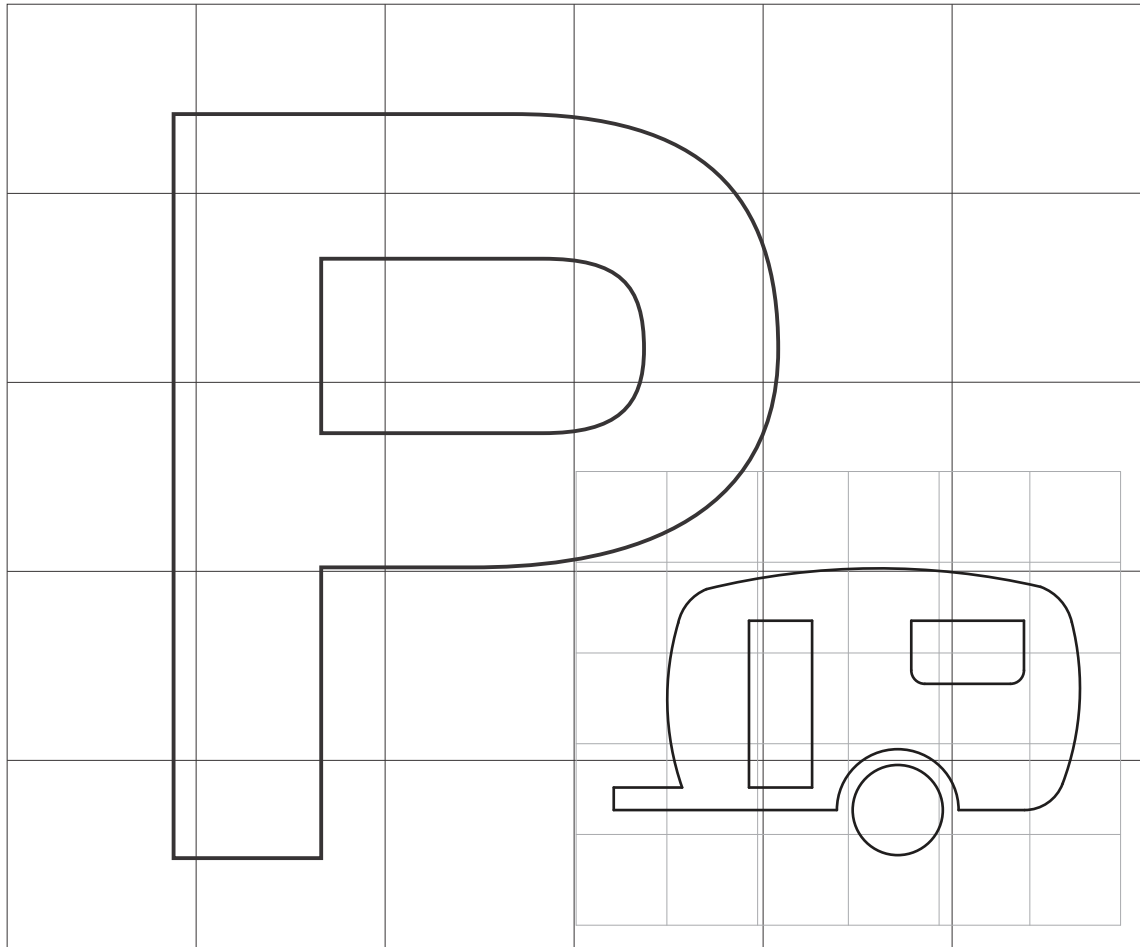
Scale
Not to Scale

R King
 PRINCIPAL ENGINEER
 (Traffic Engineering)

8/03/17
 Date

S14-Q04

A			
---	--	--	--



Colour Legend

- Retroreflective blue (background)
- Retroreflective white (legend and border)

Notes:

1. This sign may be used to direct motorists to a parking area for caravans.
2. For inset symbol details refer to S9.



**Queensland
Government**

**SYMBOL FOR SERVICE SIGNS
“PARKING AREA – CARAVAN”**

Department of Transport and Main Roads
Infrastructure Management & Delivery Division

APPROVED AS OFFICIAL TRAFFIC SIGN

18/10/24
Date

S14-Q05

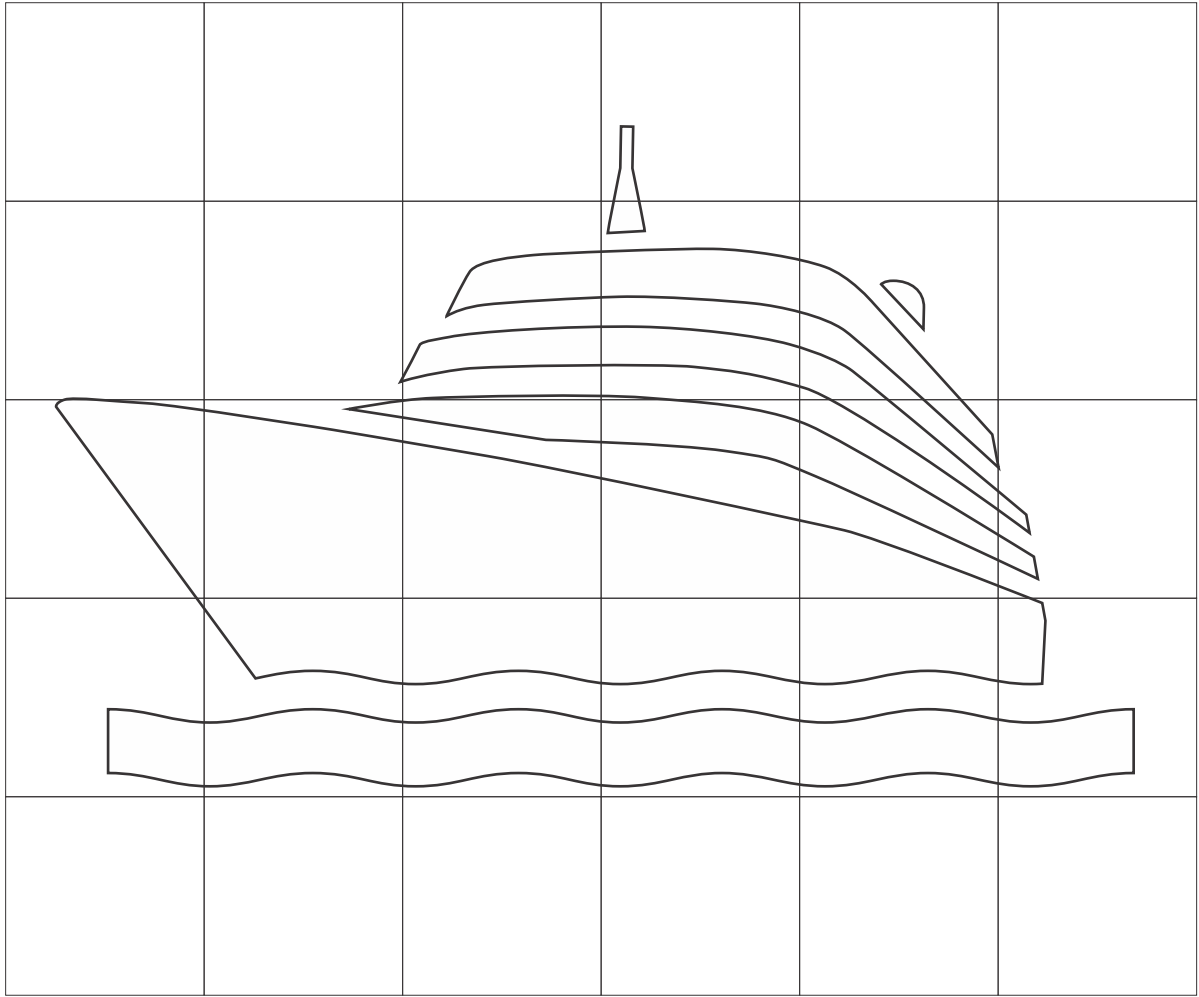
Designed
RH 10/24

Checked
RN 10/24

Scale
Not to Scale

A/PRINCIPAL ENGINEER
(Traffic Engineering Practice)

A				
---	--	--	--	--



Colour Legend



Retroreflective white



Retroreflective blue



**Queensland
Government**

SERVICE SIGN SYMBOL

“CRUISE BOAT TERMINAL”

Department of Transport and Main Roads
Infrastructure Management & Delivery Division

APPROVED AS OFFICIAL TRAFFIC SIGN

PRINCIPAL ENGINEER
(Traffic Engineering)

02/09/21
Date


S21-Q01

Designed
RH 09/21

Checked
DJ 09/21


Scale
Not to Scale

A				
---	--	--	--	--



Colour Legend

- Retroreflective white
- Retroreflective blue



**Queensland
Government**

SERVICE SIGN SYMBOL

“TRAIN”

Department of Transport and Main Roads
Infrastructure Management & Delivery Division

APPROVED AS OFFICIAL TRAFFIC SIGN

SQ01

Designed
TV 1/16


Checked
DJ 1/16

Scale
Not to Scale

R King
PRINCIPAL ENGINEER
(Traffic Engineering)

4/01/16
Date

A	B	C		
---	---	---	--	--



Colour Legend



Retroreflective white



Retroreflective blue



**Queensland
Government**

SERVICE SIGN SYMBOL

“BUS”

Department of Transport and Main Roads
Infrastructure Management & Delivery Division

APPROVED AS OFFICIAL TRAFFIC SIGN

PRINCIPAL ENGINEER
(Traffic Engineering)

04/06/10
Date

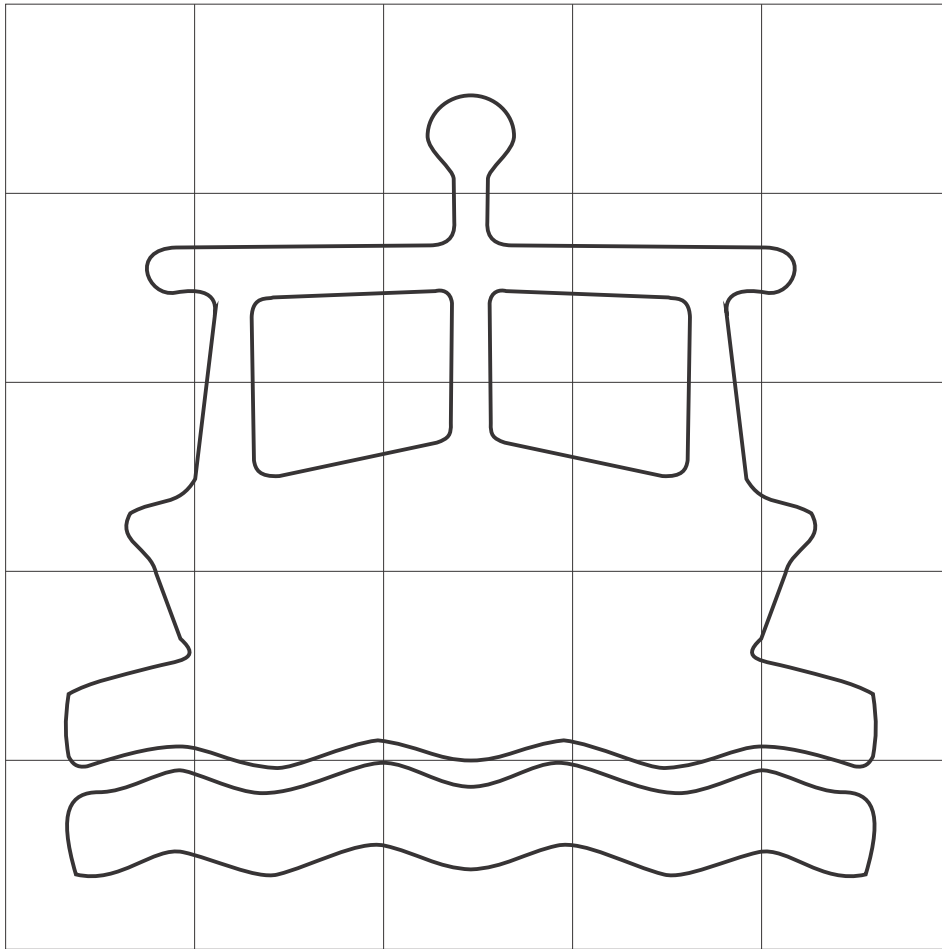
SQ02

Designed
TV 6/10

Checked
DJ 6/10

Scale
Not to Scale

A	B			
---	---	--	--	--



Colour Legend

- Retroreflective white
- Retroreflective blue



**Queensland
Government**

SERVICE SIGN SYMBOL

“FERRY”

Department of Transport and Main Roads
Infrastructure Management & Delivery Division

APPROVED AS OFFICIAL TRAFFIC SIGN

SQ03

Designed
TV 6/10


Checked
DJ 6/10

Scale
Not to Scale

[Signature]
PRINCIPAL ENGINEER
(Traffic Engineering)

04/06/10
Date



A	B			
---	---	--	--	--



Notes:

1. This is a trademarked symbol. Application is limited to authorised visitor information centres only, as outlined in Tourism Queensland's Visitor Information Centre Signage Policy. Unauthorised use of this trademark may give rise to infringement action under the Trade Marks Act 1995.
2. Trademark Symbol (R) is Helvetica or equivalent.

Colour Legend

-  Retroreflective blue
-  Retroreflective yellow



**Queensland
Government**

SERVICE SIGN SYMBOL
"TOURIST INFORMATION"

Department of Transport and Main Roads
Infrastructure Management & Delivery Division

APPROVED AS OFFICIAL TRAFFIC SIGN


[Signature]
PRINCIPAL ENGINEER
(Traffic Engineering)

16/08/10
Date

SQ04


Designed TV 6/10	Checked DJ 8/10	Scale Not to Scale
---------------------	--------------------	-----------------------

A	B	C		
---	---	---	--	--



Colour Legend

- Retroreflective white
- Retroreflective blue



**Queensland
Government**

SERVICE SIGN SYMBOL
“UNSUITABLE FOR CARAVANS”

Department of Transport and Main Roads
Infrastructure Management & Delivery Division

APPROVED AS OFFICIAL TRAFFIC SIGN

Designed
TV 1/17

Checked
DJ 1/17

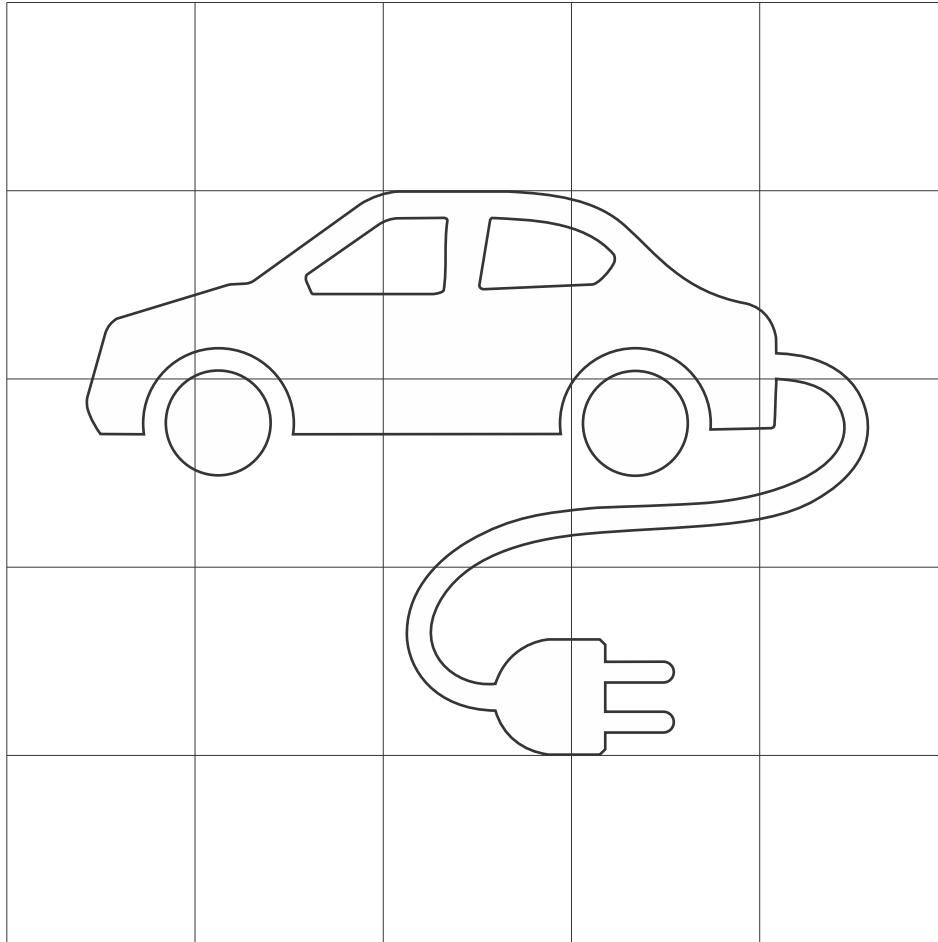
Scale
Not to Scale

R King
PRINCIPAL ENGINEER
(Traffic Engineering)


24/01/17
Date

SQ06


A				
---	--	--	--	--



Example



Left Option



Right Option

Colour Legend

- Retroreflective white
- Retroreflective blue

Notes

1. This electric vehicle charging station service symbol shall only be used if the charging service is available at least from 6 am to 8 pm every day.
2. The symbol option used on the sign shall be oriented so as to align with the direction of travel required for the vehicle to reach the vehicle charging station. See example.



**Queensland
Government**

**SERVICE SIGN SYMBOL
“ELECTRIC VEHICLE
CHARGING STATION”**

Department of Transport and Main Roads
Infrastructure Management & Delivery Division

APPROVED AS OFFICIAL TRAFFIC SIGN

Designed
TV 2/17

Checked
DJ 2/17


Scale
Not to Scale

R King
PRINCIPAL ENGINEER
(Traffic Engineering)

8/02/17
Date

SQ07

A			
---	--	--	--




Colour Legend



Retroreflective white



Retroreflective blue



**Queensland
Government**

SERVICE SIGN SYMBOL

“LIGHT RAIL”

Department of Transport and Main Roads
Infrastructure Management & Delivery Division

APPROVED AS OFFICIAL TRAFFIC SIGN

SQ08

Designed
TV 3/17

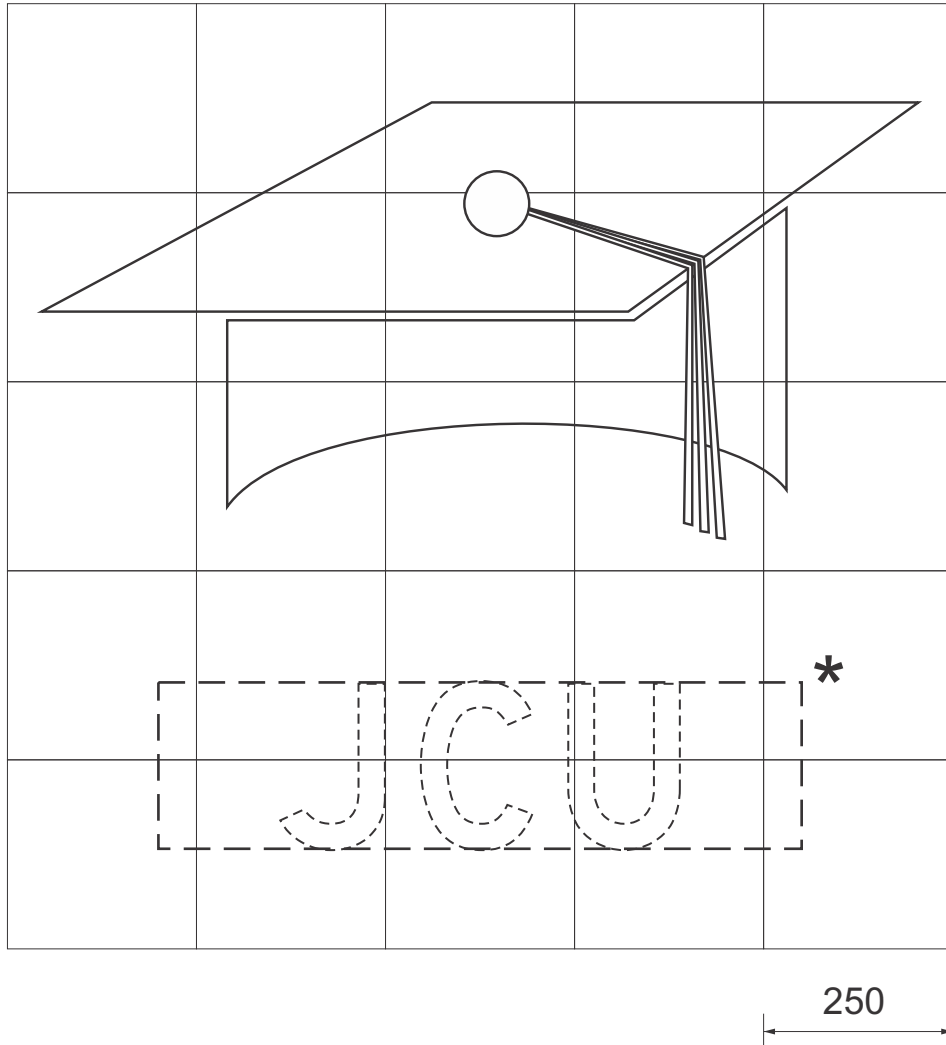
Checked
DJ 3/17

Scale
Not to Scale

R King
PRINCIPAL ENGINEER
(Traffic Engineering)

7/03/17
Date

A				
---	--	--	--	--



Note: Insert appropriate name/abbreviation for the university campus.

Colour Legend

- Retroreflective white
- Retroreflective blue



Example



**Queensland
Government**

**SERVICE SIGN SYMBOL
"UNIVERSITY CAMPUS"**

Department of Transport and Main Roads
Infrastructure Management & Delivery Division

APPROVED AS OFFICIAL TRAFFIC SIGN

A/PRINCIPAL ENGINEER
(Traffic Engineering)

20/07/21
Date


SQ09

Designed
RH 07/21

Checked
DJ 07/21

Scale
Not to Scale

A				
---	--	--	--	--



Note: For “Swimming” symbol, refer to page 2.

Colour Legend

- Retroreflective blue
- Retroreflective white



**Queensland
Government**

**SERVICE SIGN SYMBOL
“SWIMMING ENCLOSURE”**

Department of Transport and Main Roads
Infrastructure Management & Delivery Division

APPROVED AS OFFICIAL TRAFFIC SIGN

26/07/21
Date

SQ10_1

Page 1 of 2

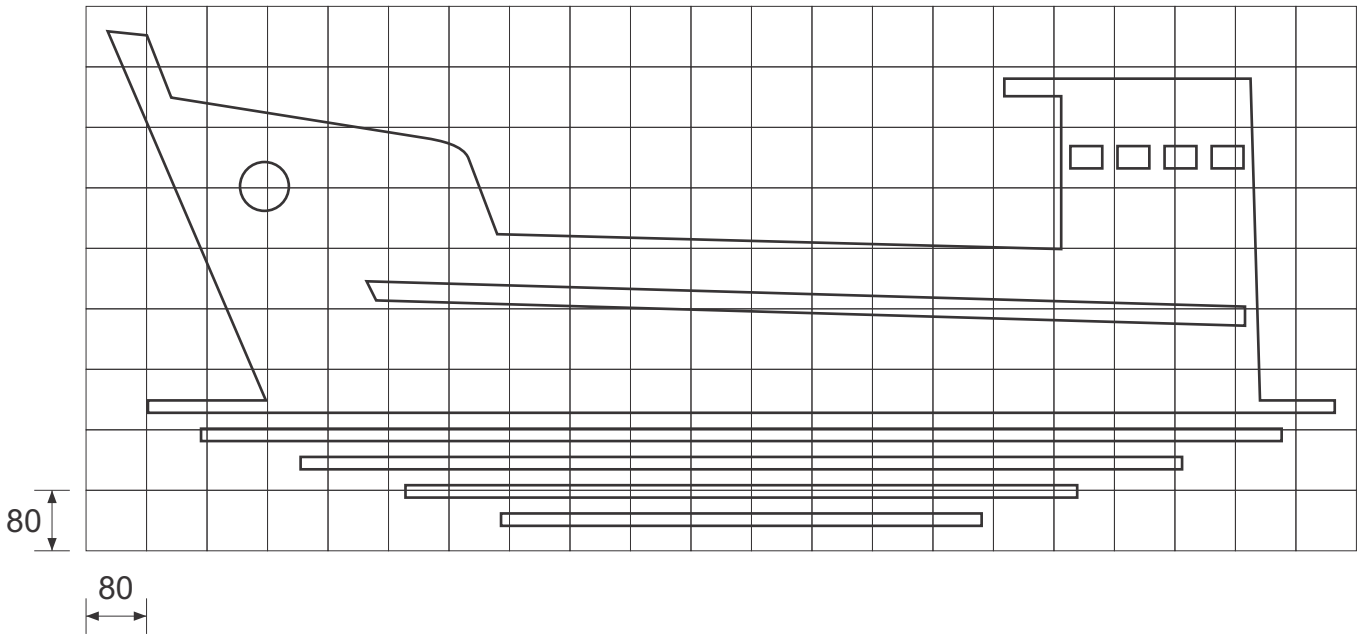
Designed
RH 07/21

Checked
DJ 07/21

Scale
Not to Scale


A/PRINCIPAL ENGINEER
(Traffic Engineering)

A				
---	--	--	--	--



Colour Legend

- Retroreflective blue
- Retroreflective white



**Queensland
Government**

**SERVICE SIGN SYMBOL
VEHICULAR FERRY SYMBOL**

Department of Transport and Main Roads
Infrastructure Management & Delivery Division

APPROVED AS OFFICIAL TRAFFIC SIGN

SQ11

Designed
RH 02/23

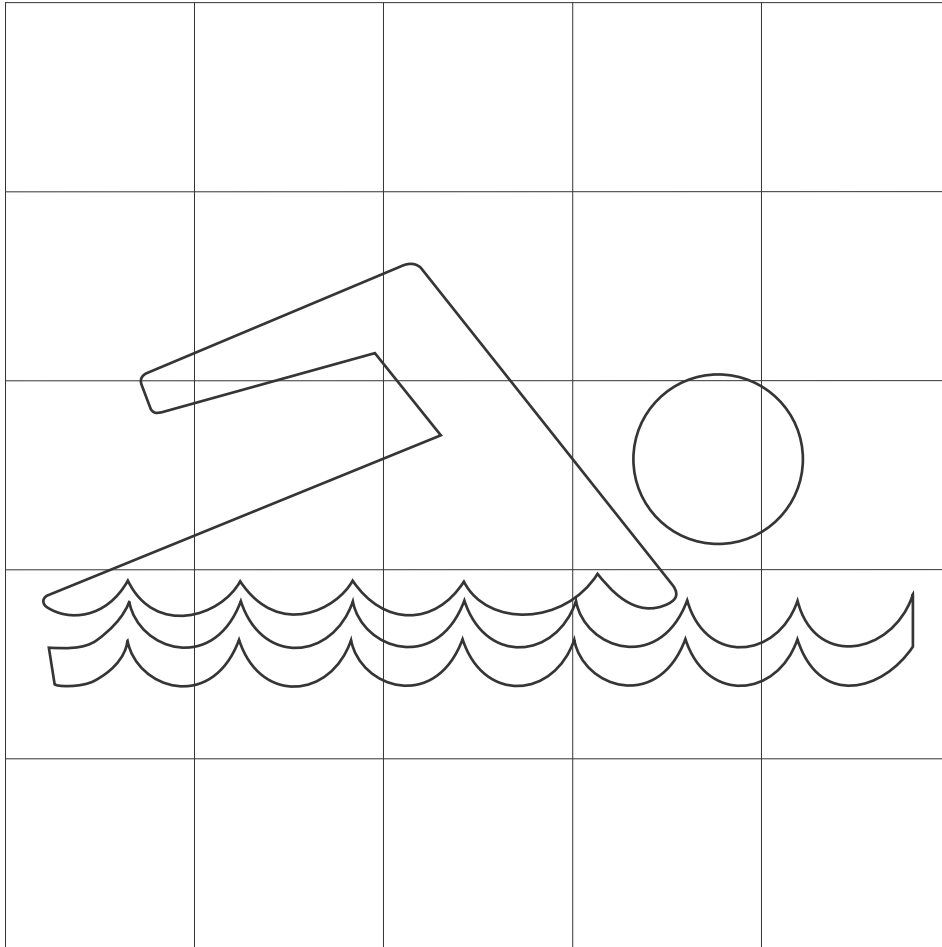
Checked
JP 02/23

Scale
Not to Scale


PRINCIPAL ENGINEER
(Traffic Engineering Practice)

14/02/23
Date

A			
---	--	--	--



Note: For “Swimming Enclosure ” symbol, refer to page 1.

Colour Legend

- Retroreflective blue
- Retroreflective white



**Queensland
Government**

**SERVICE SIGN SYMBOL
“SWIMMING ENCLOSURE”**

Department of Transport and Main Roads
Infrastructure Management & Delivery Division

APPROVED AS OFFICIAL TRAFFIC SIGN

26/07/21
Date

SQ10_2

Page 2 of 2

Designed
RH 07/21

Checked
DJ 07/21

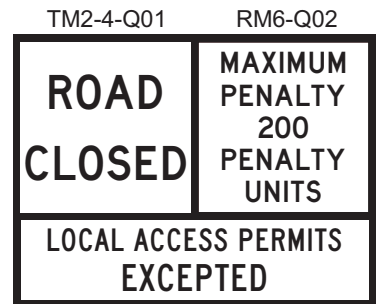
Scale
Not to Scale

A/PRINCIPAL ENGINEER
(Traffic Engineering)

A				
---	--	--	--	--

Signface Design Specifications

“T” Q-Series



Example

Colour Legend

- Black
- Retroreflective white

Notes:

1. This sign may only be used when permits have been issued under S46 of the Transport Infrastructure Act 1994, for drivers to travel on a section of road that has been closed in accordance with the Act.
2. It is **not** a requirement under S46 of the Transport Infrastructure Act 1994 that this sign be displayed for permits (issued in accordance with this legislation) to be valid.
3. This sign must only be installed in a multi message sign with TM2-4-Q01 "ROAD CLOSED" and RM6-Q02.
4. Regional staff should liaise with Transport Enforcement Officers and Queensland Police Service on sign locations prior to installation.



**Queensland
Government**

**MULTI-MESSAGE SIGN PLATE
LOCAL ACCESS PERMITS EXCEPTED**

Department of Transport and Main Roads
Infrastructure Management & Delivery Division

APPROVED AS OFFICIAL TRAFFIC SIGN

GM9-40-2-Q02

Designed
RH 05/21

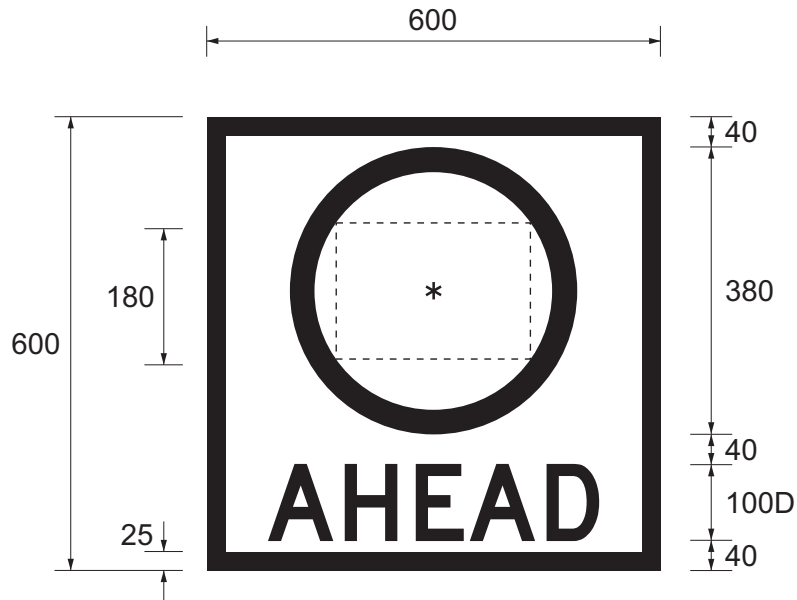
Checked
DJ 05/21

Scale
Not to Scale


PRINCIPAL ENGINEER
(Traffic Engineering)

06/05/21
Date

A				
---	--	--	--	--



Note: * Insert appropriate speed limit.

Colour Legend

- Black (legend and border)
- Retroreflective white (background)



**Queensland
Government**

MULTI-MESSAGE SIGN PLATE
“SPEED LIMIT AHEAD”

Department of Transport and Main Roads
Infrastructure Management & Delivery Division

APPROVED AS OFFICIAL TRAFFIC SIGN

GM9-79-Q01

Designed
RH 05/21

Checked
DJ 05/21

Scale
Not to Scale

R King
PRINCIPAL ENGINEER
(Traffic Engineering)

19/05/21
Date

A				
---	--	--	--	--



Colour Legend

- Retroreflective white
- Black



**Queensland
Government**

MULTI MESSAGE SIGN PLATE
“NO LINES DO NOT OVERTAKE”

Department of Transport and Main Roads
 Infrastructure Management & Delivery Division

APPROVED AS OFFICIAL TRAFFIC SIGN

GM9-89C

Designed
RH 04/20

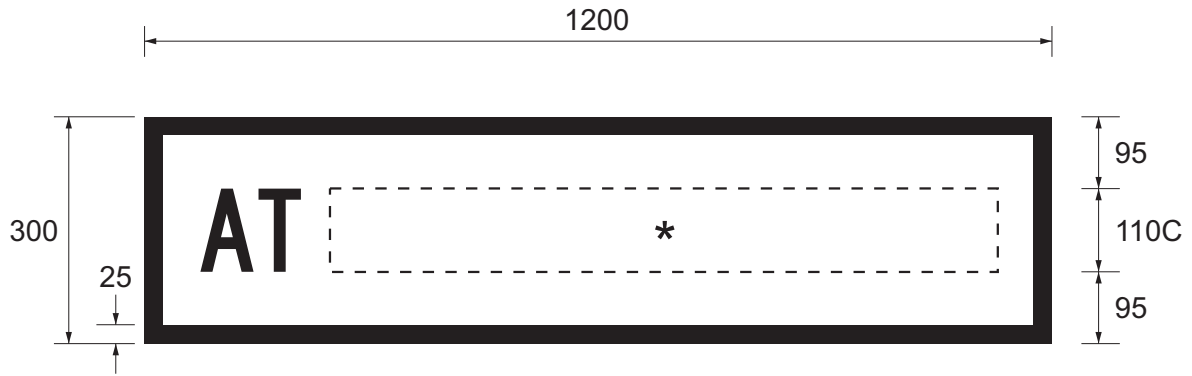
Checked
DJ 04/20

Scale
Not to Scale

R King
 PRINCIPAL ENGINEER
 (Traffic Engineering)

08/04/20
 Date

A			
---	--	--	--



Note: * Insert appropriate street/road name.

Colour Legend

- Black (legend and border)
- Retroreflective white (background)



**Queensland
Government**

MULTI-MESSAGE SIGN PLATE

“AT ... (STREET/ROAD NAME)”

Department of Transport and Main Roads
Infrastructure Management & Delivery Division

APPROVED AS OFFICIAL TRAFFIC SIGN

GM-91-Q01

Designed
RH 05/21

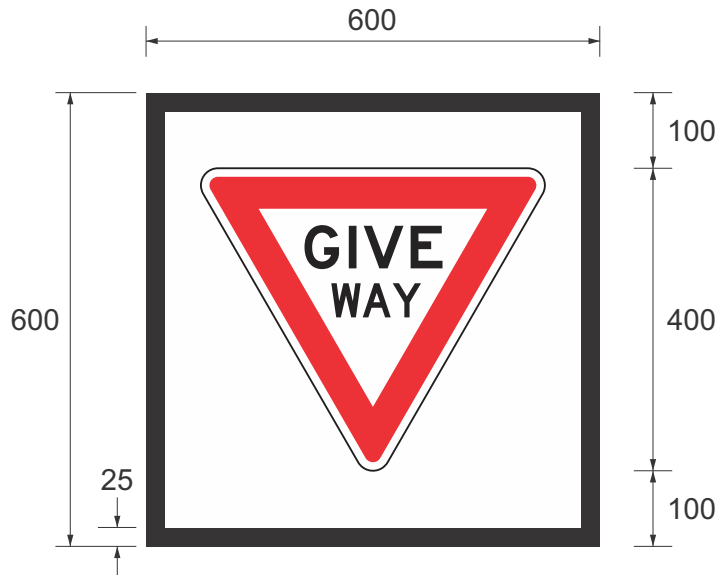
Checked
DJ 05/21

Scale
Not to Scale


R King
PRINCIPAL ENGINEER
(Traffic Engineering)

05/05/21
Date

A				
---	--	--	--	--



RM1-2-Q01A



RM1-2-Q01C

Colour Legend

- Class 400 retroreflective white
- Class 400 retroreflective red
- Black



**Queensland
Government**

**MULTI MESSAGE SIGN PLATE
GIVE WAY**

Department of Transport and Main Roads
Infrastructure Management & Delivery Division

APPROVED AS OFFICIAL TRAFFIC SIGN

08/01/25
Date

RM1-2-Q01

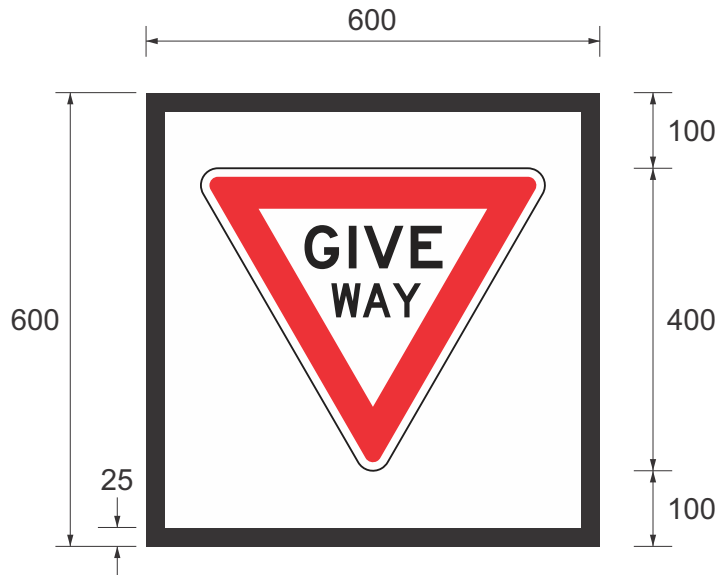
Designed
RH 01/25

Checked
DJ 01/25


Scale
Not to Scale

A/PRINCIPAL ENGINEER
(Traffic Engineering Practice)

A				
---	--	--	--	--



RM1-2-Q01A



RM1-2-Q01C

Colour Legend

- Class 400 retroreflective white
- Class 400 retroreflective red
- Black



**Queensland
Government**

**MULTI MESSAGE SIGN PLATE
GIVE WAY**

Department of Transport and Main Roads
Infrastructure Management & Delivery Division

APPROVED AS OFFICIAL TRAFFIC SIGN

08/01/25
Date

RM1-2-Q01

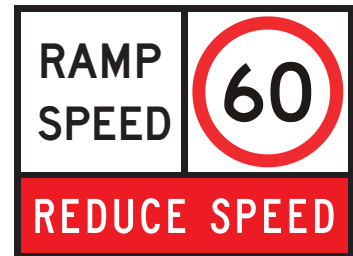
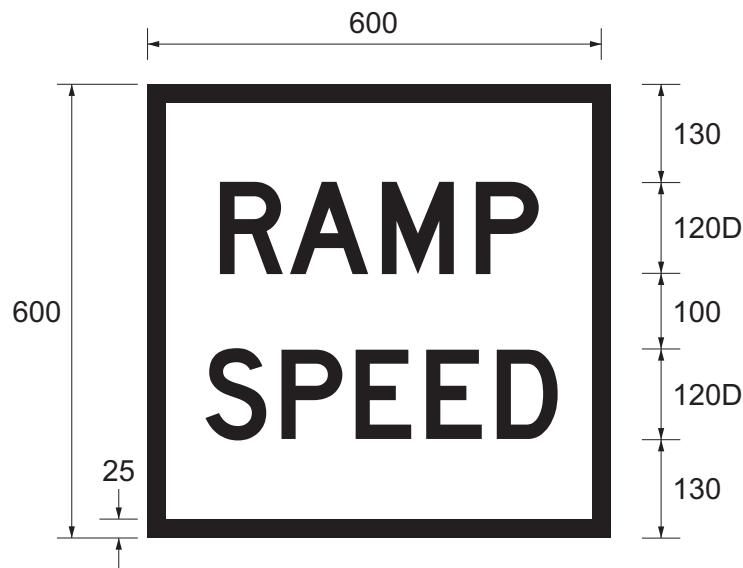
Designed
RH 01/25

Checked
DJ 01/25

Scale
Not to Scale

A/PRINCIPAL ENGINEER
(Traffic Engineering Practice)

A			
---	--	--	--



Example

Colour Legend

- Retroreflective white
- Black

Notes

1. This multi-message sign must only be used with a speed limit sign.
2. This multi-message sign is used where a temporary speed limit applying on a ramp may be seen from or may be confused with the speed limit applicable on the through road.



**Queensland
Government**

**MULTI-MESSAGE SIGN PLATE
"RAMP SPEED"**

Department of Transport and Main Roads
Infrastructure Management & Delivery Division

APPROVED AS OFFICIAL TRAFFIC SIGN

20/05/21
Date

RM4-Q01

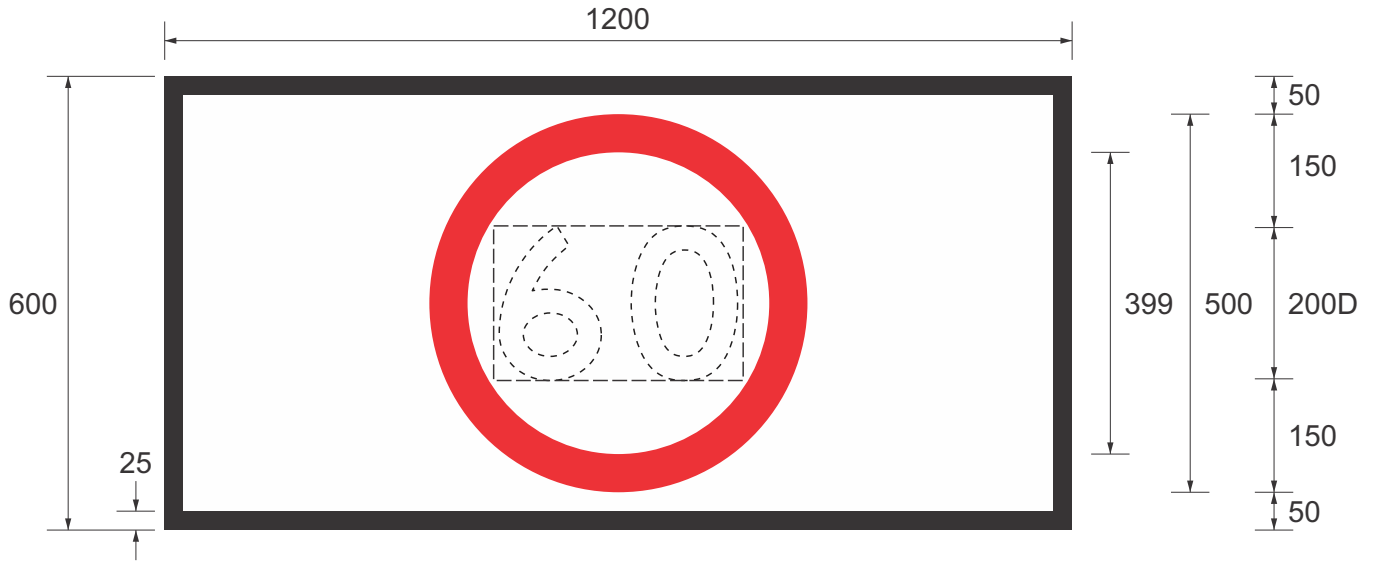
Designed
RH 05/21

Checked
DJ 05/21

Scale
Not to Scale

R King
PRINCIPAL ENGINEER
(Traffic Engineering)


A			
---	--	--	--



Note: * Insert appropriate speed limit.

Colour Legend

- Class 400 retroreflective white
- Class 400 retroreflective red
- Black



Examples



**Queensland
Government**

**MULTI MESSAGE SIGN PLATE
SPEED LIMIT**

Department of Transport and Main Roads
Infrastructure Management & Delivery Division

APPROVED AS OFFICIAL TRAFFIC SIGN

08/01/25
Date

RM4-1-Q01

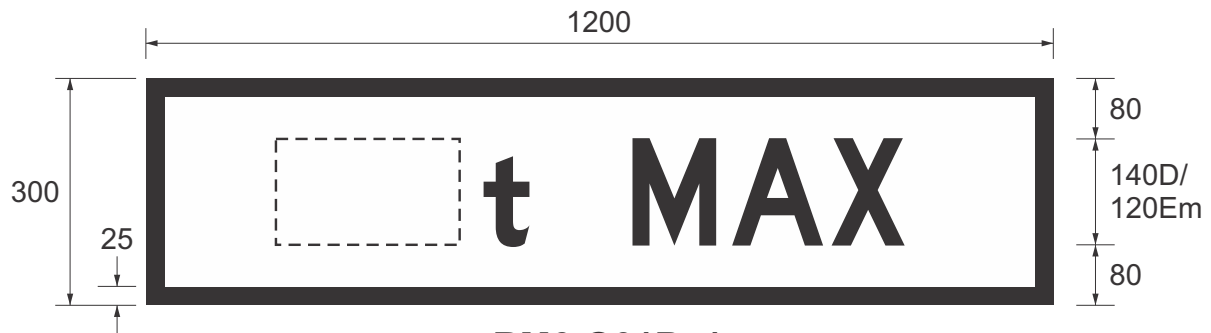
Designed
RH 01/25

Checked
DJ 01/25

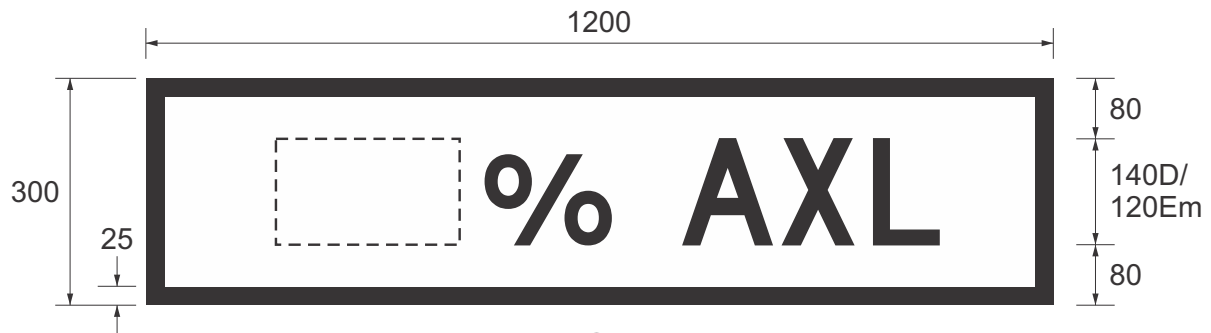
Scale
Not to Scale

A/PRINCIPAL ENGINEER
(Traffic Engineering Practice)

A				
---	--	--	--	--



RM6-Q01B_1



RM6-Q01B_2

Notes:

1. Insert appropriate number.
2. Centre legend on the sign.

Colour Legend

- Black
- Retroreflective white



Examples



**Queensland
Government**

**MULTI-MESSAGE SIGN PLATE
LOAD INFORMATION BOARD**

Department of Transport and Main Roads
Infrastructure Management & Delivery Division

APPROVED AS OFFICIAL TRAFFIC SIGN

05/05/21
Date

RM6-Q01

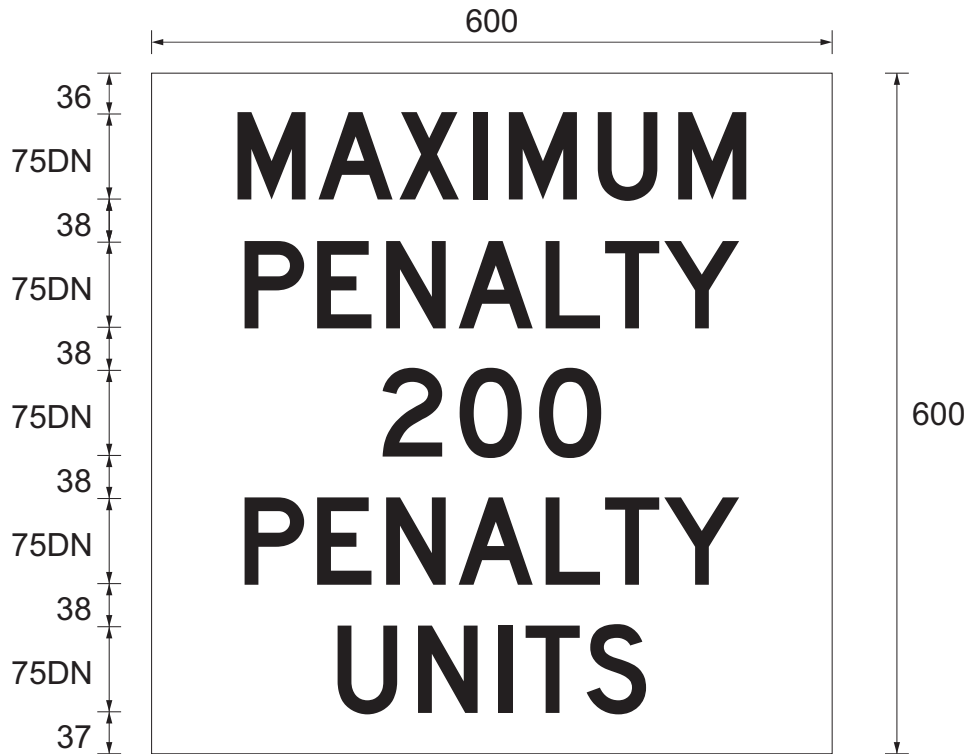
Designed
RH 05/21

Checked
DJ 05/21

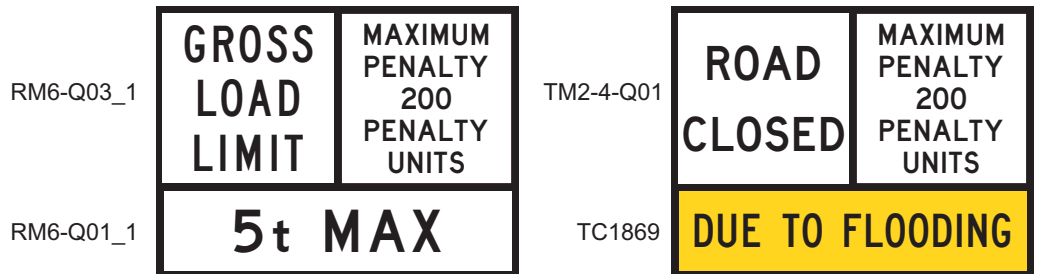
Scale
Not to Scale

R King
PRINCIPAL ENGINEER
(Traffic Engineering)

A				
---	--	--	--	--



Example layouts



Colour Legend

- Retroreflective white
- Black

Notes:

1. This sign must be installed in a multi message sign with TM2-4-Q01 "ROAD CLOSED" for where a road has been closed, or RM6-Q03_1 "GROSS LOAD LIMIT" and RM6-Q01 "LOAD INFORMATION" for where there are road load limit restrictions and enforcement under S46 of the Transport Infrastructure Act 1994 is required.
2. Regional staff should liaise with Transport Enforcement Officers and Queensland Police Service on sign locations prior to installation.
3. Refer to TC1806 for full signage layouts where this sign shall be used.
4. When used with TM2-4-Q01 "ROAD CLOSED", barrier boards (TC9215) shall be placed across the road in conjunction with this sign. See TC 1806 for layout details.
5. This notice (sign) permits enforcement of a road closure or road restrictions under Section 46 of the Transport Infrastructure Act 1994.



**Queensland
Government**

**MULTI MESSAGE SIGN
RESTRICTION INFORMATION**

Department of Transport and Main Roads
Infrastructure Management & Delivery Division

APPROVED AS OFFICIAL TRAFFIC SIGN

RM6-Q02

Designed
RH 05/21

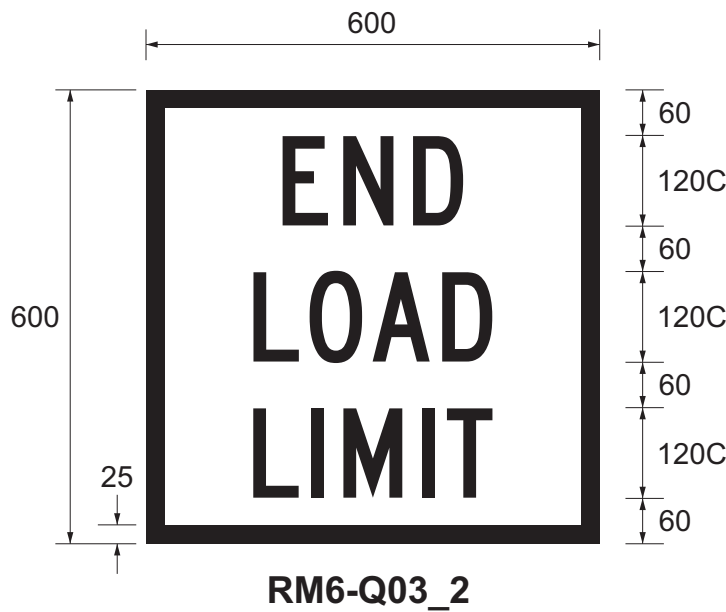
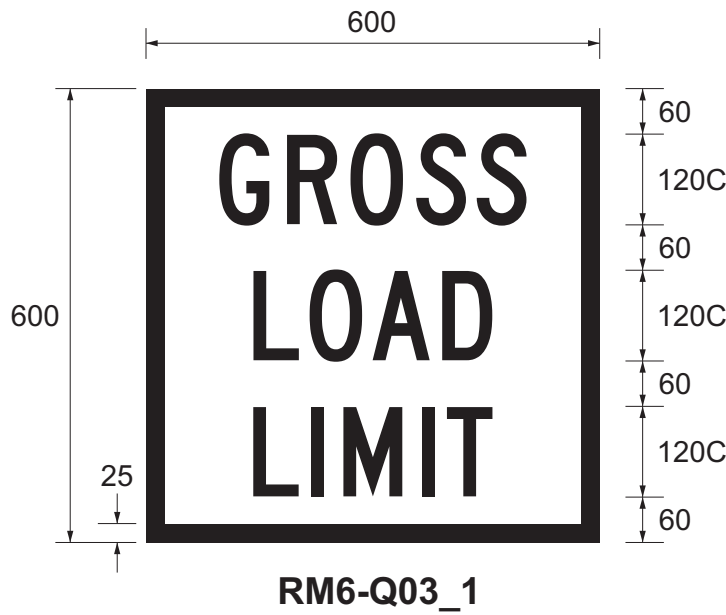
Checked
DJ 05/21

Scale
Not to Scale

R King
PRINCIPAL ENGINEER
(Traffic Engineering)

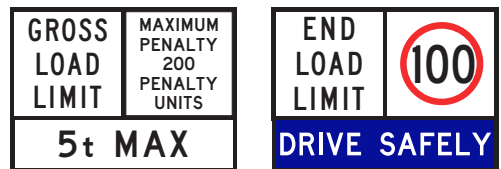
05/05/21
Date

A			
---	--	--	--



Colour Legend

- Retroreflective white
- Black



Examples



**Queensland
Government**

**MULTI-MESSAGE SIGN PLATE
LOAD INFORMATION BOARDS**

Department of Transport and Main Roads
Infrastructure Management & Delivery Division

APPROVED AS OFFICIAL TRAFFIC SIGN

RM6-Q03

Designed
RH 05/21

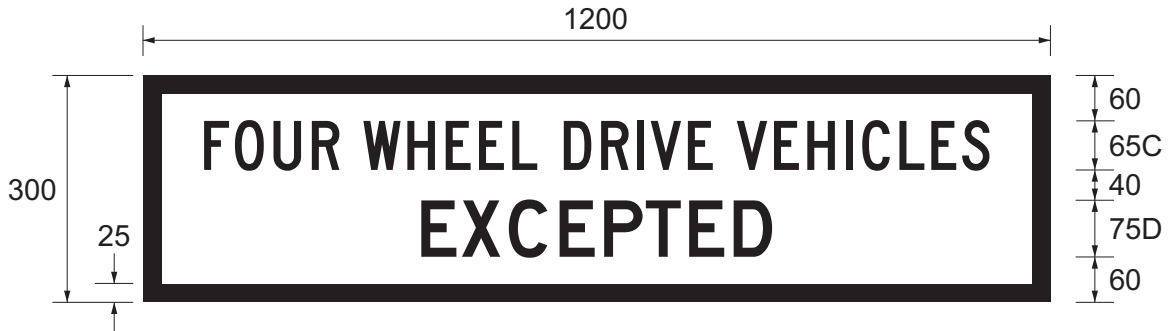
Checked
DJ 05/21

Scale
Not to Scale

R King
PRINCIPAL ENGINEER
(Traffic Engineering)

05/05/21
Date

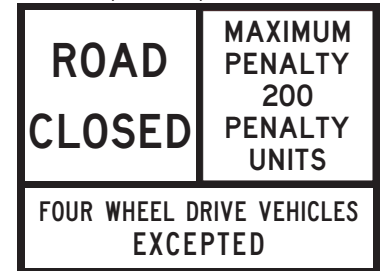
A			
---	--	--	--



TM2-4B (TC1475) RM2-4A (TC1884)



TM2-4B (TC1475) TC1805



Examples

Colour Legend



Black



Retroreflective white

Notes:

1. This sign may be used to allow four wheel drive vehicles to access a road which has been CLOSED to all other vehicle types.
2. This sign must only be installed in a multi message sign with TM2-4B (TC1475) "ROAD CLOSED" and TC1805 or TC1475 "ROAD CLOSED" and RM2-4A (TC1884) "NO ENTRY".
3. Regional staff should liaise with Transport Enforcement Officers and Queensland Police Service on sign locations prior to installation.



**Queensland
Government**

MULTI-MESSAGE SIGN PLATE
FOUR WHEEL DRIVE VEHICLES EXCEPTED

Department of Transport and Main Roads
Infrastructure Management & Delivery Division

APPROVED AS OFFICIAL TRAFFIC SIGN

05/05/21
Date

RM7-Q01


Designed
RH 05/21

Checked
DJ 05/21

Scale
Not to Scale

R King
PRINCIPAL ENGINEER
(Traffic Engineering)

A			
---	--	--	--



RM9-Q01_A



RM9-Q01_B

Colour Legend



Black



Retroreflective white

Notes:

1. This multi message sign may be used when temporary works are being carried out in a area where only local traffic is permitted to enter.
2. Sign may only be used with regulatory signs where traffic to a local area is excepted from a prohibition.



**Queensland
Government**

**MULTI-MESSAGE SIGN PLATE
LOCAL TRAFFIC EXCEPTED**

Department of Transport and Main Roads
Infrastructure Management & Delivery Division

APPROVED AS OFFICIAL TRAFFIC SIGN

07/02/23
Date

RM9-Q01

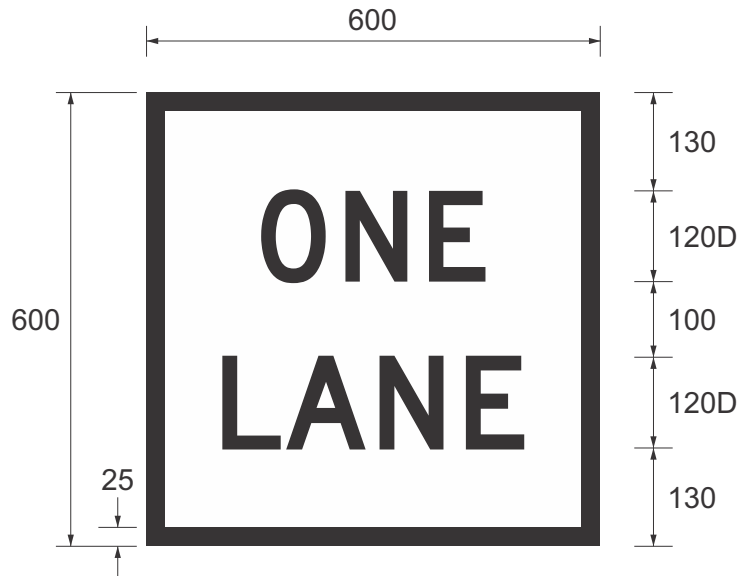
Designed
RH 05/21

Checked
JP 02/23

Scale
Not to Scale

PRINCIPAL ENGINEER
(Traffic Engineering Practice)

A				
---	--	--	--	--



RM9-9-Q01A



RM9-9-Q01B

Colour Legend

- Class 400 retroreflective white
- Black



**Queensland
Government**

**MULTI MESSAGE SIGN PLATE
ONE LANE**

Department of Transport and Main Roads
Infrastructure Management & Delivery Division

APPROVED AS OFFICIAL TRAFFIC SIGN

08/01/25
Date

RM9-9-Q01

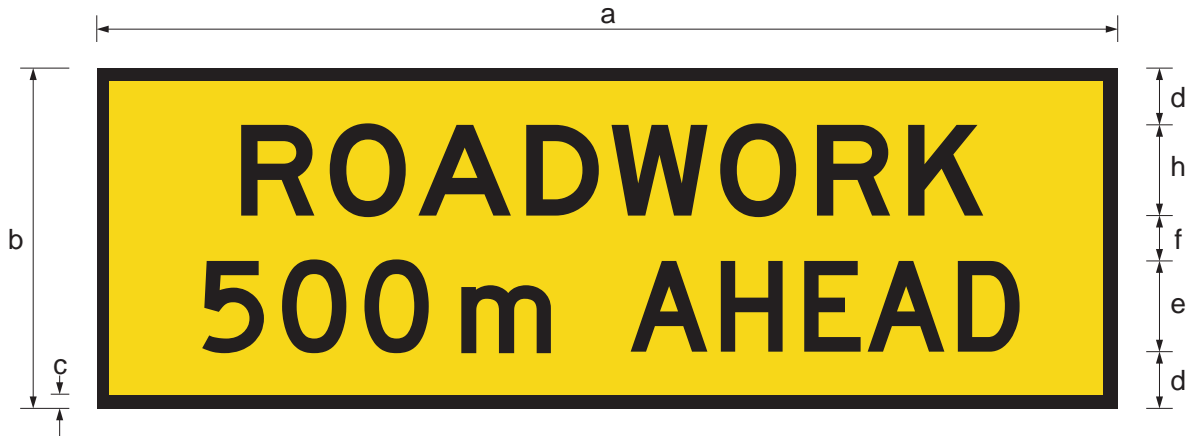
Designed
RH 01/25

Checked
DJ 01/25

Scale
Not to Scale

A/PRINCIPAL ENGINEER
(Traffic Engineering Practice)

A			
---	--	--	--



	a	b	c	d	e	f	h
SIZE A	1800	600	25	100	160D/(1c)	80	160E
SIZE B	2400	900	25	140	240D/(1c)	140	240E

Colour Legend

- Retroreflective yellow
- Black (legend and border)



**Queensland
Government**

TEMPORARY SIGN
"ROADWORK 500m AHEAD"

Department of Transport and Main Roads
Infrastructure Management & Delivery Division

APPROVED AS OFFICIAL TRAFFIC SIGN

T1-16-Q01

27/06/16
Date

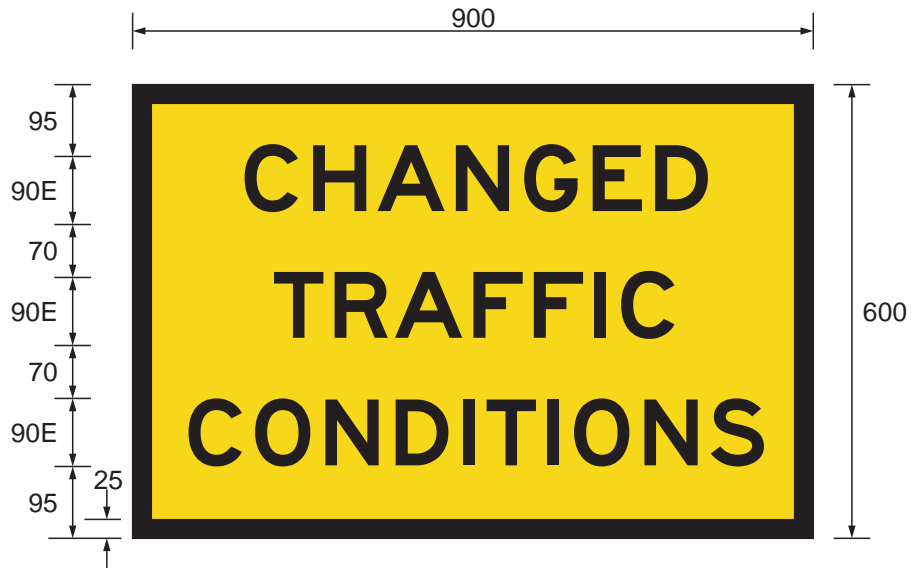
[Signature]
PRINCIPAL ENGINEER
(Traffic Engineering)

Designed
TV 09/13

Checked
DJ 09/13

Scale
Not to Scale

A	B			
---	---	--	--	--



Notes

1. This sign to be installed on roads with maximum speed limit of 60 km/h.
2. Only to be installed where footpath width is less than 2 metres.
3. For all other situations the standard T1-23 shall be used

Colour Legend

- Retroreflective yellow
- Black (legend and border)



**Queensland
Government**

**TEMPORARY WARNING SIGN
"CHANGED LINE MARKING"**

Department of Transport and Main Roads
Infrastructure Management & Delivery Division

APPROVED AS OFFICIAL TRAFFIC SIGN

T1-23-Q01

Designed
TV 10/12

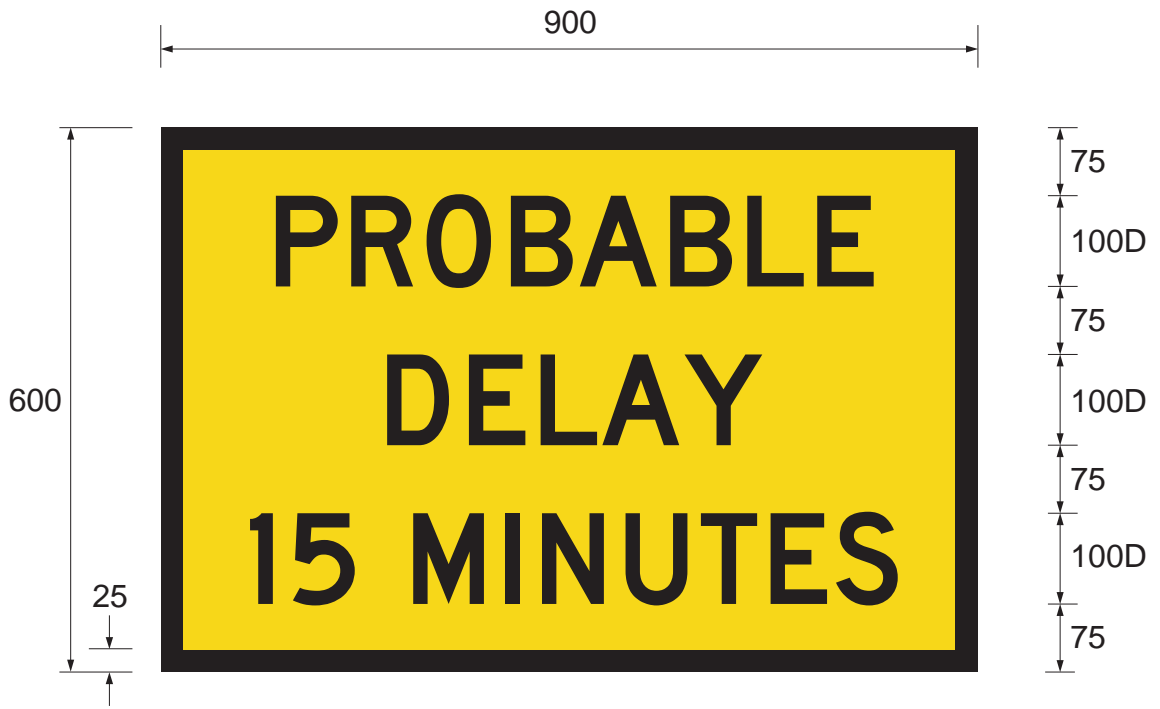
Checked
RS 10/12

Scale
Not to Scale

R King
PRINCIPAL ENGINEER
(Traffic Engineering)

27/06/16
Date

A	B			
---	---	--	--	--



Colour Legend

- Retroreflective yellow
- Black (legend and border)



**Queensland
Government**

TEMPORARY WARNING SIGN
"PROBABLE DELAY 15 MINUTES"

Department of Transport and Main Roads
Infrastructure Management & Delivery Division

APPROVED AS OFFICIAL TRAFFIC SIGN

T1-Q02

Designed
RH 9/95

Checked
JD 9/95

Scale
Not to Scale

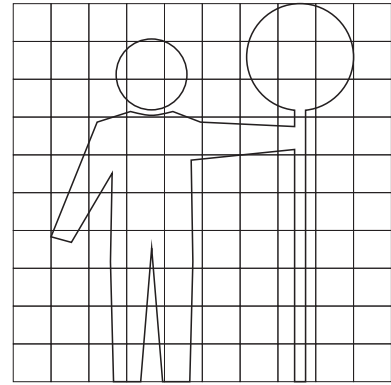
R King
PRINCIPAL ENGINEER
(Traffic Engineering)

27/06/16
Date

A	B			
---	---	--	--	--



T1-Q05A



T1-Q05B / T1-Q05C

	a	b	c	d	e	f	g	h	k	m	n
A	900	1000	400	500	70	110D	45	25	25	25	65
B	1200	900	420	525	95	110C	70	25	25	25	NA
C	900	600	240	300	75	80C	50	25	22	23	NA

Note: T1-Q05C size sign shall only be used where the speed limit is 60 km/h or less.

Colour Legend

- Black (border and top panel legend)
- Retroreflective fluorescent orange (top panel background)

- Retroreflective red (bottom panel background)
- Retroreflective white (bottom panel legend)



**Queensland
Government**

ADVANCE WARNING SIGN
"TRAFFIC CONTROLLER
PREPARE TO STOP"

Department of Transport and Main Roads
Infrastructure Management & Delivery Division

APPROVED AS OFFICIAL TRAFFIC SIGN

27/06/16
Date

T1-Q05

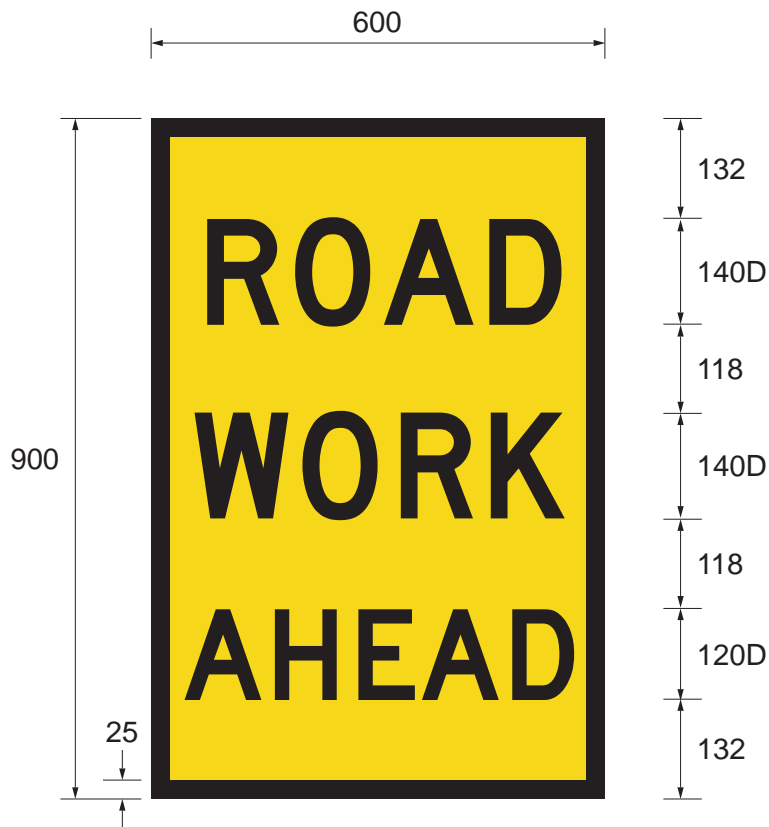
Designed
RH 9/00

Checked
KB 05/08

Scale
Not to Scale

PRINCIPAL ENGINEER
(Traffic Engineering)

A	B	C	D	E
---	---	---	---	---



Colour Legend

- Retroreflective yellow
- Black (legend and border)

Note:

1. This sign shall be used only on narrow medians and shoulders where the standard sign T1-1 or T1-31 is an obstruction to the traffic.



**Queensland
Government**

**WARNING SIGN
"ROADWORK AHEAD"**

Department of Transport and Main Roads
Infrastructure Management & Delivery Division

APPROVED AS OFFICIAL TRAFFIC SIGN

T1-Q06

Designed
RH 05/03

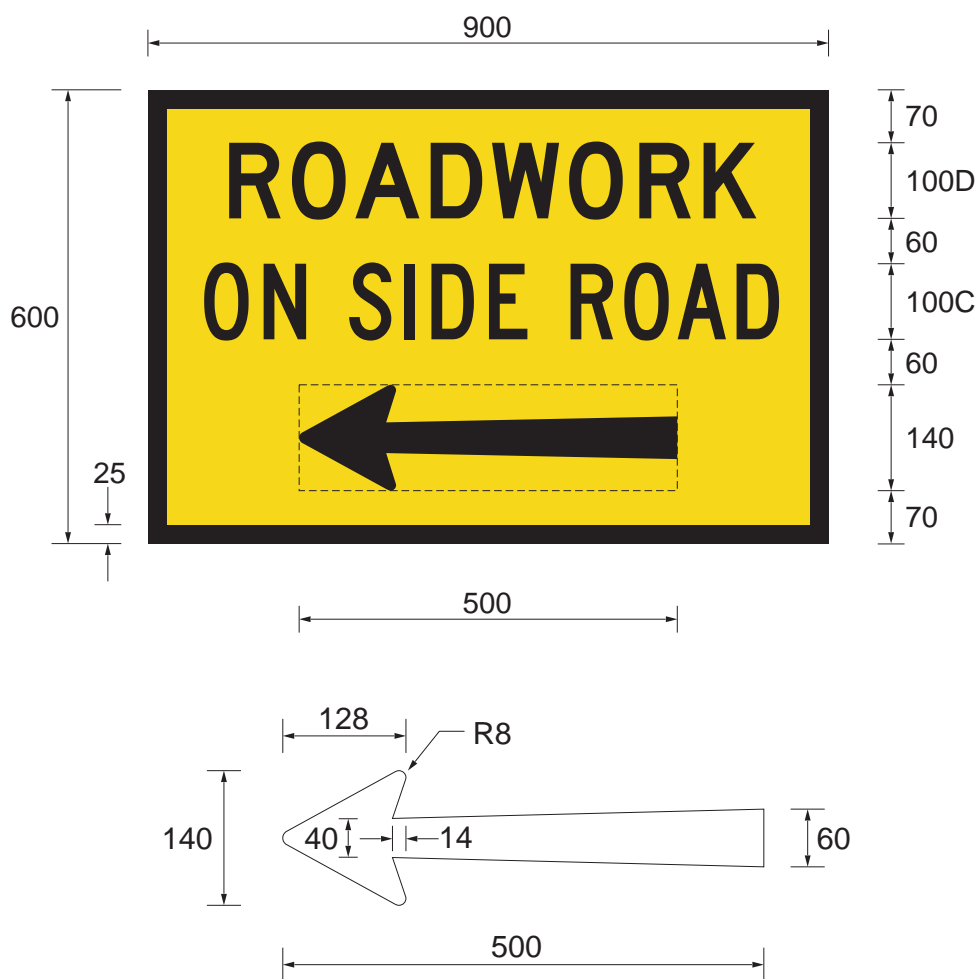
Checked
KB 05/03

Scale
Not to Scale

R King
PRINCIPAL ENGINEER
(Traffic Engineering)

27/06/16
Date

A	B			
---	---	--	--	--



Note:

1. This sign may be used in advance of a 4-way intersection where work is being carried out on a side road, there is insufficient distance to provide appropriate signing of the work on the side road and it is desired to indicate which side road is subject to roadworks. The sign is used in lieu of the ROADWORK ON SIDE ROAD (T1-25) sign in this case.
2. Insert arrow in left or right direction.

Colour Legend

- Retroreflective yellow
- Black (legend and border)



**Queensland
Government**

TEMPORARY WARNING SIGN
"ROADWORK ON SIDE ROAD"

Department of Transport and Main Roads
Infrastructure Management & Delivery Division

APPROVED AS OFFICIAL TRAFFIC SIGN

27/06/16
Date

T1-Q07

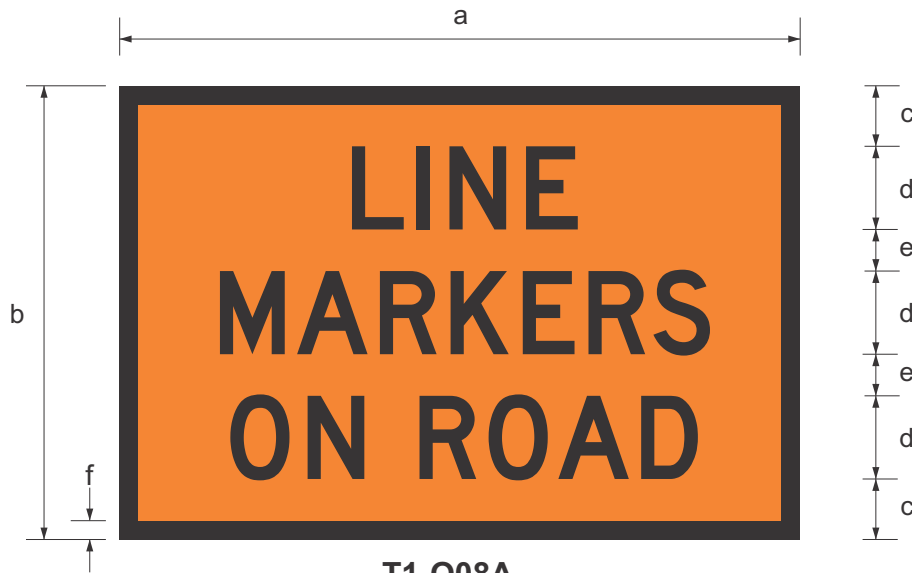
Designed
RH 05/03

Checked
KB 10/04

Scale
Not to Scale

R King
PRINCIPAL ENGINEER
(Traffic Engineering)

A	B	C		
---	---	---	--	--



	a	b	c	d	e	f
T1-Q08A	900	600	80	110D	55	25
T1-Q08B	1500	600	115	140D	90	25
T1-Q08C	1800	600	100	160D	80	25

Notes

1. T1-Q08A is only to be used in low speed urban areas where larger size signs (T1-Q08A & B) will impede pedestrian access.
2. This sign is a supplementary sign. It is used in addition to, and not to replace, other signs.
3. T1-Q08A and T1-Q08B sizes are illustrated.

Colour Legend

- Black (legend and border)
- Fluorescent retroreflective orange (background)



**Queensland
Government**

TEMPORARY WARNING SIGN
"LINE MARKERS ON ROAD"

Department of Transport and Main Roads
Infrastructure Management & Delivery Division

APPROVED AS OFFICIAL TRAFFIC SIGN

Designed
RH 06/06

Checked
JP 09/22

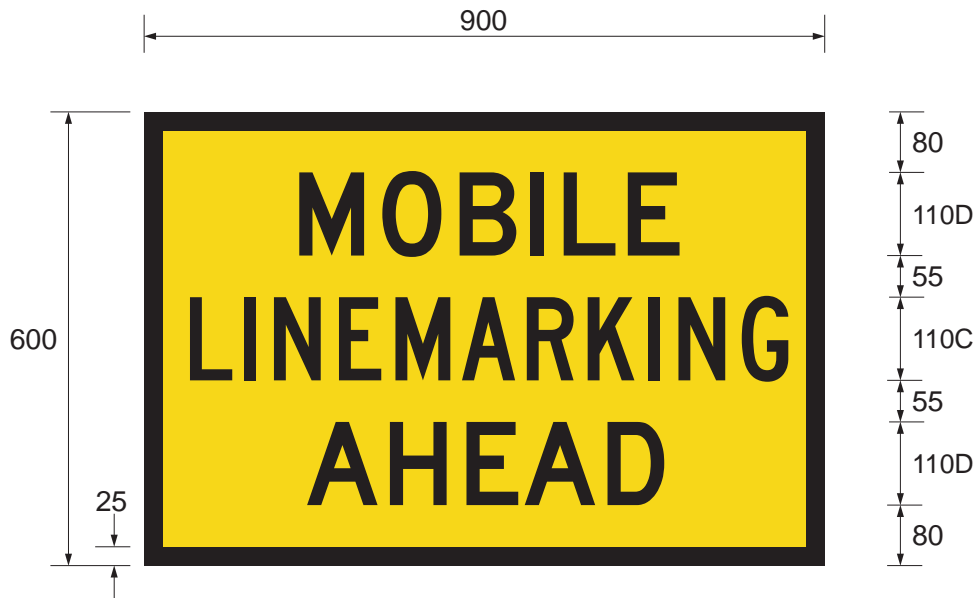
Scale
Not to Scale

R King
PRINCIPAL ENGINEER
(Traffic Engineering)

15/09/22
Date

T1-Q08

F			
---	--	--	--



Colour Legend

- Retroreflective yellow
- Black (legend and border)



**Queensland
Government**

**TEMPORARY SIGN
"MOBILE LINEMARKING AHEAD"**

Department of Transport and Main Roads
Infrastructure Management & Delivery Division

APPROVED AS OFFICIAL TRAFFIC SIGN

T1-Q09

Designed
RH 05/03

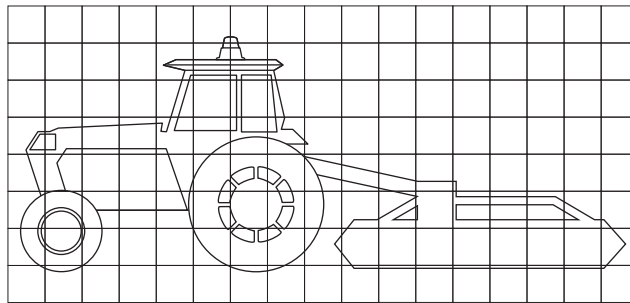
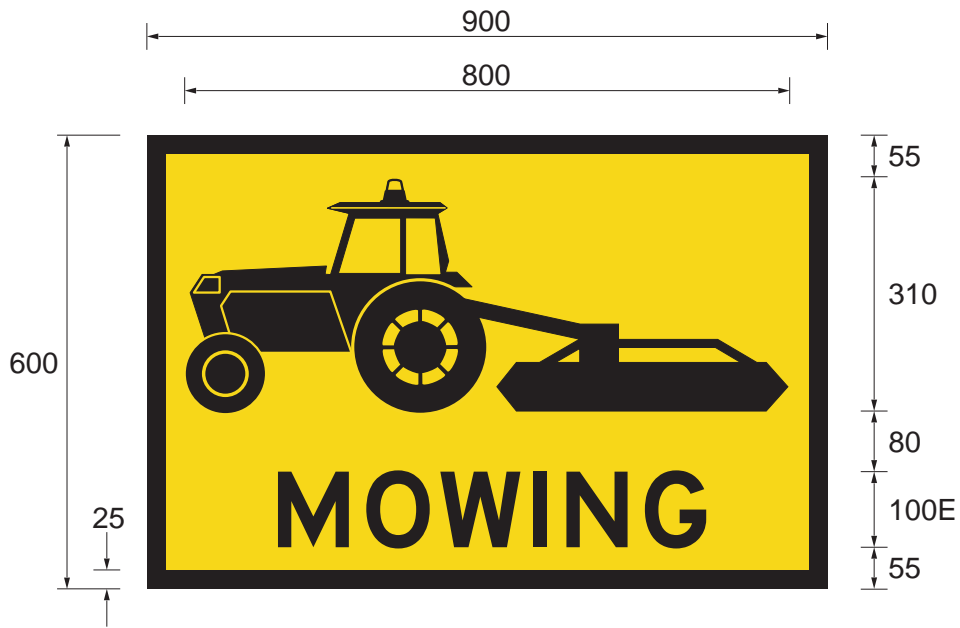
Checked
KB 05/03

Scale
Not to Scale

R King
PRINCIPAL ENGINEER
(Traffic Engineering)

27/06/16
Date

A	B			
---	---	--	--	--



Colour Legend

- Retroreflective yellow
- Black (legend and border)



**Queensland
Government**

TEMPORARY WARNING SIGN
"TRACTOR/SLASHER MOWING"

Department of Transport and Main Roads
Infrastructure Management & Delivery Division

APPROVED AS OFFICIAL TRAFFIC SIGN

Designed
RH 05/03

Checked
KB 05/03

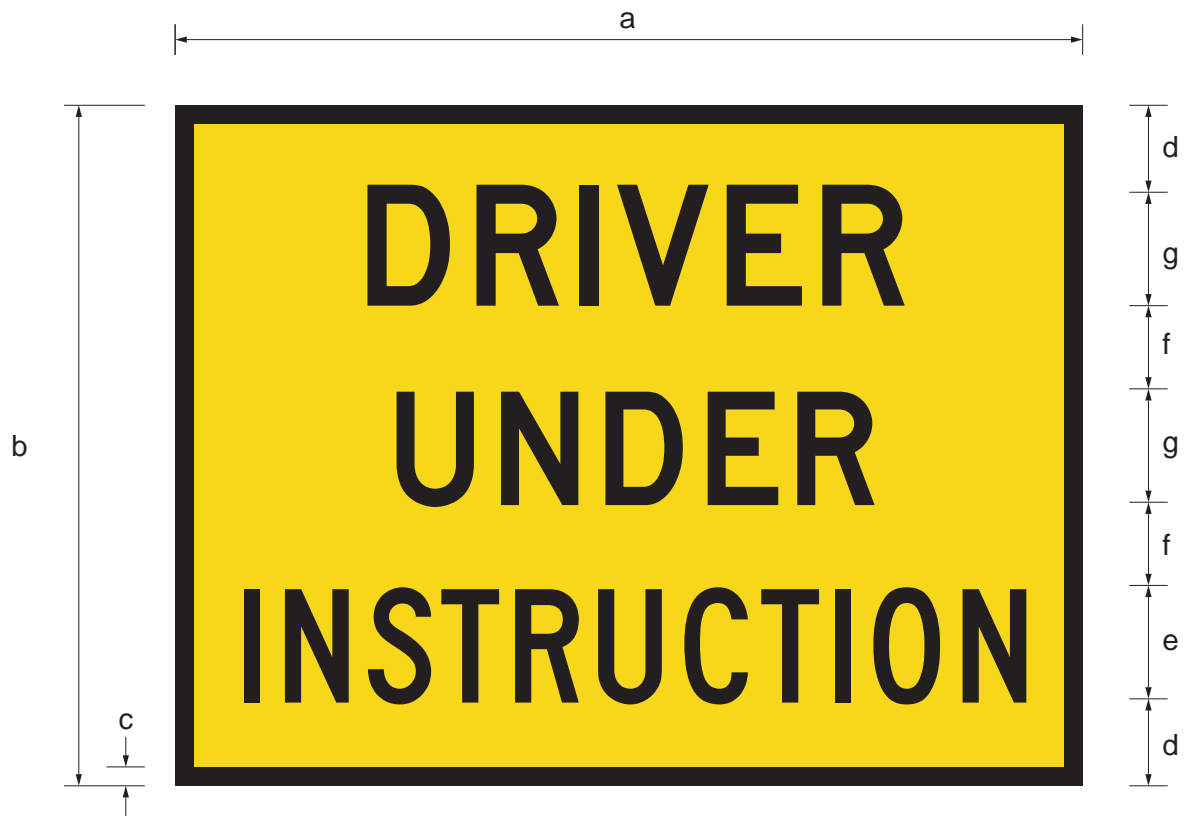
Scale
Not to Scale

R King
PRINCIPAL ENGINEER
(Traffic Engineering)

27/06/16
Date

T1-Q10

A	B			
---	---	--	--	--



	a	b	c	d	e	f	g
SIZE A	900	600	25	80	110C	55	110D
SIZE B	1200	900	25	115	150C	110	150D

Notes:

1. This sign is to be used where operators of roadside plant are under going instruction and training.
2. T1-Q11B is illustrated.

Colour Legend

- Retroreflective yellow
- Black (legend and border)



**Queensland
Government**

TEMPORARY SIGN
"DRIVER UNDER INSTRUCTION"

Department of Transport and Main Roads
Infrastructure Management & Delivery Division

APPROVED AS OFFICIAL TRAFFIC SIGN

27/06/16
Date

T1-Q11

Designed
TV 07/11

Checked
DJ 07/11

Scale
Not to Scale

R King
PRINCIPAL ENGINEER
(Traffic Engineering)

A	B			
---	---	--	--	--



	a	b	c	d	e	f
SIZE A	900	600	25	80	110E	55
SIZE B	1200	900	25	110	160E	100

Notes

1. This additional sign is to be installed in advance of the traffic controller signs to notify drivers that a pilot vehicle is in use at the road work site.
2. This sign should be used in conjunction with vehicle mounted T6-Q09.
3. T1-Q13A illustrated.

Colour Legend

- Retroreflective yellow
- Black (legend and border)

Queensland Government			TEMPORARY SIGN "PILOT VEHICLE IN USE"						
Department of Transport and Main Roads Infrastructure Management & Delivery Division			<u>APPROVED AS OFFICIAL TRAFFIC SIGN</u>		T1-Q13				
Designed TV 9/13	Checked DJ 9/13	Scale Not to Scale	PRINCIPAL ENGINEER (Traffic Engineering)	28/06/16 Date	<table border="1" style="width: 100%; height: 20px;"> <tr> <td style="width: 25%;">A</td> <td style="width: 25%;">B</td> <td style="width: 25%;"></td> <td style="width: 25%;"></td> </tr> </table>	A	B		
A	B								



Colour Legend

- Retroreflective yellow
- Black (legend and border)



**Queensland
Government**

**TEMPORARY WARNING SIGN
"CHANGED LINE MARKING"**

Department of Transport and Main Roads
Infrastructure Management & Delivery Division

APPROVED AS OFFICIAL TRAFFIC SIGN

T1-Q14

Designed
TV 08/13


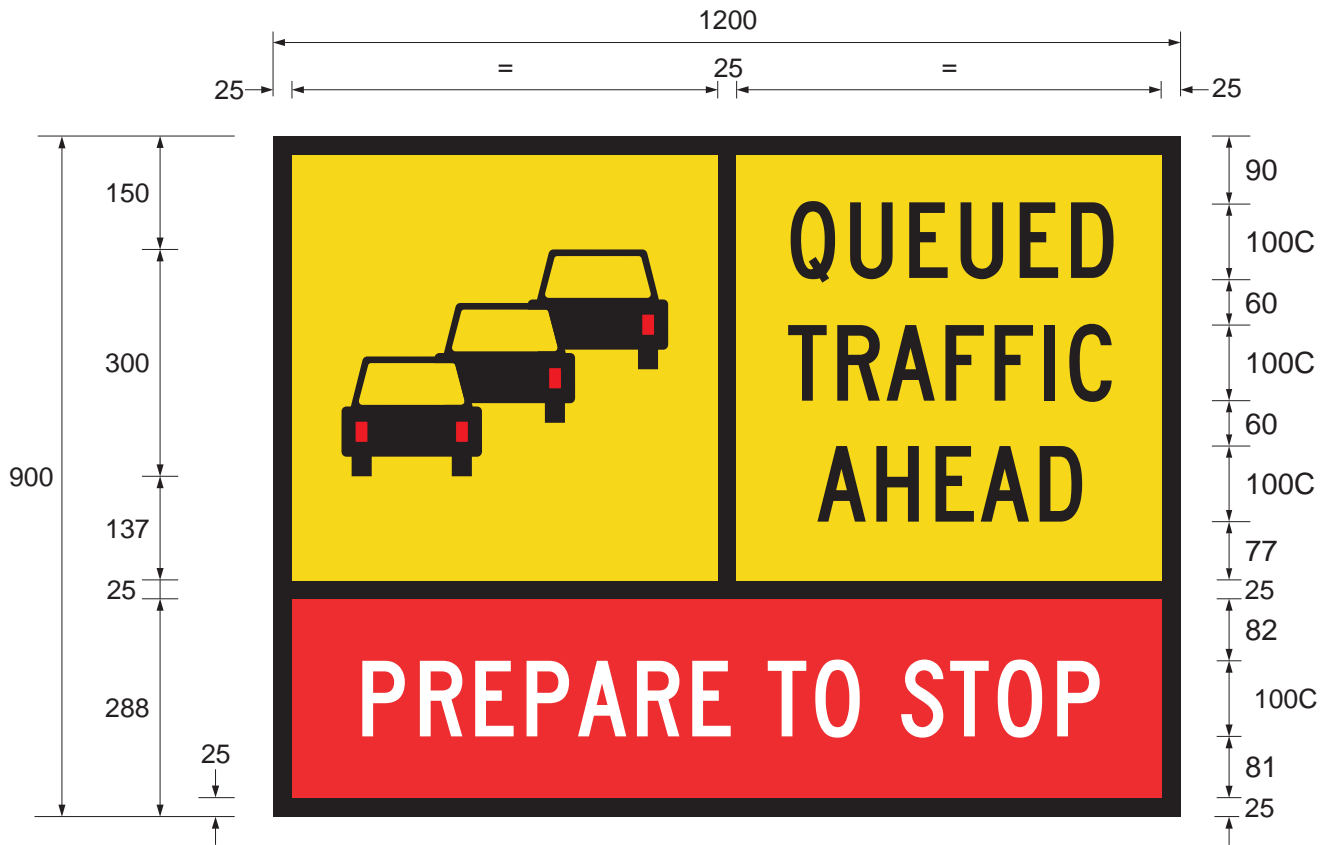
Checked
DJ 08/13

Scale
Not to Scale





R King
PRINCIPAL ENGINEER
(Traffic Engineering)

28/06/16
Date

A	B			
---	---	--	--	--



Colour Legend

-  Black
-  Retroreflective yellow
-  Retroreflective red
-  Retroreflective white

Notes

1. This temporary sign may used at locations where long queues are expected or experienced.
2. This sign may also be used as a multi message sign option. Refer to TC1947. (Note:- The multi message option shall only be used as a combination of TC1947_1, TC1947_2 and TC1362).



**Queensland
Government**

TEMPORARY SIGN

“QUEUED TRAFFIC AHEAD
PREPARE TO STOP”

Department of Transport and Main Roads
Infrastructure Management & Delivery Division

APPROVED AS OFFICIAL TRAFFIC SIGN

28/06/16
Date

T1-Q15

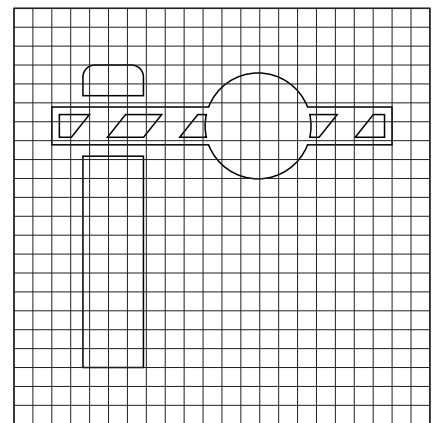
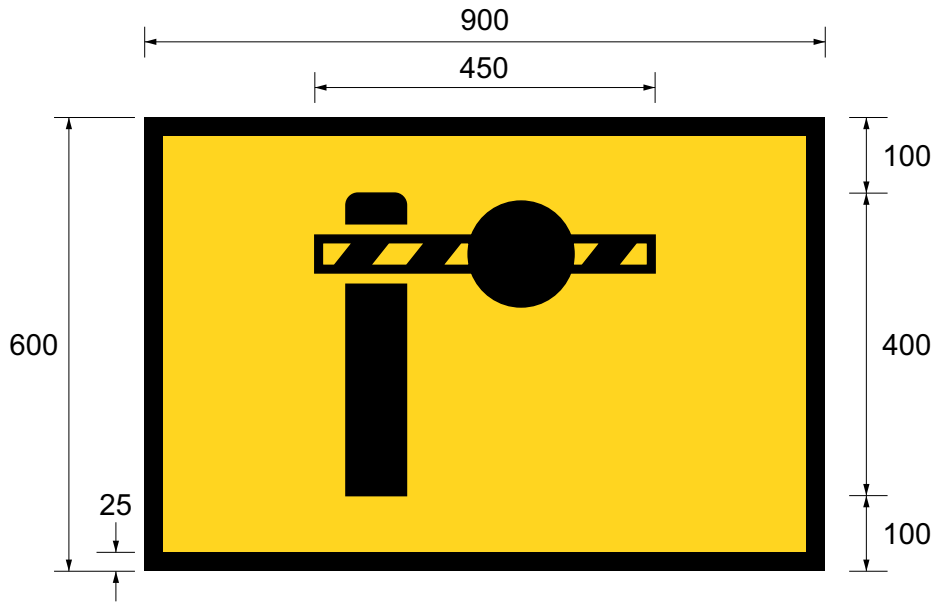
Designed
TV 3/14

Checked
DJ 3/14

Scale
Not to Scale


PRINCIPAL ENGINEER
(Traffic Engineering)

A	B			
---	---	--	--	--



Colour Legend

- Retroreflective yellow
- Black

Notes:

1. This sign shall be used at locations where traffic control is carried out by a traffic controller with the aid of a boom barrier.
2. It is positioned at the same location as a traffic controller ahead sign.



**Queensland
Government**

**TEMPORARY SIGN
"BOOM BARRIER AHEAD"**

Department of Transport and Main Roads
Infrastructure Management & Delivery Division

APPROVED AS OFFICIAL TRAFFIC SIGN

T1-Q17

Designed
RH 11/17

Checked
DJ 11/17

Scale
Not to Scale

R King
PRINCIPAL ENGINEER
(Traffic Engineering)

7/11/17
Date

A			
---	--	--	--



	a	b	c	d	e
SIZE A	900	600	25	60	120D
SIZE B	1200	900	25	90	180D

Colour Legend

- Retroreflective yellow
- Black

Notes:

1. This sign may be used where temporary rumble strips have been placed ahead to make drivers aware of roadworks.
2. For multi-message sign option refer to TM1-Q02.



**Queensland
Government**

**TEMPORARY SIGN
"RUMBLE STRIPS AHEAD"**

Department of Transport and Main Roads
Infrastructure Management & Delivery Division

APPROVED AS OFFICIAL TRAFFIC SIGN

Designed
RH 05/21

Checked
DJ 05/21

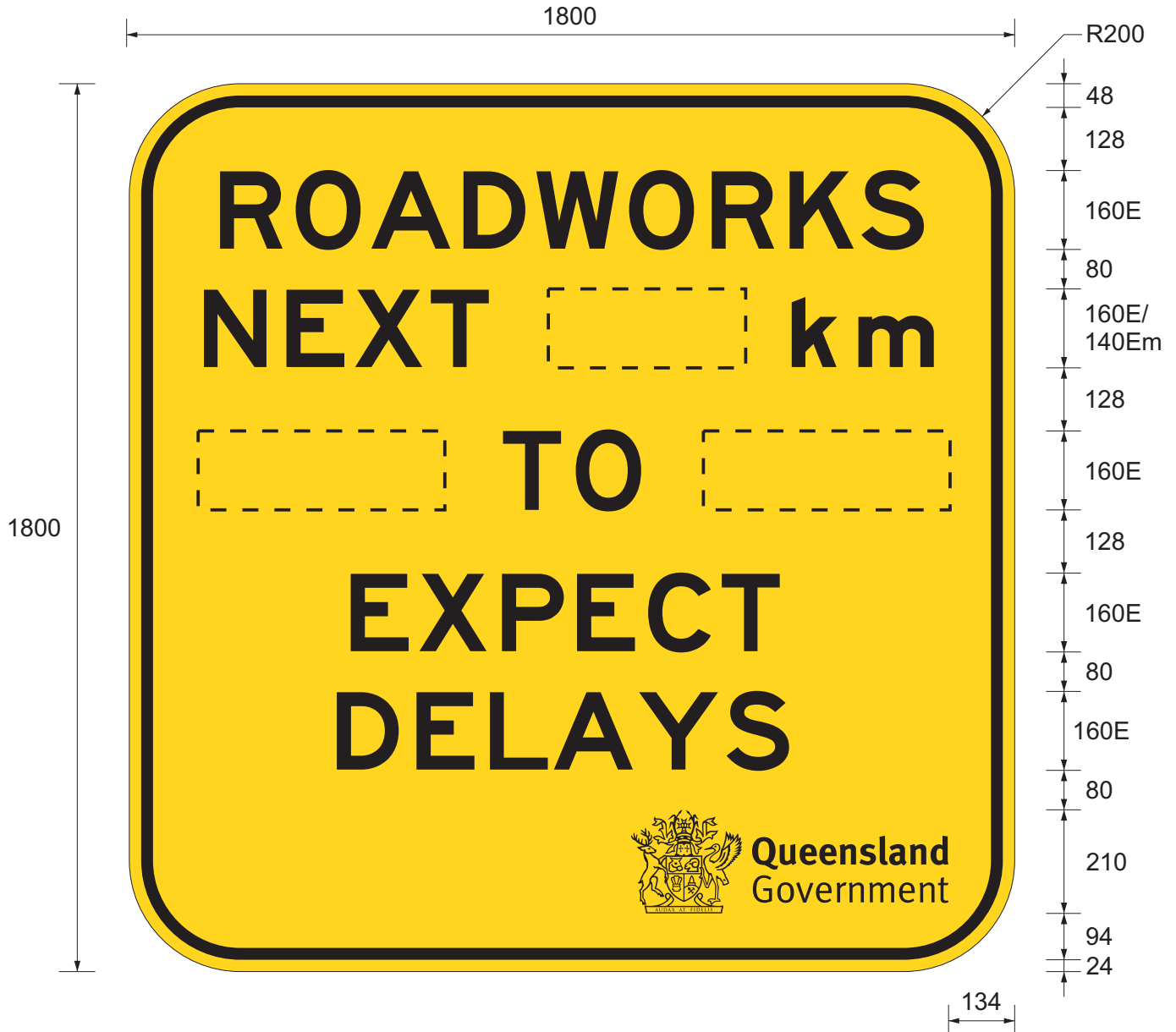
Scale
Not to Scale

R King
PRINCIPAL ENGINEER
(Traffic Engineering)

19/05/21
Date

T1-Q18

A				
---	--	--	--	--



Colour Legend

- Black (legend and border)
- Retroreflective yellow (background)

Note:

Overlay plates
 Numerals 1 -10 inclusive
 (1 full set per sign)
 Months Jan - Dec inclusive
 (1 full set per sign)



**Queensland
Government**

TEMPORARY SIGN
 "ROADWORKS NEXT ... km
 ... TO ... EXPECT DELAYS"

Department of Transport and Main Roads
 Infrastructure Management & Delivery Division

APPROVED AS OFFICIAL TRAFFIC SIGN

Designed
RH 08/21

Checked
DJ 08/21

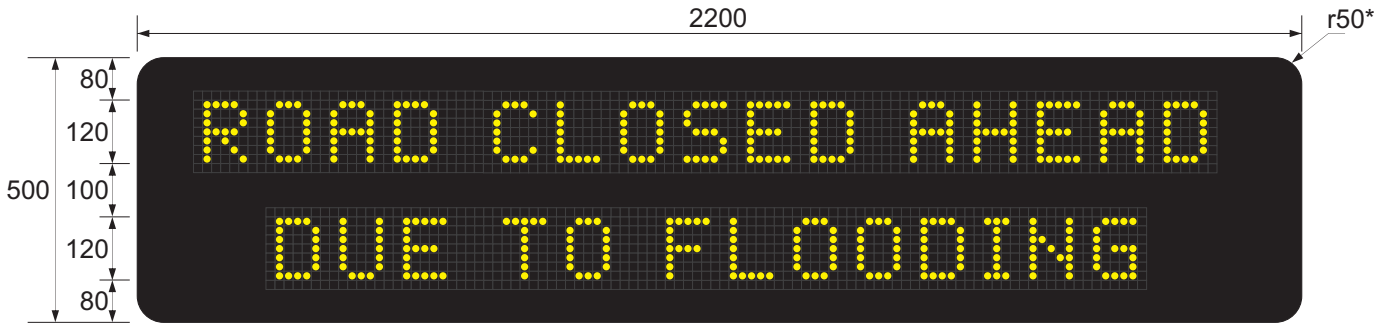
Scale
Not to Scale

[Signature]
 PRINCIPAL ENGINEER
 (Traffic Engineering)

19/08/21
Date

T1-Q19

A				
---	--	--	--	--



Notes

1. This sign may be used to warn of a road closure ahead due to flooding.
2. The message may only be displayed while the road ahead is closed.
3. For larger message legend options with and without distance to the closure refer to pages 3 and 2 respectively.
4. * Corners may vary to suit manufacturing process.
5. LED details are indicative and should be approved in accordance with standard display requirements on AS4852.
6. For enquiries about listed MRTS ITS specifications refer to ET_TETS_ITSDDeviceTechnologies@tmr.qld.gov.au

Colour Legend

- LED yellow
- Black (background)



**Queensland
Government**

**WARNING SIGN
"ROAD CLOSED AHEAD"
"DUE TO FLOODING"**

Department of Transport and Main Roads
Infrastructure Management & Delivery Division

APPROVED AS OFFICIAL TRAFFIC SIGN

Designed
TV 10/15

Checked
DJ 04/22

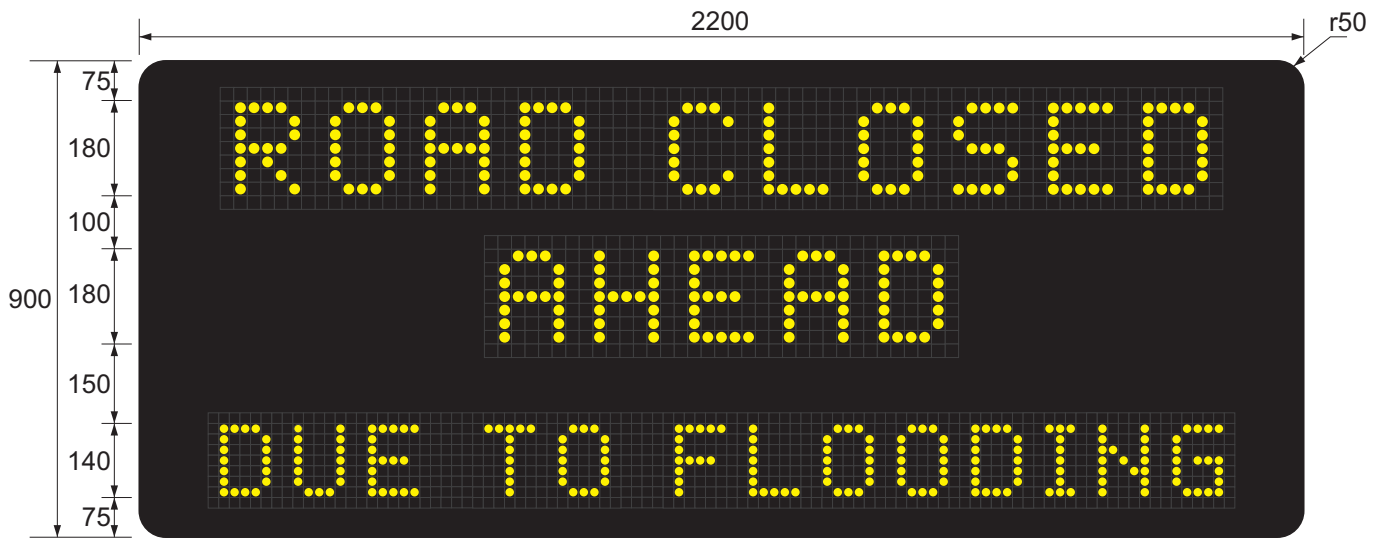
Scale
Not to Scale

R King
PRINCIPAL ENGINEER
(Traffic Engineering)

26/04/22
Date

T1-Q26_1
Page 1 of 3

A			
---	--	--	--



Notes

1. This sign may be used to warn of a road closure ahead due to flooding.
2. The message may only be displayed while the road ahead is closed.
3. For a message with a distance to the closure, refer to page 3.
4. * Corners may vary to suit manufacturing process.
5. For smaller message legend option refer to page 1.
6. LED details are indicative and should be approved in accordance with standard display requirements on AS4852.
7. For enquiries about listed MRTS ITS specifications refer to ET_TETS_ITSDeviceTechnologies@tmr.qld.gov.au

Colour Legend

- LED yellow
- Black (background)



**Queensland
Government**

WARNING SIGN
“ROAD CLOSED AHEAD”
“DUE TO FLOODING”

Department of Transport and Main Roads
 Infrastructure Management & Delivery Division

APPROVED AS OFFICIAL TRAFFIC SIGN

26/04/22
 Date

T1-Q26_2
 Page 2 of 3

Designed
 TV 10/15

Checked
 DJ 04/22

Scale
 Not to Scale

R King
 PRINCIPAL ENGINEER
 (Traffic Engineering)

A			
---	--	--	--



Notes

1. This sign may be used to warn of a road closure ahead at a distance due to flooding.
2. The message may only be displayed while the road ahead is closed.
3. Distance numeral may be varied as appropriate. e.g 1.
4. For a message without a distance to the closure, refer to page 2.
5. * Corners may vary to suit manufacturing process.
6. LED details are indicative and should be approved in accordance with standard display requirements on AS4852.
7. For enquiries about listed MRTS ITS specifications refer to ET_TETS_ITSDeviceTechnologies@tmr.qld.gov.au

Colour Legend

- LED yellow
- Black (background)



**Queensland
Government**

WARNING SIGN
“ROAD CLOSED X km AHEAD”
“DUE TO FLOODING”

Department of Transport and Main Roads
 Infrastructure Management & Delivery Division

APPROVED AS OFFICIAL TRAFFIC SIGN

26/04/22
 Date

T1-Q26_3
 Page 3 of 3

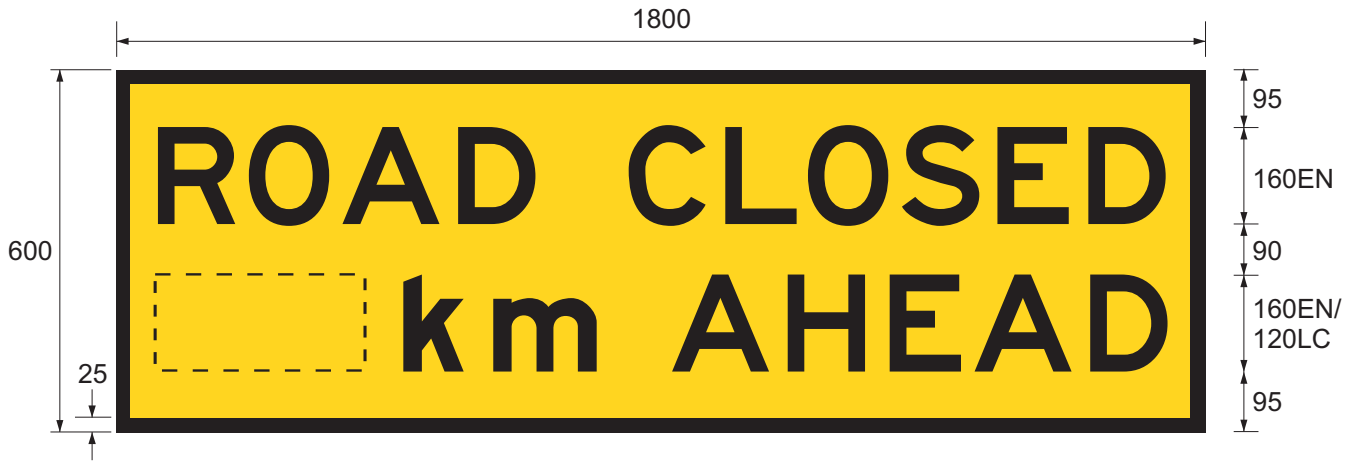
Designed
 TV 10/15

Checked
 DJ 04/22

Scale
 Not to Scale

[Signature]
 PRINCIPAL ENGINEER
 (Traffic Engineering)

A			
---	--	--	--



Colour Legend

- Retroreflective yellow
- Black



**Queensland
Government**

TEMPORARY WARNING SIGN
"ROAD CLOSED ... km AHEAD"

Department of Transport and Main Roads
Infrastructure Management & Delivery Division

APPROVED AS OFFICIAL TRAFFIC SIGN

T2-4-Q02

Designed
RH 9/95

Checked
DJ 11/17

Scale
Not to Scale


R King
.....
PRINCIPAL ENGINEER
(Traffic Engineering)

30/11/17
Date

A				
---	--	--	--	--



OPTION 1- (Both directions)



OPTION 2- (RIGHT)



OPTION 3- (LEFT)

	a*	b	c	d	e	f	g	h#	r**
SIZE A	1600	600	55	100	90	125	90	85	50
SIZE B	2200	900	75	140	150	180	160	120	50

Notes

1. This sign may be used in advance of an intersection or crossroad to warn of a road closure on the side road.
2. Sign is to be blank when no flood warning is required.
3. # Insert appropriate road or street name. e.g CLAGIRABA RD.
4. * Width of sign may vary to suit road name and number of direction arrows.
5. ** Corners may vary to suit manufacturing process.
6. LED details are indicative and should be approved in accordance with standard display requirements on AS4852.
7. For enquiries about listed MRTS ITS specifications refer to ET_TETS_ITSDDeviceTechnologies@tmr.qld.gov.au

Colour Legend

- LED yellow
- LED white
- Black (background)



**Queensland
Government**

WARNING SIGN
“(NAMED) ROAD CLOSED
DUE TO FLOODING”

Department of Transport and Main Roads
Infrastructure Management & Delivery Division

APPROVED AS OFFICIAL TRAFFIC SIGN

Designed
TV 11/15

Checked
DJ 04/22

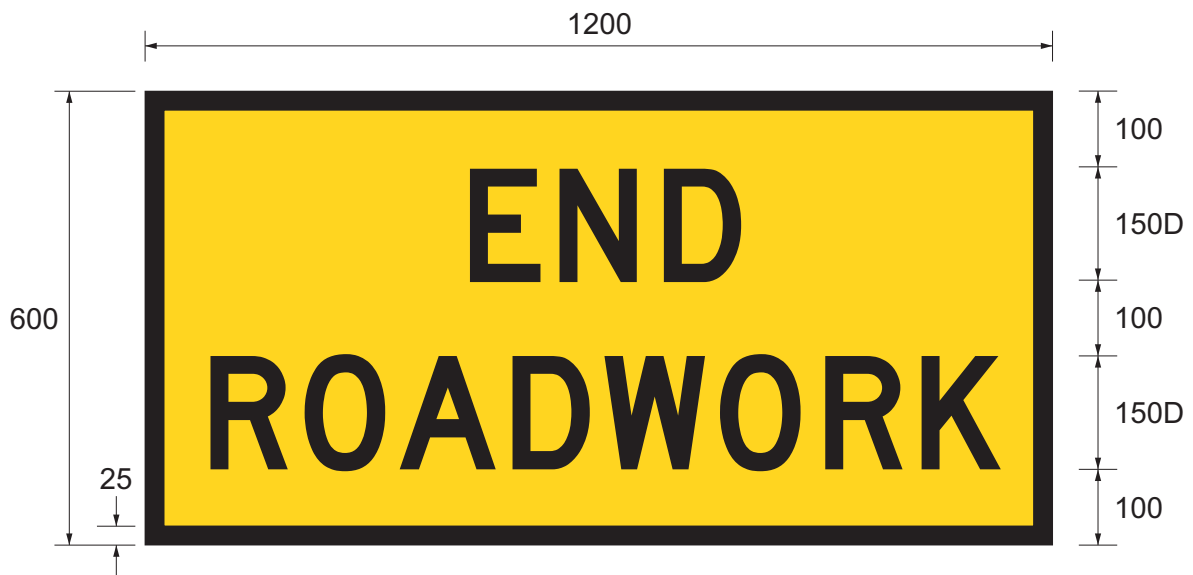
Scale
Not to Scale

R King
PRINCIPAL ENGINEER
(Traffic Engineering)

26/04/22
Date

T2-4-Q03

A				
---	--	--	--	--



Colour Legend

- Retroreflective yellow
- Black

Notes:

1. This multi-message sign has been developed to fit across the two (600x600) panels of a multi message frame.
2. It may be used in lieu of TC1170 where a speed reinstatement on the same sign is not required.



**Queensland
Government**

**MULTI MESSAGE SIGN PLATE
"END ROADWORK"**

Department of Transport and Main Roads
Infrastructure Management & Delivery Division

APPROVED AS OFFICIAL TRAFFIC SIGN

29/06/17
Date

T2-16-Q01

Designed
RH.06/17.....

Checked
DJ.06/17...

Scale
Not to Scale

R King
PRINCIPAL ENGINEER
(Traffic Engineering)

A				
---	--	--	--	--



Colour Legend

- Black
- Retroreflective yellow



**Queensland
Government**

**TEMPORARY SIGN
"ROAD CLOSED AHEAD"**

Department of Transport and Main Roads
Infrastructure Management & Delivery Division

APPROVED AS OFFICIAL TRAFFIC SIGN

T2-Q01

Designed
RH 9/95

Checked
JD 9/95

Scale
Not to Scale

R King
PRINCIPAL ENGINEER
(Traffic Engineering)

14/12/16
Date

A	B			
---	---	--	--	--



Colour Legend

- Retroreflective yellow
- Black



**Queensland
Government**

TEMPORARY WARNING SIGN
"ROAD CLOSED ... km AHEAD"

Department of Transport and Main Roads
Infrastructure Management & Delivery Division

APPROVED AS OFFICIAL TRAFFIC SIGN

T2-Q02

Designed
RH 9/95

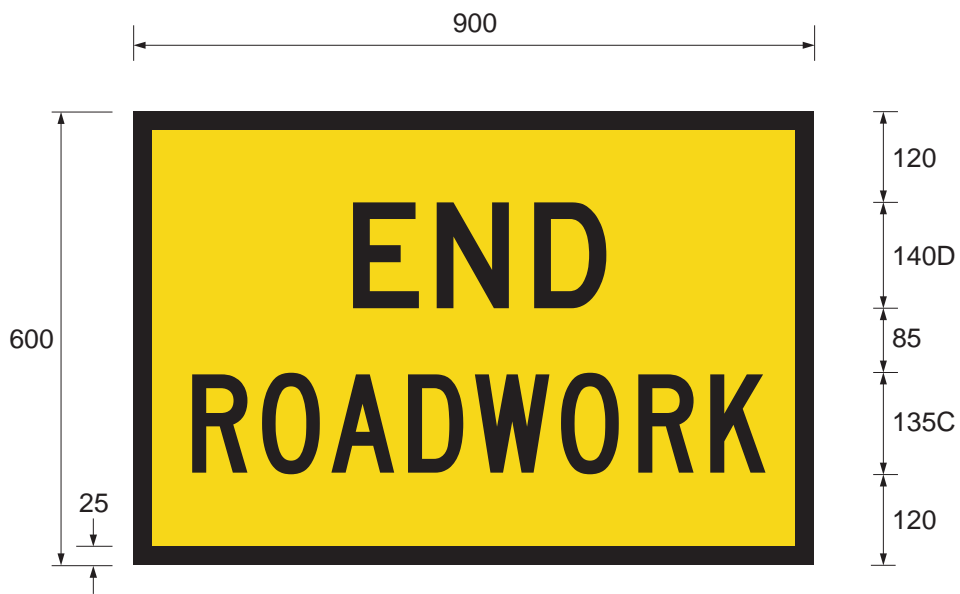
Checked
JD 9/95

Scale
Not to Scale

R King
PRINCIPAL ENGINEER
(Traffic Engineering)

01/07/16
Date

A	B	C		
---	---	---	--	--



Colour Legend

- Black
- Retroreflective yellow



**Queensland
Government**

**TEMPORARY SIGN
"END ROADWORK"**

Department of Transport and Main Roads
Infrastructure Management & Delivery Division

APPROVED AS OFFICIAL TRAFFIC SIGN

T2-Q03

Designed
RH 9/95

Checked
JD 9/95

Scale
Not to Scale

R King
PRINCIPAL ENGINEER
(Traffic Engineering)

01/07/16
Date

A	B				
---	---	--	--	--	--



	a	b	c	d	e	f	g
T2-Q06A	900	600	125	120D	120C	110	25
T2-Q06B	1200	900	160	200D	200B	180	25

Colour Legend

- Black (legend and border)
- Fluorescent/retroreflective red or orange (background)

Notes:

1. This sign may be used where surveyors are working on or are visible from the road.
2. This sign may be constructed using flexible material, provided performance requirements for roadworks signage in Part 3 of the Manual of Uniform Traffic Control Devices (MUTCD) are met.
3. T2-Q06A sign illustrated.



**Queensland
Government**

**TEMPORARY WARNING SIGN
"SURVEYORS AHEAD"**

Department of Transport and Main Roads
Infrastructure Management & Delivery Division

APPROVED AS OFFICIAL TRAFFIC SIGN

T2-Q06

Designed
RH 06/06

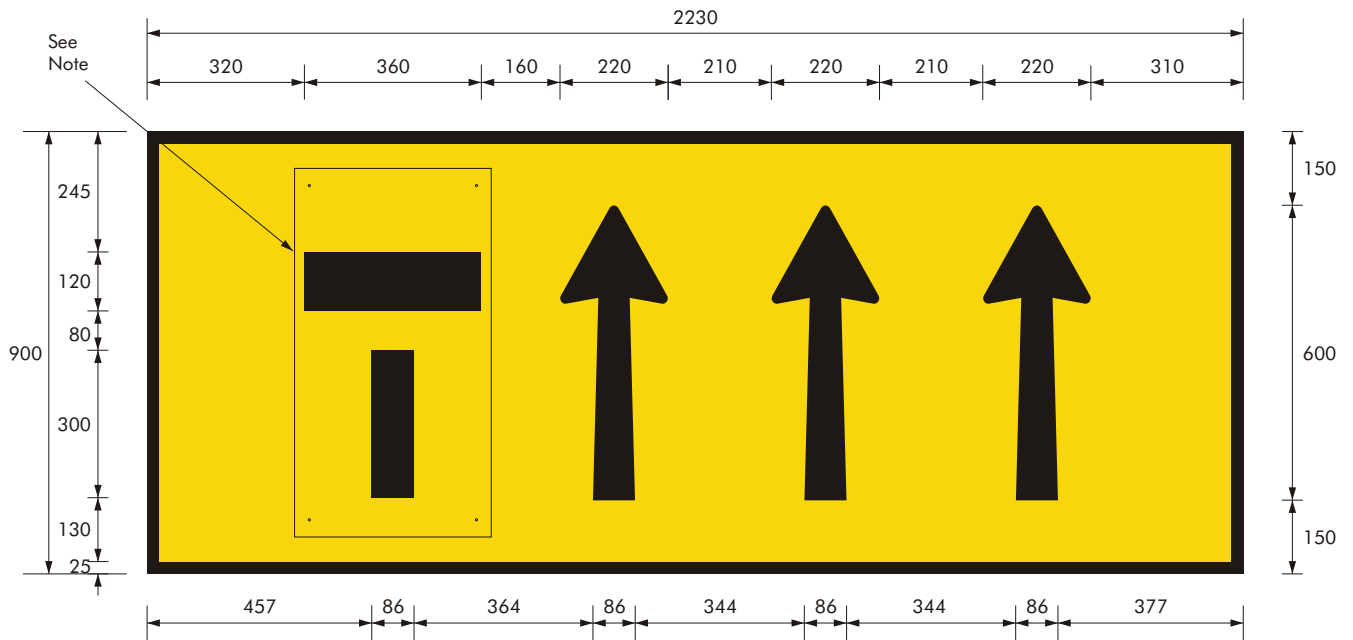
Checked
KB 06/06

Scale
Not to Scale

R King
PRINCIPAL ENGINEER
(Traffic Engineering)

01/07/16
Date

A	B	C	D	E
---	---	---	---	---



Note: 3 separate plates with the symbol - as shown are to be supplied complete with mounting holes for 4 plate positions, screw & wing nuts to cover existing arrows.

Colour Legend

- Retroreflective yellow
- Black



Queensland Government
Department of **Main Roads**

TEMPORARY WARNING SIGN
LANE STATUS (4 LANE)

Traffic & Road Use Management Division
Traffic Engineering Section

ORIGINAL APPROVED AS OFFICIAL TRAFFIC SIGN

[Signature] 22/05/03
PRINCIPAL ENGINEER Date
(Traffic Engineering)

T2-Q07

A			
---	--	--	--

Designed RH.05/03.....	Checked KB.05/03..	Scale Not to Scale
---------------------------	-----------------------	-----------------------



	a	b	c	d	e	f	g
T3-Q01A	900	600	25	80	100EM	70	100EM
T3-Q01B	1200	750	25	95	140EM	70	140EN

Colour Legend



Black



Retroreflective yellow



Queensland Government
Department of **Main Roads**

TEMPORARY SIGN
"NEW SIGNALS AHEAD"

Traffic & Road Use Management Division
Traffic Engineering Section

APPROVED AS OFFICIAL TRAFFIC SIGN

Designed
RH 9/95

Checked
JD 9/95

Scale
Not to Scale




MANAGER
(Traffic Engineering & Operations)

02/03/01
Date

T3-Q01

(previously T3-12-3)

A				
---	--	--	--	--



Colour Legend

- Retroreflective red (cross)
- Retroreflective yellow (background)
- Black (border, legend and traffic lights)

Notes

1. Sign to be erected over lanterns prior to normal operation.



**Queensland
Government**

**WARNING SIGN
"TRAFFIC SIGNAL NOT IN USE"**

Department of Transport and Main Roads
Infrastructure Management & Delivery Division

APPROVED AS OFFICIAL TRAFFIC SIGN

Designed
RH 05/03

Checked
KB 05/03


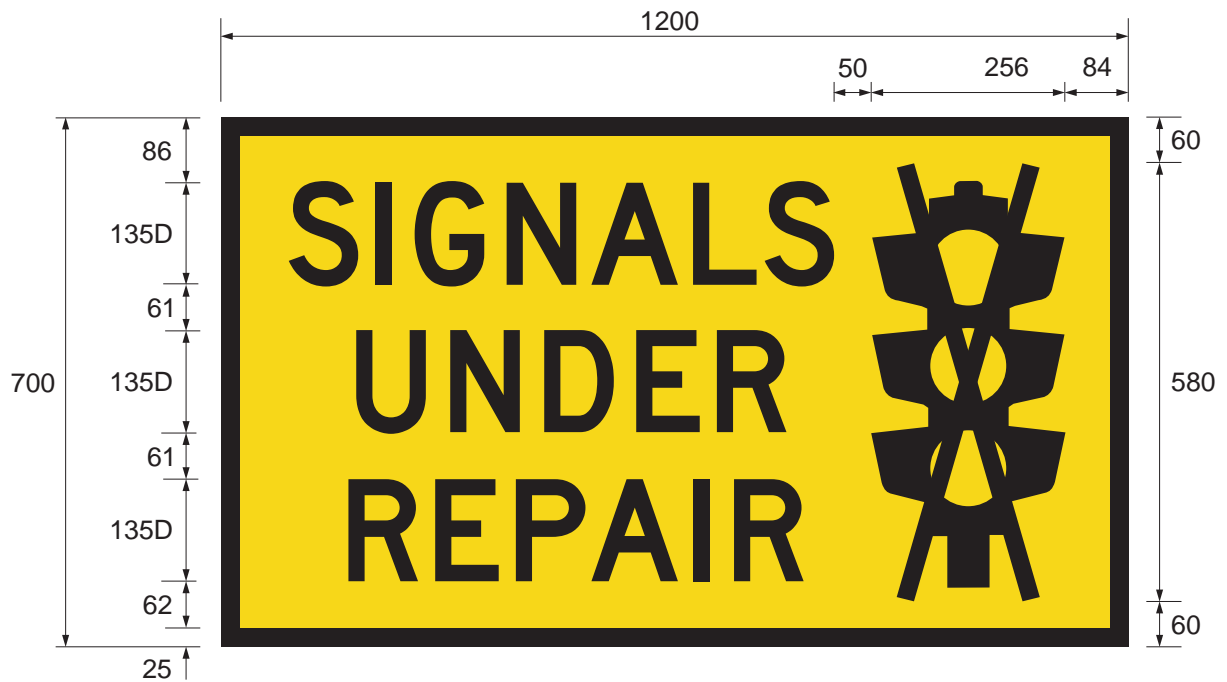
Scale
Not to Scale

R King
PRINCIPAL ENGINEER
(Traffic Engineering)

7/07/16
Date

T3-Q02

A	B			
---	---	--	--	--



Colour Legend

- Black
- Retroreflective yellow



**Queensland
Government**

**TEMPORARY SIGN
"SIGNALS UNDER REPAIR"**

Department of Transport and Main Roads
Infrastructure Management & Delivery Division

APPROVED AS OFFICIAL TRAFFIC SIGN

T3-Q03

Designed
RH 05/03

Checked
KB 05/03

Scale
Not to Scale

R King
PRINCIPAL ENGINEER
(Traffic Engineering)

7/07/16
Date

A	B			
---	---	--	--	--



Colour Legend



Retroreflective white (legend)



Retroreflective red (background)



**Queensland
Government**

WARNING SIGN
"DANGER GAS NO SMOKING"

Department of Transport and Main Roads
Infrastructure Management & Delivery Division

APPROVED AS OFFICIAL TRAFFIC SIGN

T4-Q03

Designed
RH 07/03

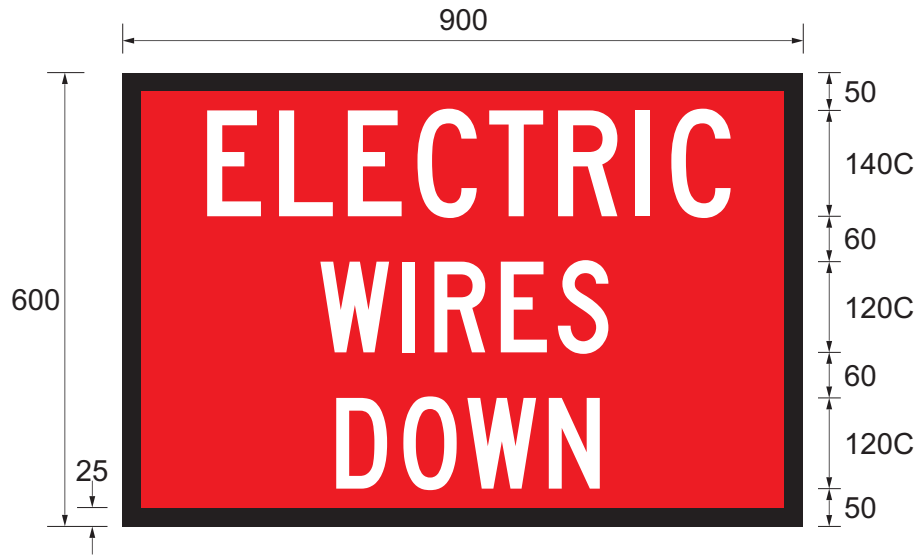
Checked
KB 08/04

Scale
Not to Scale

R King
PRINCIPAL ENGINEER
(Traffic Engineering)

11/07/16
Date

A	B	C		
---	---	---	--	--



Colour Legend

- Retroreflective white
- Retroreflective red
- Black

Notes

1. This ELECTRIC WIRES DOWN sign shall only be used for emergency purposes where, for example, electricity wires pose a danger to road users or the public.
2. For a multi-message option refer to TM4-Q01.



**Queensland
Government**

**TEMPORARY SIGN
"ELECTRIC WIRES DOWN"**

Department of Transport and Main Roads
Infrastructure Management & Delivery Division

APPROVED AS OFFICIAL TRAFFIC SIGN

T4-Q04

Designed
TV 5/16

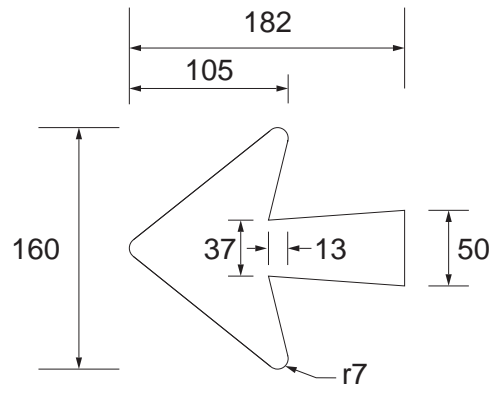
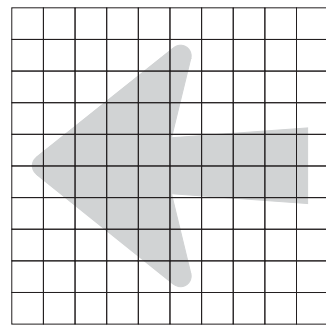
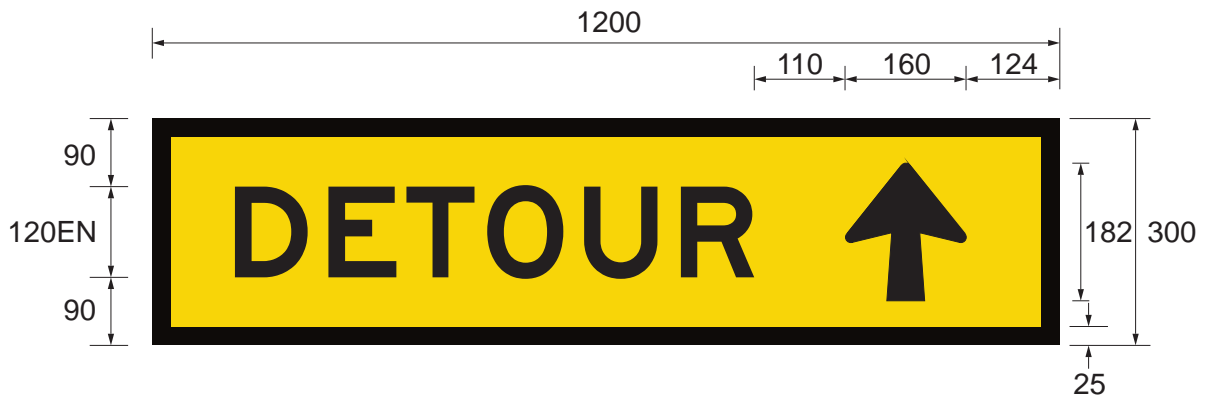
Checked
DJ 05/21

Scale
Not to Scale

R King
PRINCIPAL ENGINEER
(Traffic Engineering)

25/5/21
Date

A	B	C	D
---	---	---	---



Colour Legend

- Retroreflective yellow (background)
- Black (legend, symbol)

Notes:

1. This temporary sign shall only be used as a reassurance sign along a lengthy side track or diversion that has left the normal roadway to bypass an obstruction.
2. This sign shall only be used in conjunction with advance T5-1.
3. It should usually be used with T1-6 (DETOUR AHEAD) temporary signs.



**Queensland
Government**

**TEMPORARY SIGN
"DETOUR REASSURANCE"**

Department of Transport and Main Roads
Infrastructure Management & Delivery Division

APPROVED AS OFFICIAL TRAFFIC SIGN

T5-Q03

Designed
TV 5/11

Checked
DJ 5/11

Scale
Not to Scale

R King
PRINCIPAL ENGINEER
(Traffic Engineering)

11/07/16
Date

A	B			
---	---	--	--	--



Colour Legend

- Black
- Retroreflective yellow

Notes

1. * Sign size may vary but shall be at least 1020mm in length and be at least 250mm in height.
2. The sign is to be used in accordance with the Heavy Vehicle (Vehicle Standards) National Regulation.



**Queensland
Government**

**TEMPORARY SIGN
"ROAD TRAIN"**

Department of Transport and Main Roads
Infrastructure Management & Delivery Division

APPROVED AS OFFICIAL TRAFFIC SIGN

T6-Q01

Designed
RH 9/95

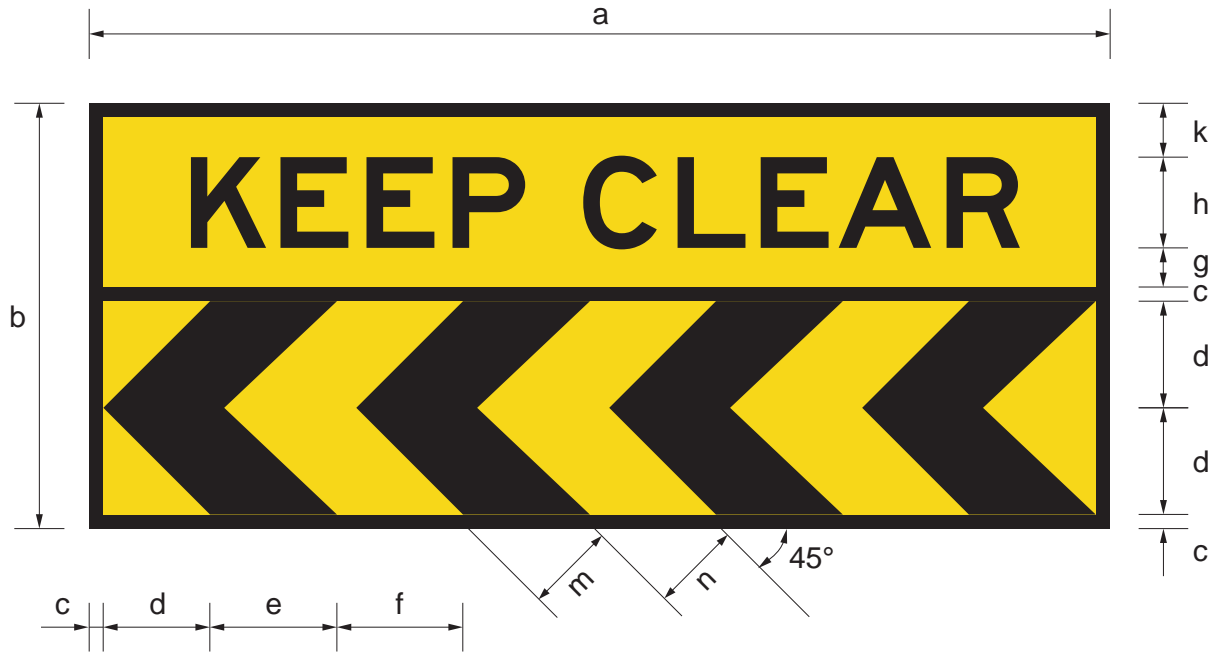
Checked
JD 9/95

Scale
Not to Scale

R King
PRINCIPAL ENGINEER
(Traffic Engineering)

11/07/16
Date

A	B	C	D
---	---	---	---



	a	b	c	d	e	f	g	h	k	m	n
A	1200	600	20	155	145	142	55	120E	75	102	103
B	1800	750	25	188	224	222	69	160E	95	158	157

Colour Legend

- Black
- Retroreflective yellow



**Queensland
Government**

**TEMPORARY SIGN
"KEEP CLEAR"**

Department of Transport and Main Roads
Infrastructure Management & Delivery Division

APPROVED AS OFFICIAL TRAFFIC SIGN

16/08/13
Date

T6-Q02(L)
Page 1 of 2

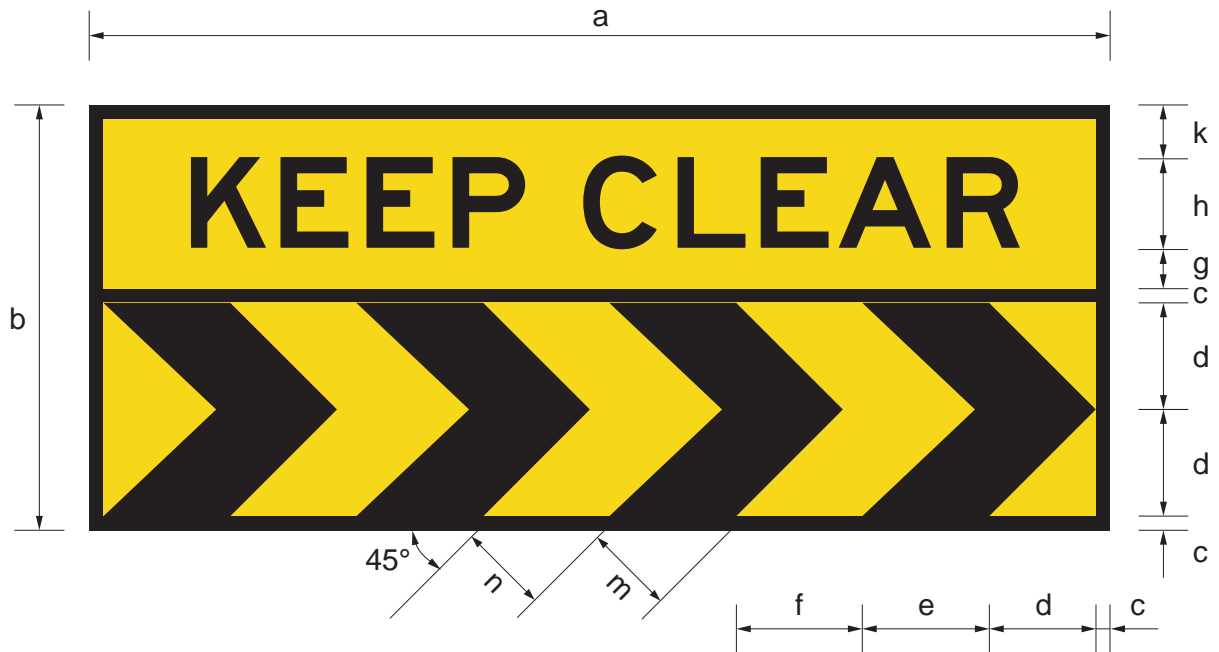
Designed
RH 9/95

Checked
KB 07/03

Scale
Not to Scale

R King
PRINCIPAL ENGINEER
(Traffic Engineering)

A	B	C	D	E
---	---	---	---	---



	a	b	c	d	e	f	g	h	k	m	n
A	1200	600	20	155	145	142	55	120E	75	102	103
B	1800	750	25	188	224	222	69	160E	95	158	157

Colour Legend

- Black
- Retroreflective yellow



**Queensland
Government**

**TEMPORARY SIGN
"KEEP CLEAR"**

Department of Transport and Main Roads
Infrastructure Management & Delivery Division

APPROVED AS OFFICIAL TRAFFIC SIGN

16/08/13
Date

T6-Q02(R)
Page 2 of 2

Designed
RH 9/95

Checked
KB 07/03

Scale
Not to Scale

R King
PRINCIPAL ENGINEER
(Traffic Engineering)

A	B	C	D	E
---	---	---	---	---



Colour Legend

- Black
- Retroreflective yellow



**Queensland
Government**

**TEMPORARY SIGN
"OVERSIZE"**

Department of Transport and Main Roads
Infrastructure Management & Delivery Division

APPROVED AS OFFICIAL TRAFFIC SIGN

T6-Q03

Designed
RH 9/95

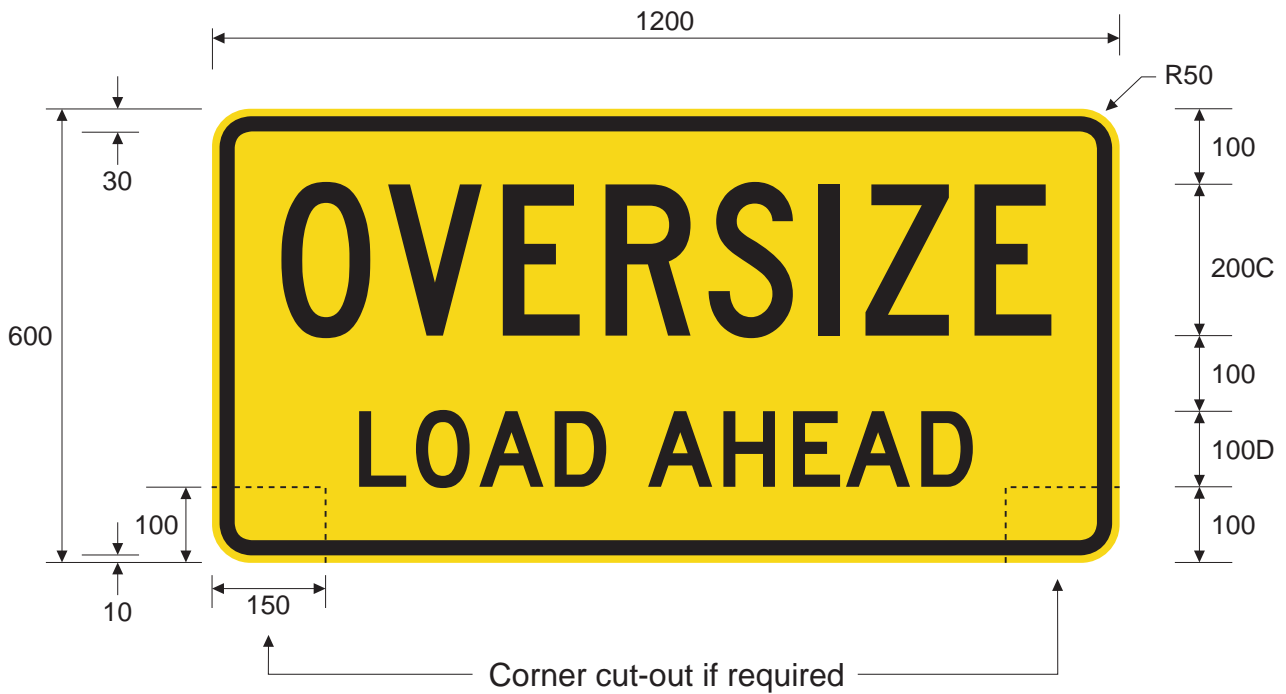
Checked
JD 9/95

Scale
Not to Scale

R King
PRINCIPAL ENGINEER
(Traffic Engineering)

11/07/16
Date

A	B			
---	---	--	--	--



Colour Legend

- Black
- Retroreflective yellow



**Queensland
Government**

**TEMPORARY SIGN
"OVERSIZE LOAD AHEAD"**

Department of Transport and Main Roads
Infrastructure Management & Delivery Division

APPROVED AS OFFICIAL TRAFFIC SIGN

T6-Q04

Designed
RH 9/95

Checked
JD 9/95

Scale
Not to Scale

R King
PRINCIPAL ENGINEER
(Traffic Engineering)

11/07/16
Date

A	B			
---	---	--	--	--



	a	b	c	d	e	f	g	h	k	m	n
A	1200	600	20	155	145	142	55	120E	75	102	103
B	1800	750	25	188	224	222	69	160E	95	158	157

Colour Legend



Black



Retroreflective yellow



**Queensland
Government**

**TEMPORARY SIGN
"LINE MARKING"**

Department of Transport and Main Roads
Infrastructure Management & Delivery Division

APPROVED AS OFFICIAL TRAFFIC SIGN

16/08/13
Date

T6-Q06(L)
Page 1 of 2

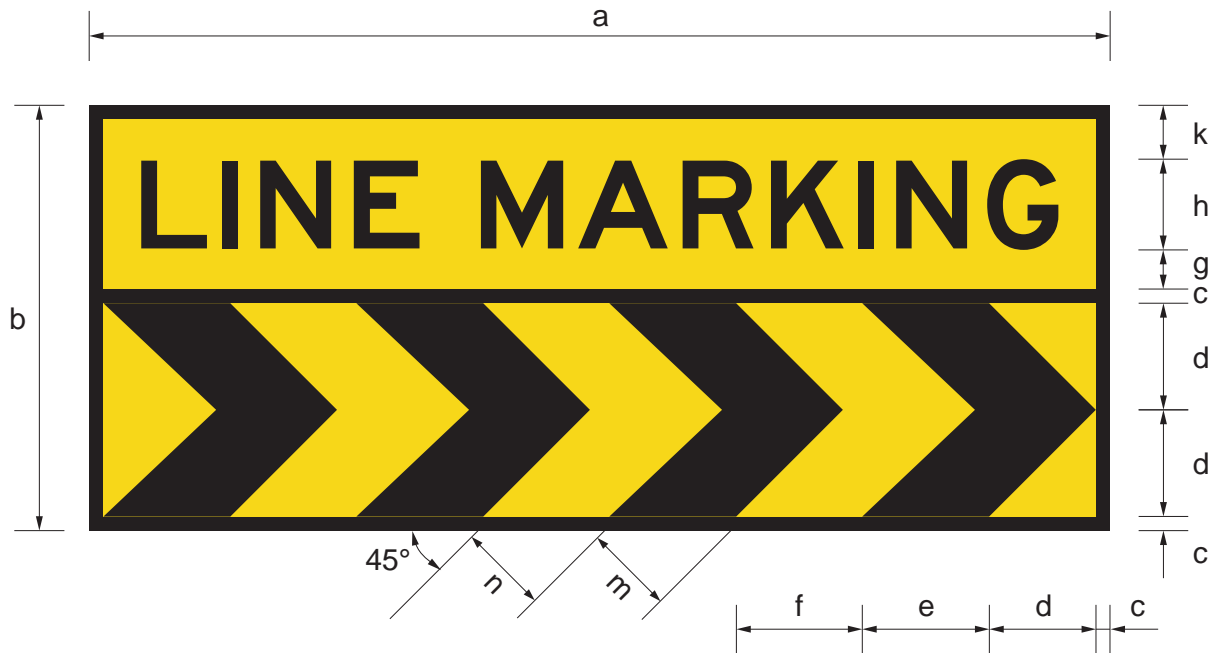
Designed
RH 10/02

Checked
KB 10/02

Scale
Not to Scale

R King
PRINCIPAL ENGINEER
(Traffic Engineering)

A	B			
---	---	--	--	--



	a	b	c	d	e	f	g	h	k	m	n
A	1200	600	20	155	145	142	55	120E	75	102	103
B	1800	750	25	188	224	222	69	160E	95	158	157

Colour Legend



Black



Retroreflective yellow



**Queensland
Government**

**TEMPORARY SIGN
"LINE MARKING"**

Department of Transport and Main Roads
Infrastructure Management & Delivery Division

APPROVED AS OFFICIAL TRAFFIC SIGN

16/08/13
Date

T6-Q06(R)
Page 2 of 2

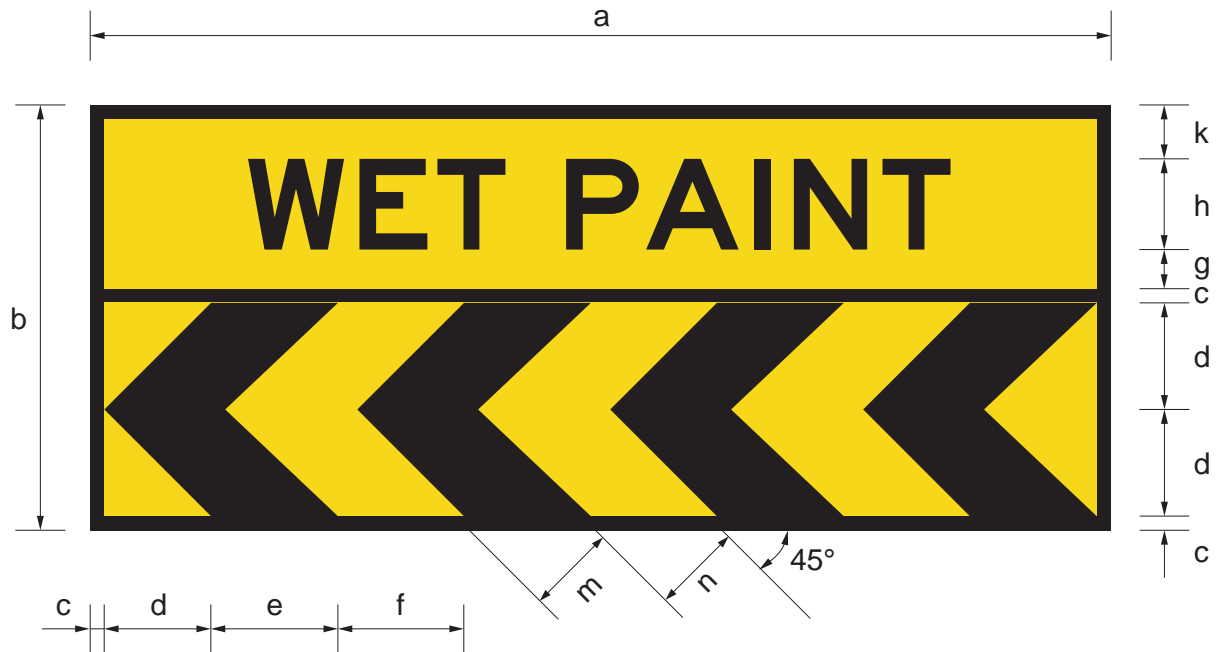
Designed
RH 10/02

Checked
KB 10/02

Scale
Not to Scale

R King
PRINCIPAL ENGINEER
(Traffic Engineering)

A	B			
---	---	--	--	--



	a	b	c	d	e	f	g	h	k	m	n
A	1200	600	20	155	145	142	55	120E	75	102	103
B	1800	750	25	188	224	222	69	160E	95	158	157

Colour Legend

- Black
- Retroreflective yellow

Notes:

1. Specify chevron left or right (L or R).
2. For use on intermediate vehicles - "LINE MARKING" (T6-Q06) is required on leading and trailing vehicles.
3. When vehicle is equipped with an illuminated flashing arrow sign the chevron is not required and "WET PAINT" only sign can be used as an alternative. This also applies to "LINE MARKING" (T6-Q07) at the dimension above.



**Queensland
Government**

**TEMPORARY SIGN
"WET PAINT"**

Department of Transport and Main Roads
Infrastructure Management & Delivery Division

APPROVED AS OFFICIAL TRAFFIC SIGN

11/07/16
Date

T6-Q08(L)
Page 1 of 2

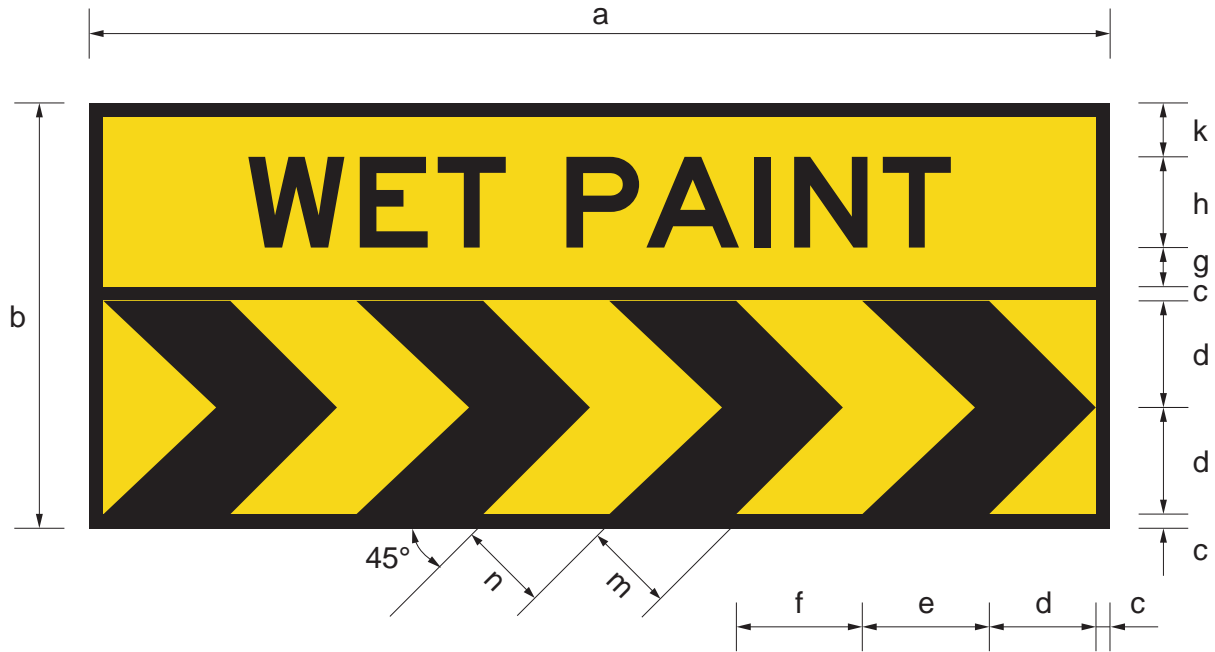
Designed
RH 05/03

Checked
KB 05/03

Scale
Not to Scale

R King
PRINCIPAL ENGINEER
(Traffic Engineering)

A	B	C		
---	---	---	--	--



	a	b	c	d	e	f	g	h	k	m	n
A	1200	600	20	155	145	142	55	120E	75	102	103
B	1800	750	25	188	224	222	69	160E	95	158	157

Colour Legend

- Black
- Retroreflective yellow

Notes:

1. Specify chevron left or right (L or R).
2. For use on intermediate vehicles - "LINE MARKING" (T6-Q06) is required on leading and trailing vehicles.
3. When vehicle is equipped with an illuminated flashing arrow sign the chevron is not required and "WET PAINT" only sign can be used as an alternative. This also applies to "LINE MARKING" (T6-Q07) at the dimension above.



**Queensland
Government**

**TEMPORARY SIGN
"WET PAINT"**

Department of Transport and Main Roads
Infrastructure Management & Delivery Division

APPROVED AS OFFICIAL TRAFFIC SIGN

11/07/16
Date

T6-Q08(R)
Page 2 of 2

Designed
RH 05/03

Checked
KB 05/03

Scale
Not to Scale

R King
PRINCIPAL ENGINEER
(Traffic Engineering)

A	B	C		
---	---	---	--	--



	a	b	c	d	e	f	g	h	r
SIZE A	1000	350	5	15	45	80C	50	80D	25
SIZE B	1200	500	10	30	90	100C	60	100D	50

Colour Legend

- Retroreflective white
- Retroreflective yellow
- Black

Notes

1. This vehicle mounted sign is to be installed on pilot vehicles in use at road work sites.
2. This sign should be used with T1-Q13.



**Queensland
Government**

**INFORMATION SIGN
"PILOT VEHICLE
DO NOT OVERTAKE"**

Department of Transport and Main Roads
Infrastructure Management & Delivery Division

APPROVED AS OFFICIAL TRAFFIC SIGN

T6-Q09

Designed
TV 9/13

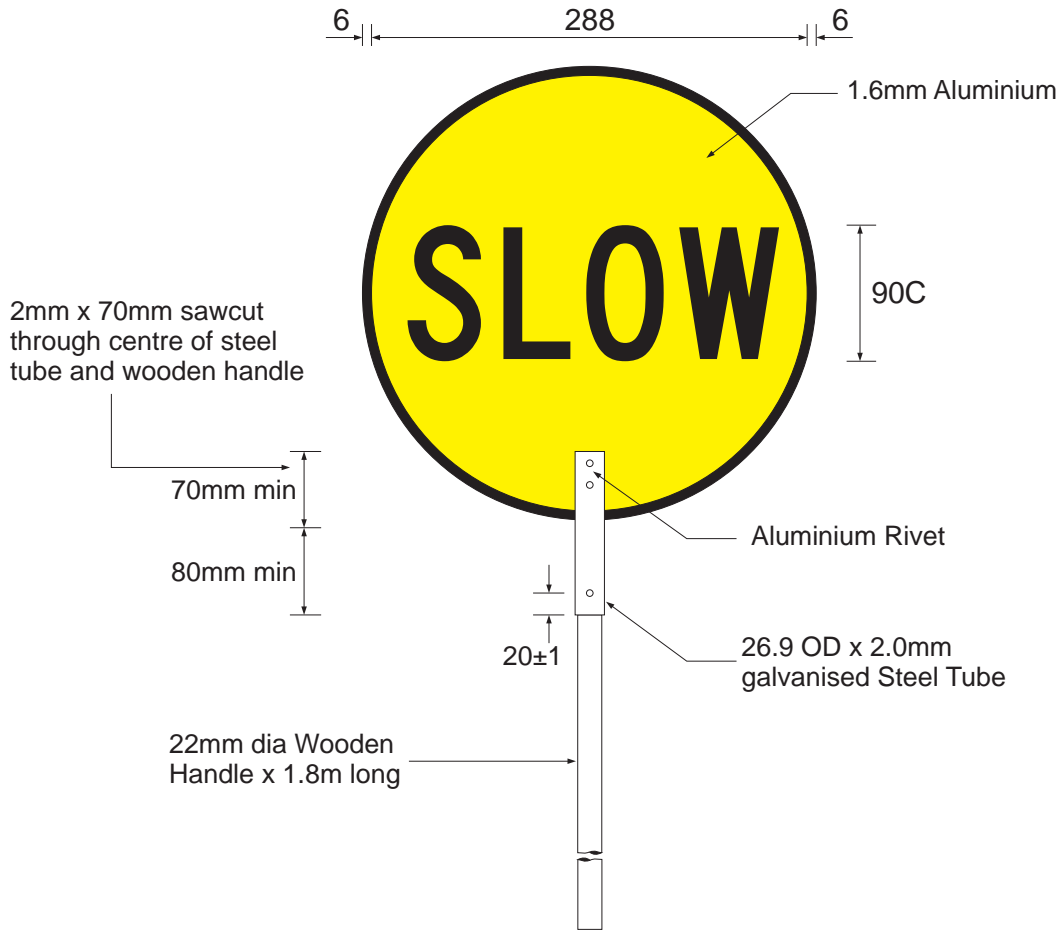
Checked
DJ 9/13

Scale
Not to Scale

R King
PRINCIPAL ENGINEER
(Traffic Engineering)

11/07/16
Date

A	B			
---	---	--	--	--



Colour Legend

- Retroreflective yellow
- Black

Notes:

1. Wooden handle to extend to top of steel tube.
2. For other side of sign on STOP/SLOW banner, refer R6-Q02.
3. Tube, handle and rivets to be smooth and free of sharp edges.



**Queensland
Government**

**REGULATORY SIGN
"STOP/SLOW HAND BANNER"
(SMALL)**

Department of Transport and Main Roads
Infrastructure Management & Delivery Division

APPROVED AS OFFICIAL TRAFFIC SIGN

16/06/16
Date

T7-1-Q01

Designed
TV 6/16

Checked
DJ 6/16

Scale
Not to Scale

R King
PRINCIPAL ENGINEER
(Traffic Engineering)

A				
---	--	--	--	--



Notes

1. This sign should be used where the route for pedestrians across incomplete works could be hazardous because of roughness, level differences, or loose or other surface material.
2. Pedestrians (arrow) T8-2 may be used in conjunction with this sign.
3. For a single sign option incorporating (arrow) PEDESTRIANS refer to T8-1-Q02.
4. Where a smaller size may be preferred, refer to standard sign T8-1.

Colour Legend

- Retroreflective yellow
- Black



**Queensland
Government**

TEMPORARY SIGN

“PEDESTRIANS WATCH YOUR STEP”

Department of Transport and Main Roads
Infrastructure Management & Delivery Division

APPROVED AS OFFICIAL TRAFFIC SIGN

T8-1-Q01

Designed
TV 01/16

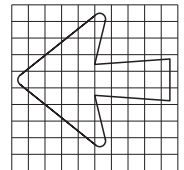
Checked
DJ 01/16

Scale
Not to Scale

R King
PRINCIPAL ENGINEER
(Traffic Engineering)

11/07/16
Date

A	B			
---	---	--	--	--



Colour Legend

- Retroreflective yellow
- Black

Notes

1. This sign should be used where the route for pedestrians across incomplete works could be hazardous because of roughness, level differences, or loose or other surface material and where it is necessary to direct pedestrians via particular path.
2. Use left or right option as appropriate.
3. Where separated use with a T8-2 may be required, refer to standard sign T8-1 and T8-1-Q01 as appropriate.



**Queensland
Government**

**TEMPORARY SIGN
"PEDESTRIANS
WATCH YOUR STEP"**

Department of Transport and Main Roads
Infrastructure Management & Delivery Division

APPROVED AS OFFICIAL TRAFFIC SIGN

T8-1-Q02

Designed
TV 01/16

Checked
DJ 01/16

Scale
Not to Scale

R King
PRINCIPAL ENGINEER
(Traffic Engineering)

11/07/16
Date

A	B			
---	---	--	--	--



Colour Legend

- Retroreflective yellow
- Black

Notes

1. This sign shall be used where works make it necessary to deny use of the footpath on one side of the road.
2. Pedestrians (arrow) T8-2 shall be used in conjunction with this sign.
3. For a single sign option incorporating (arrow) PEDESTRIANS refer to T8-3-Q02.
4. Where a smaller size may be preferred, refer to standard sign T8-3.



**Queensland
Government**

**TEMPORARY SIGN
"USE OTHER FOOTPATH"**

Department of Transport and Main Roads
Infrastructure Management & Delivery Division

APPROVED AS OFFICIAL TRAFFIC SIGN

T8-3-Q01

Designed
TV 01/16

Checked
DJ 01/16

Scale
Not to Scale

R King
.....
PRINCIPAL ENGINEER
(Traffic Engineering)

11/07/16
Date

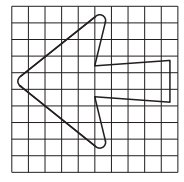
A	B			
---	---	--	--	--



T8-3-Q02R



T8-3-Q02L



Colour Legend

- Retroreflective yellow
- Black

Notes

1. This sign shall be used where works make it necessary to deny use of the footpath on one side of the road and where it is necessary to direct pedestrians via particular path.
2. Use left or right option as appropriate.
3. Where separated use with a T8-2 may be required, refer to standard sign T8-3 and T8-3-Q01 as appropriate.



**Queensland
Government**

**TEMPORARY SIGN
"PEDESTRIANS
USE OTHER FOOTPATH"**

Department of Transport and Main Roads
Infrastructure Management & Delivery Division

APPROVED AS OFFICIAL TRAFFIC SIGN

Designed
TV 01/16

Checked
DJ 01/16

Scale
Not to Scale

R King
.....
PRINCIPAL ENGINEER
(Traffic Engineering)

11/07/16
Date

T8-3-Q02

A	B			
---	---	--	--	--



	a	b	c	d	e	f
SIZE A	900	600	25	130	120D	100
SIZE B	1200	600	25	110	140D	100

Colour Legend

- Retroreflective white
- Black

Notes

1. This sign shall be used at a footpath which is not in use and shall be used with barriers / fencing.
2. For bikeway closures refer to T8-4-Q02.



**Queensland
Government**

**TEMPORARY SIGN
"FOOTPATH CLOSED"**

Department of Transport and Main Roads
Infrastructure Management & Delivery Division

APPROVED AS OFFICIAL TRAFFIC SIGN

T8-4-Q01

Designed
TV 01/16

Checked
DJ 01/16

Scale
Not to Scale

R King
PRINCIPAL ENGINEER
(Traffic Engineering)

11/07/16
Date

A	B			
---	---	--	--	--



	a	b	c	d	e	f
SIZE A	900	600	25	130	120DN	100
SIZE B	1200	600	25	110	140DN	100

Colour Legend

- Retroreflective white
- Black

Notes

1. This sign shall be used at a bike path which is not in use and shall be used with barriers / fencing.
2. For footpath closures refer to T8-4-Q01.



**Queensland
Government**

TEMPORARY SIGN "BIKEWAY CLOSED"

Department of Transport and Main Roads
Infrastructure Management & Delivery Division

APPROVED AS OFFICIAL TRAFFIC SIGN

11/07/16
Date

T8-4-Q02

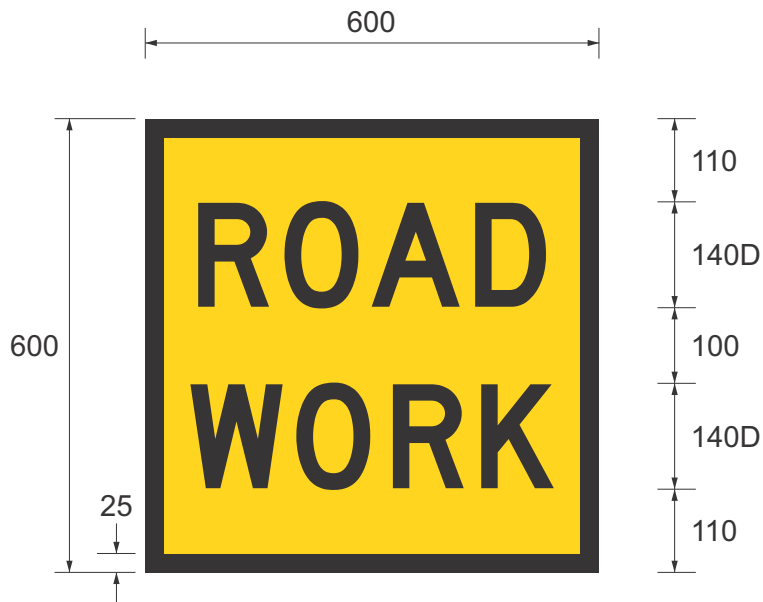
Designed
TV 01/16

Checked
DJ 01/16

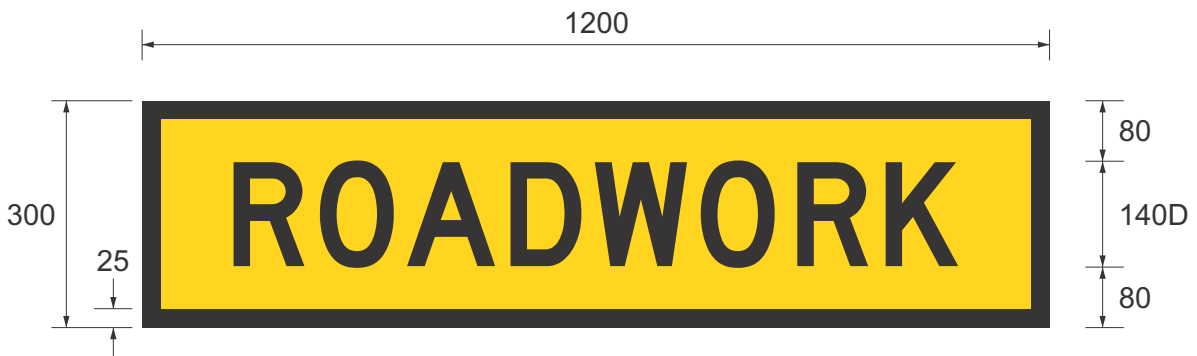
Scale
Not to Scale

R King
.....
PRINCIPAL ENGINEER
(Traffic Engineering)

A	B			
---	---	--	--	--



TM1-5-Q01A



TM1-5-Q01B

Colour Legend

- Retroreflective yellow
- Black



**Queensland
Government**

**MULTI-MESSAGE SIGN PLATE
"ROAD WORK"**

Department of Transport and Main Roads
Infrastructure Management & Delivery Division

APPROVED AS OFFICIAL TRAFFIC SIGN

26/11/21
Date

TM1-5-Q01

Designed
RH 11/21

Checked
DJ 11/21

Scale
Not to Scale

R. King
PRINCIPAL ENGINEER
(Traffic Engineering)

A				
---	--	--	--	--



Colour Legend



Black



Retroreflective yellow



**Queensland
Government**

MULTI-MESSAGE SIGN PLATE
“PLANT AHEAD”

Department of Transport and Main Roads
Infrastructure Management & Delivery Division

APPROVED AS OFFICIAL TRAFFIC SIGN

26/11/21
Date

TM1-27-Q01

Designed
RH 11/21

Checked
DJ 11/21

Scale
Not to Scale


PRINCIPAL ENGINEER
(Traffic Engineering)

A				
---	--	--	--	--



Colour Legend

- Black (legend)
- Fluorescent orange (background)



**Queensland
Government**

MULTI-MESSAGE SIGN PLATE
“SURVEYORS AHEAD”

Department of Transport and Main Roads
Infrastructure Management & Delivery Division

APPROVED AS OFFICIAL TRAFFIC SIGN

TM1-37-Q01

Designed
RH 05/21

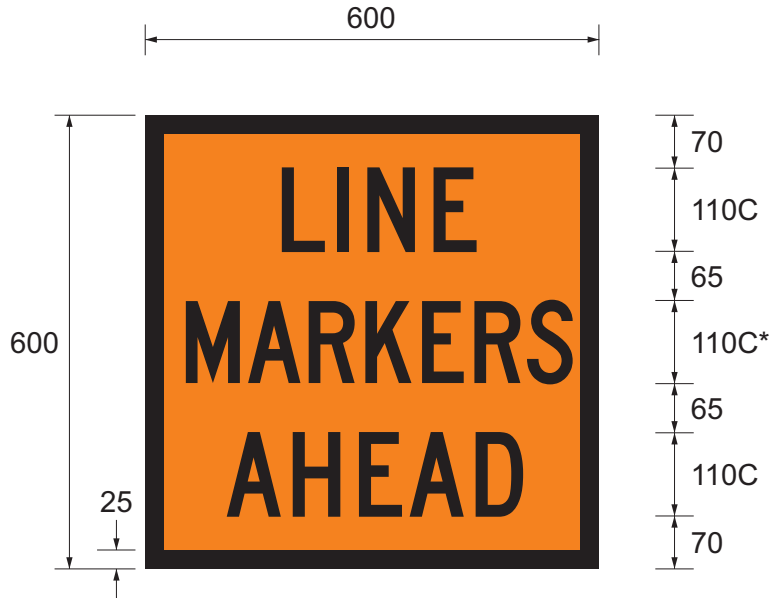
Checked
DJ 05/21

Scale

R King
PRINCIPAL ENGINEER
(Traffic Engineering)

18/05/21
Date

A				
---	--	--	--	--



Note: * Reduce character spacing by 10%.

Colour Legend

- Black (legend and border)
- Fluorescent retroreflective orange (background)



**Queensland
Government**

MULTI-MESSAGE SIGN PLATE

“LINE MARKERS AHEAD”

Department of Transport and Main Roads
Infrastructure Management & Delivery Division

APPROVED AS OFFICIAL TRAFFIC SIGN

TM1-40-Q01_1

Designed
RH 05/21

Checked
DJ 05/21

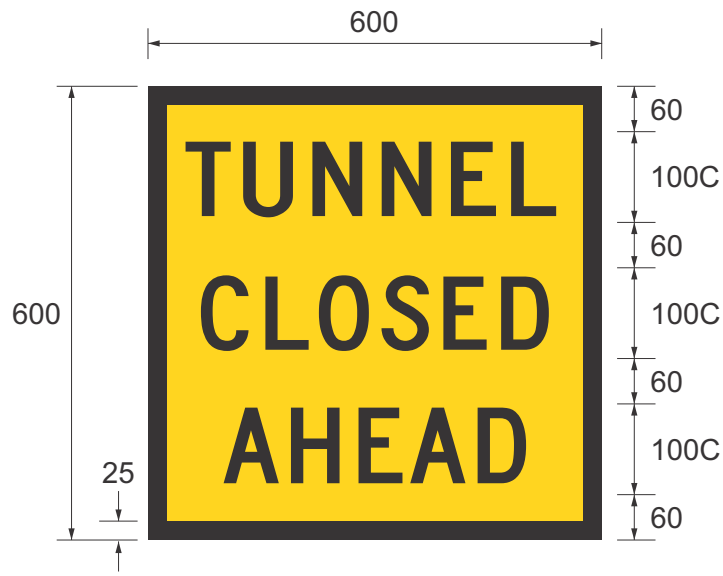
Scale
Not to Scale

R King
PRINCIPAL ENGINEER
(Traffic Engineering)

18/05/21
Date

Page 1 of 2

A				
---	--	--	--	--



TM1-43-Q01A



TM1-43-Q01C

Colour Legend

- Retroreflective yellow
- Black

Note: This sign may be used as part of a multi-message sign where a tunnel has been closed and traffic is required to use alternate routes.



**Queensland
Government**

**MULTI MESSAGE SIGN PLATE
"TUNNEL CLOSED AHEAD"**

Department of Transport and Main Roads
Infrastructure Management & Delivery Division

APPROVED AS OFFICIAL TRAFFIC SIGN

17/05/24
Date

TM1-43-Q01

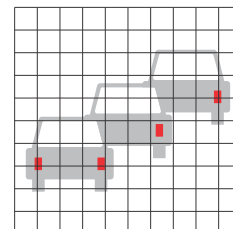
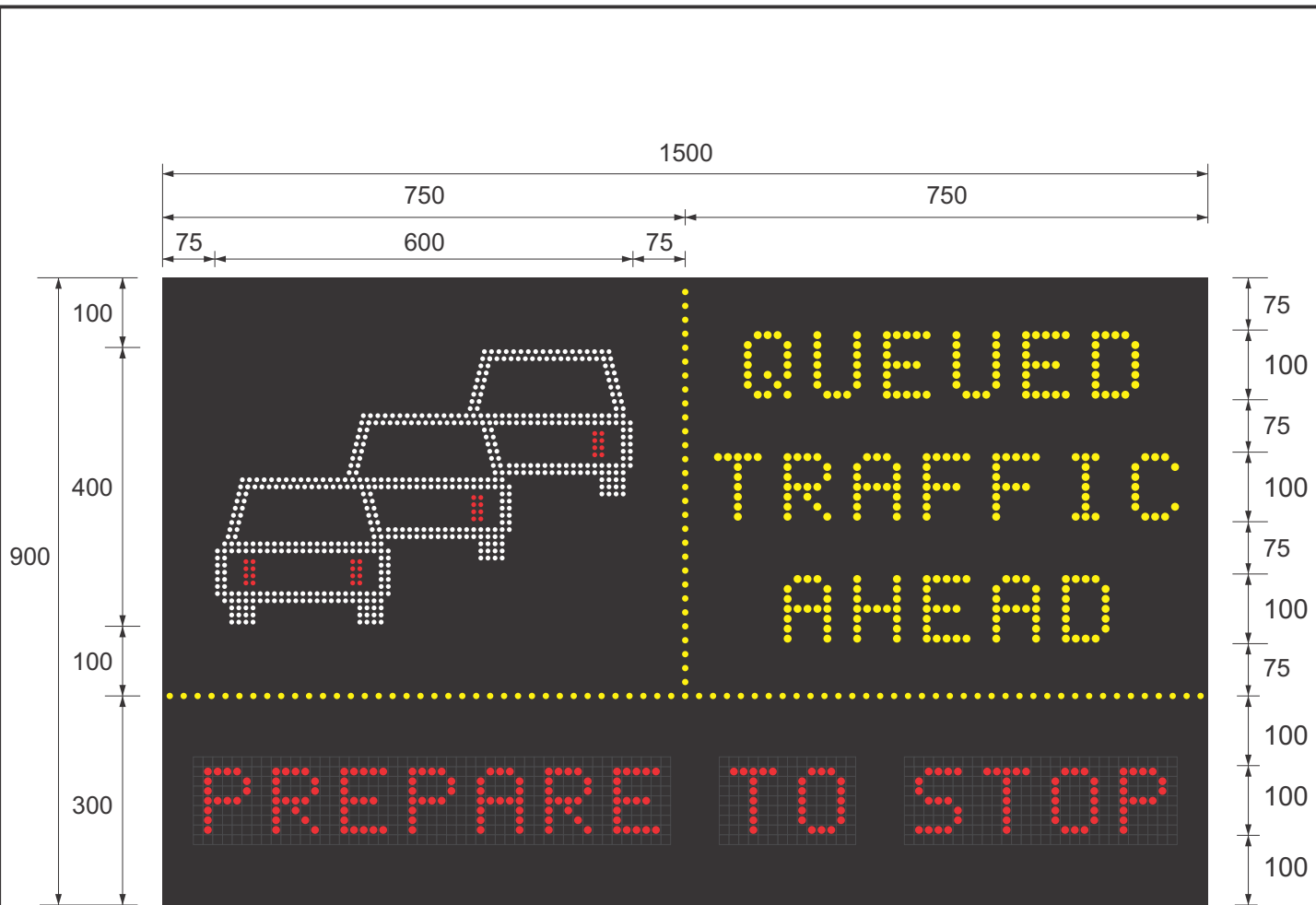
Designed
RH 05/24

Checked
DJ 05/24

Scale
Not to Scale

PRINCIPAL ENGINEER
(Traffic Engineering Practice)

A			
---	--	--	--



Colour Legend

- White LED
- Red LED
- Yellow LED
- Black (Background)

Notes

1. This sign is used in advance of roadworks to warn of the potential of queued traffic at roadworks.
2. LED details are indicative only and should be developed in accordance with standard display requirements in AS4852.
3. Electronic display sizes are indicative minimums only and this image may be reproduced on a larger VMS.
4. For MRTS specifications contact the technical publications team by emailing: mr.techdocs@tmr.qld.gov.au



**Queensland
Government**

**ENHANCED WARNING SIGN
“QUEUED TRAFFIC AHEAD”
“PREPARE TO STOP”**

Department of Transport and Main Roads
Infrastructure Management & Delivery Division

APPROVED AS OFFICIAL TRAFFIC SIGN

Allen
PRINCIPAL ENGINEER
(Traffic Engineering Practice)

08/08/24
Date

TM1-46-Q01_1
Page 1 of 3

Designed
TV 06/16

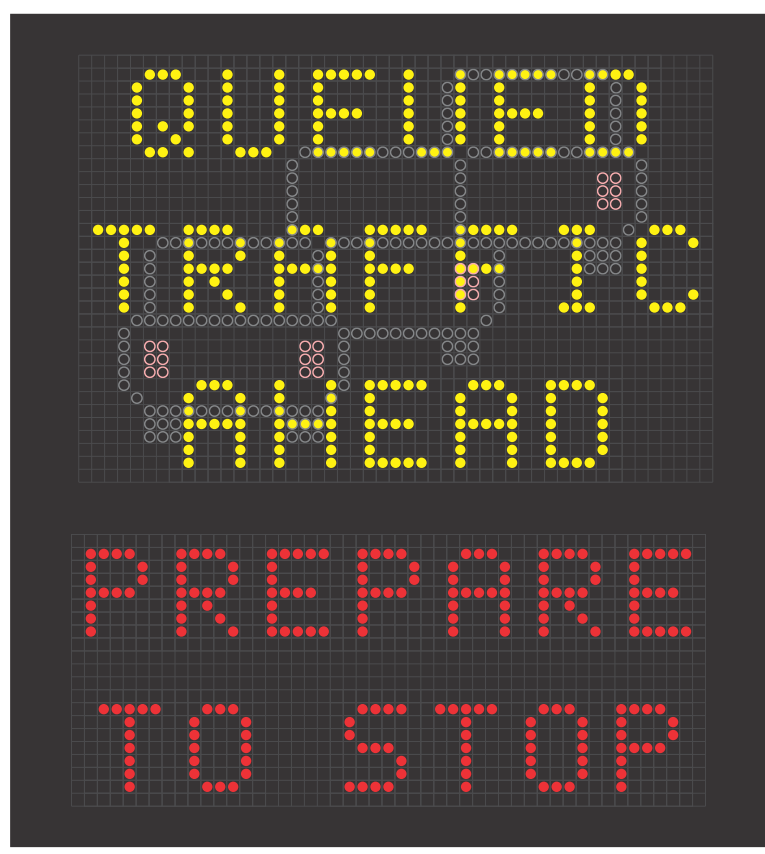
Checked
DJ 08/24

Scale
Not to Scale

A	B	C		
---	---	---	--	--

1000

1100



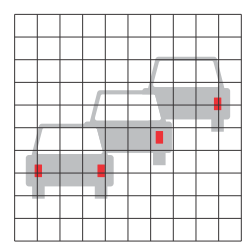
70
120(7 units)
5 units
120(7 units)
5 units
120(7 units)
6 units
120(7 units)
5 units
120(7 units)
70







Frame 1



Frame 2



Colour Legend

-  White LED
-  Red LED
-  Yellow LED
-  Black (Background)

Notes

1. This sign is used in advance of roadworks to warn of the potential of queued traffic at roadworks.
2. LED details are indicative only and should be developed in accordance with standard display requirements in AS4852.
3. The QUEUED TRAFFIC AHEAD message and the vehicle symbol to alternate.
4. Electronic display sizes are indicative minimums only and this image may be reproduced on a larger VMS.
5. For MRTS specifications contact the technical publications team by emailing: mr.techdocs@tmr.qld.gov.au



**Queensland
Government**

**ENHANCED WARNING SIGN
"QUEUED TRAFFIC AHEAD"
"PREPARE TO STOP"**

Department of Transport and Main Roads
Infrastructure Management & Delivery Division

APPROVED AS OFFICIAL TRAFFIC SIGN

Allen
PRINCIPAL ENGINEER
(Traffic Engineering Practice)

08/08/24
Date

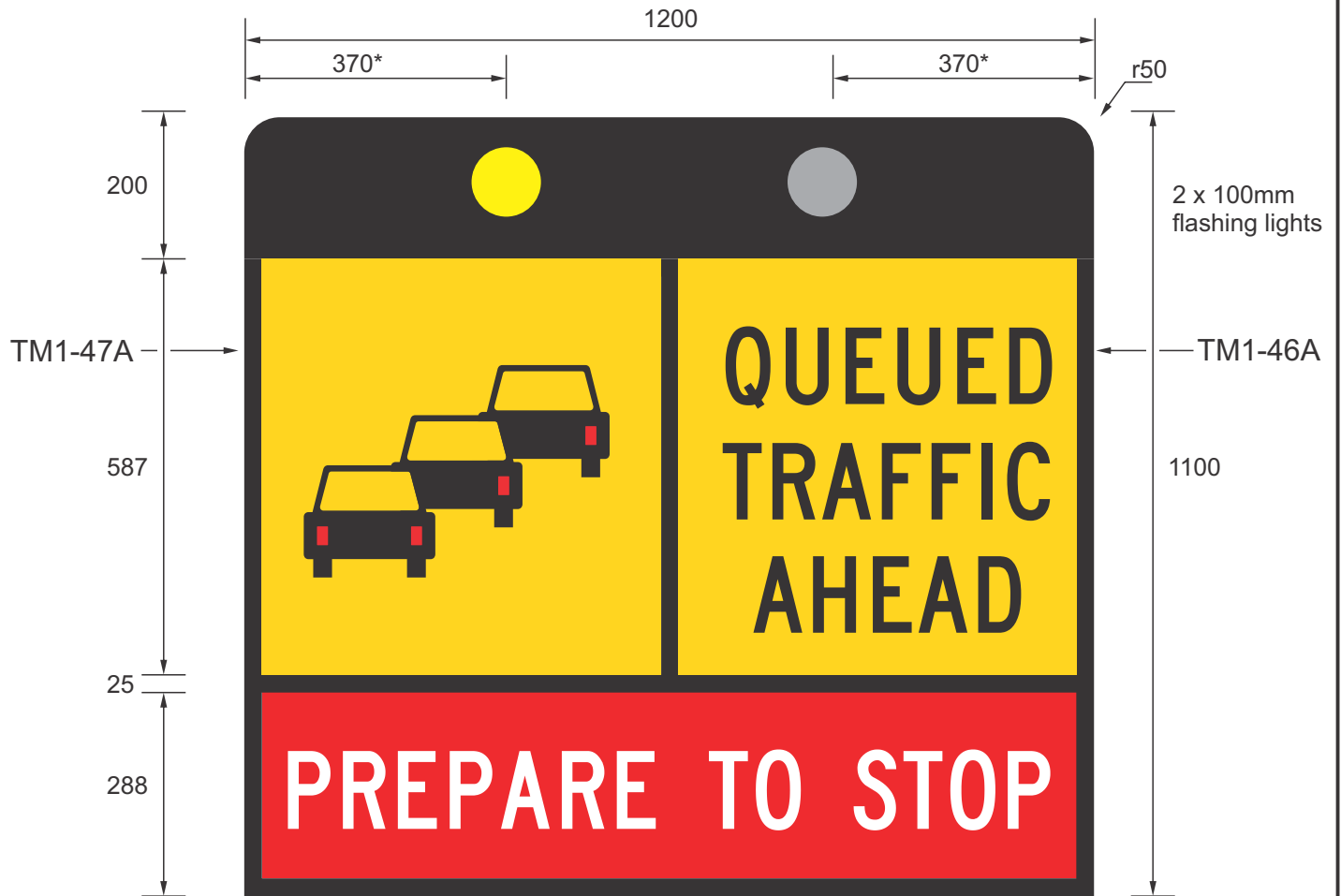
TM1-46-Q01_2
Page 2 of 3

Designed
TV 06/16

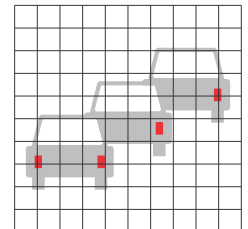
Checked
DJ 08/24

Scale
Not to Scale

A	B	C		
---	---	---	--	--



TM1-18B



Colour Legend

- Retroreflective white
- Retroreflective red
- Retroreflective yellow
- Black

Notes

1. This sign is used in advance of roadworks to warn of the potential of queued traffic at roadworks.
2. For MRTS specifications contact the technical publications team by emailing: mr.techdocs@tmr.qld.gov.au



**Queensland
Government**

**ENHANCED WARNING SIGN
“QUEUED TRAFFIC AHEAD”
“PREPARE TO STOP”**

Department of Transport and Main Roads
Infrastructure Management & Delivery Division

APPROVED AS OFFICIAL TRAFFIC SIGN

08/08/24
Date

TM1-46-Q01_3
Page 3 of 3

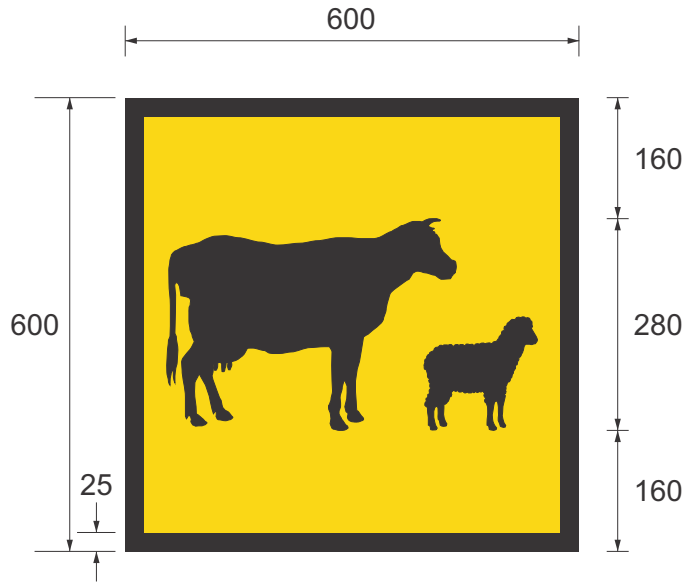
Designed
TV 06/16

Checked
DJ 08/24

Scale
Not to Scale

Allen
PRINCIPAL ENGINEER
(Traffic Engineering Practice)

A	B	C		
---	---	---	--	--



Example use

Colour Legend

- Retroreflective yellow
- Black

Notes:

1. This multi message sign may be used in conjunction with TM1-50-Q01_3, to temporarily warn of wandering animals. See example.
2. For a more appropriate alternative wandering animal symbol option, refer to page 2.
3. Where a temporary “boxed edge” type sign option is preferable or more convenient to that of a multi-message option, refer to TC2084.



**Queensland
Government**

MULTI MESSAGE SIGN PLATE

“WANDERING ANIMALS - SYMBOL (COW-SHEEP)”

Department of Transport and Main Roads
Infrastructure Management & Delivery Division

APPROVED AS OFFICIAL TRAFFIC SIGN

20/02/23
Date

TM1-50-Q01

1

Page 1 of 3

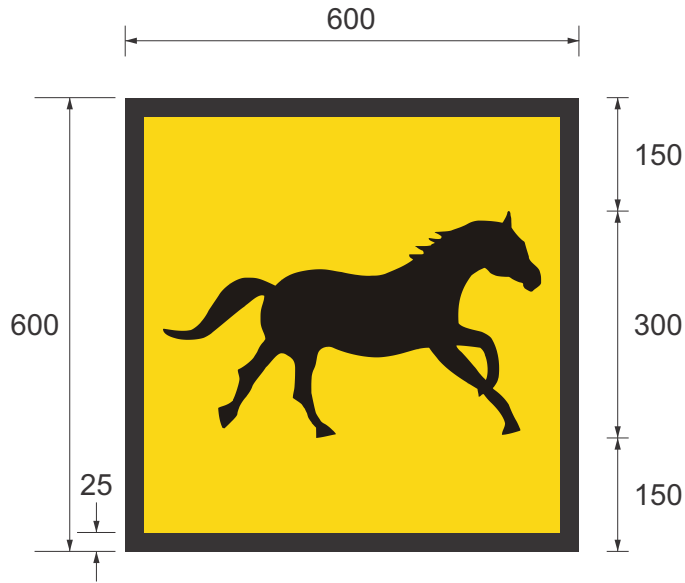
Designed
RH 08/21

Checked
JP 02/23

Scale
Not to Scale

PRINCIPAL ENGINEER
(Traffic Engineering Practice)

A	B			
---	---	--	--	--



Example use

Colour Legend

- Retroreflective yellow
- Black

Notes:

1. This multi message sign may be used in conjunction with TM1-50-Q01_3, to temporarily warn of wandering animals. See example.
2. For a more appropriate alternative wandering animal symbol option, refer to page 1.
3. Where a temporary “boxed edge” type sign option is preferable or more convenient to that of a multi-message option, refer to TC2084.



**Queensland
Government**

MULTI MESSAGE SIGN PLATE

“WANDERING ANIMALS - SYMBOL (HORSE)”

Department of Transport and Main Roads
Infrastructure Management & Delivery Division

APPROVED AS OFFICIAL TRAFFIC SIGN

TM1-50-Q01

20/02/23
Date

2

Page 2 of 3

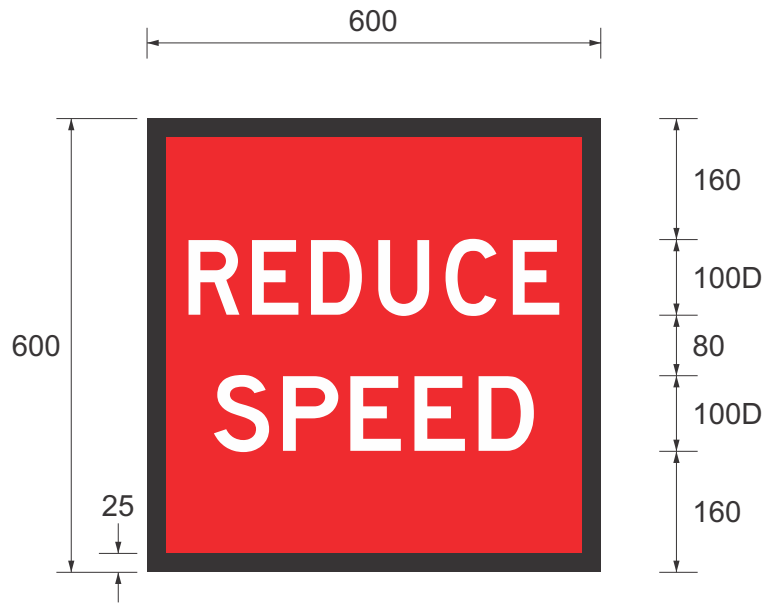
Designed
RH 08/21

Checked
JP 02/23

Scale
Not to Scale

PRINCIPAL ENGINEER
(Traffic Engineering Practice)

A	B			
---	---	--	--	--



TM1-Q01A



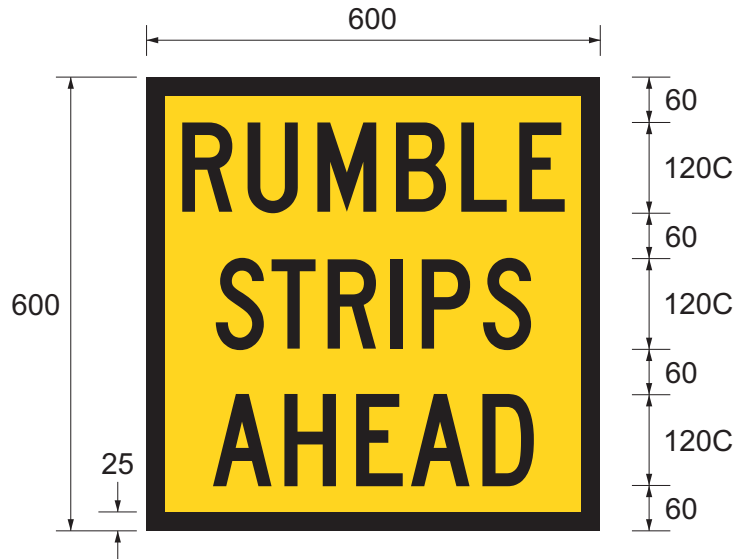
TM1-Q01B

Colour Legend

- Black
- Retroreflective white
- Retroreflective red

Note: For use of this sign, please refer to Queensland MUTCD Part 3.

Queensland Government			MULTI-MESSAGE SIGN PLATE “REDUCE SPEED”						
Department of Transport and Main Roads Infrastructure Management & Delivery Division			<u>APPROVED AS OFFICIAL TRAFFIC SIGN</u> 20/08/24 Date		TM1-Q01				
Designed RH 02/21	Checked RN 08/24	Scale Not to Scale	PRINCIPAL ENGINEER (Traffic Engineering Practice)		<table border="1" style="width: 100%; border-collapse: collapse;"> <tr> <td style="width: 25px; text-align: center;">A</td> <td style="width: 25px; text-align: center;">B</td> <td style="width: 25px; text-align: center;">C</td> <td style="width: 25px;"></td> </tr> </table>	A	B	C	
A	B	C							



Colour Legend

- Retroreflective yellow
- Black

Notes:

1. This sign may be used as part of a multi-message sign where temporary rumble strips have been placed ahead to make drivers aware of roadworks.
2. For standard sign option refer to T1-Q18.



**Queensland
Government**

**MULTI-MESSAGE SIGN PLATE
"RUMBLE STRIPS AHEAD"**

Department of Transport and Main Roads
Infrastructure Management & Delivery Division

APPROVED AS OFFICIAL TRAFFIC SIGN

Designed
RH 05/21

Checked
DJ 05/21

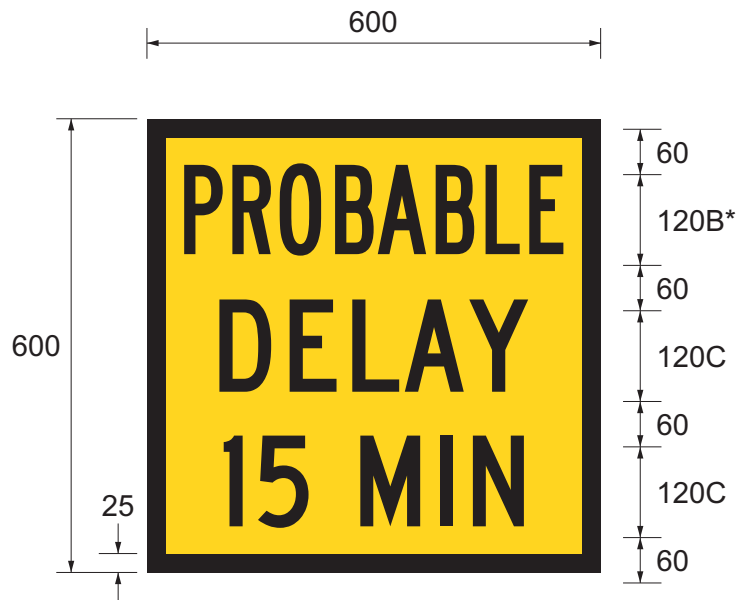
Scale
Not to Scale

R King
PRINCIPAL ENGINEER
(Traffic Engineering)

19/05/21
Date

TM1-Q02

A				
---	--	--	--	--



Note: * Reduce character spacing by 10%.

Colour Legend

- Black
- Retroreflective yellow



**Queensland
Government**

MULTI-MESSAGE SIGN PLATE

“PROBABLE DELAY 15 MIN”

Department of Transport and Main Roads
Infrastructure Management & Delivery Division

APPROVED AS OFFICIAL TRAFFIC SIGN

19/05/21
Date

TM1-Q03

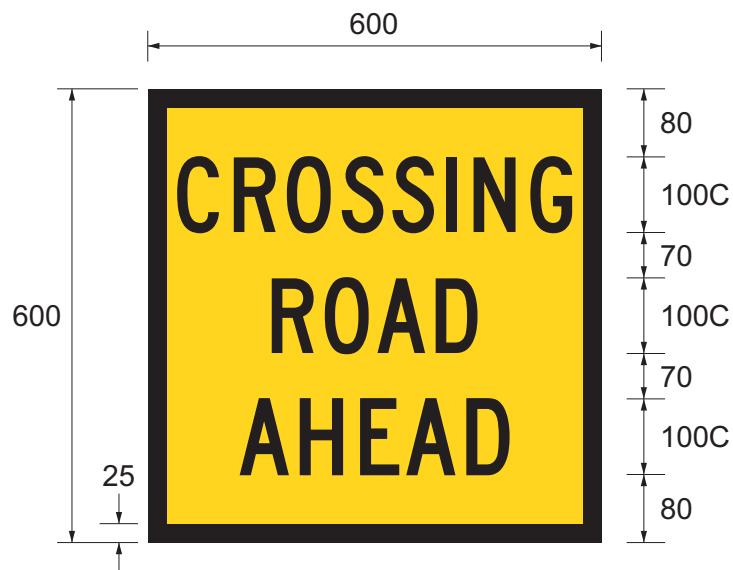
Designed
RH 05/21

Checked
D.J.05/21..

Scale
Not to Scale

R King
PRINCIPAL ENGINEER
(Traffic Engineering)

A				
---	--	--	--	--



Example

Colour Legend

- Black
- Retroreflective yellow

Notes:

1. This multi message warning signs is utilised in accordance with the relevant National Heavy Vehicle Regulator (NHVR) Agricultural Machine Notice guidelines.
2. This sign should only be used in conjunction with "Oversized Vehicle" sign and "PREPARE TO STOP" sign. See example.



**Queensland
Government**

**MULTI MESSAGE SIGN
"CROSSING ROAD AHEAD"**

Department of Transport and Main Roads
Infrastructure Management & Delivery Division

APPROVED AS OFFICIAL TRAFFIC SIGN

20/05/21
Date

TM1-Q04


Designed
RH 05/21

Checked
DJ 05/21

Scale
Not to Scale




R King
PRINCIPAL ENGINEER
(Traffic Engineering)

A				
---	--	--	--	--



Examples

Colour Legend

-  Retroreflective blue (legend)
-  Retroreflective white (background)
-  Black (border)

Note: TM1-Q05 is to be used in conjunction with either "Signal Not Operating" TM2-48A or "WORKERS" TM1-5A and "SIGNAL UNDER REPAIR" TM2-50-Q01 as a temporary warning that police are in control of an intersection while traffic signals were being repaired. See examples.



Queensland
Government

MULTI-MESSAGE SIGN
POLICE CONTROL AHEAD

Department of Transport and Main Roads
Infrastructure Management & Delivery Division

APPROVED AS OFFICIAL TRAFFIC SIGN


PRINCIPAL ENGINEER
(Traffic Engineering)

19/11/21
Date

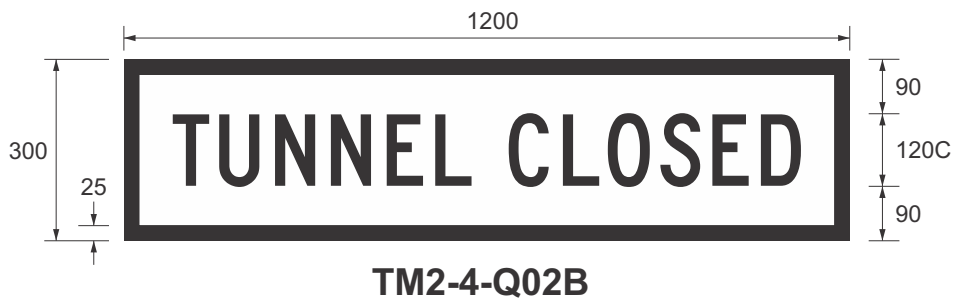
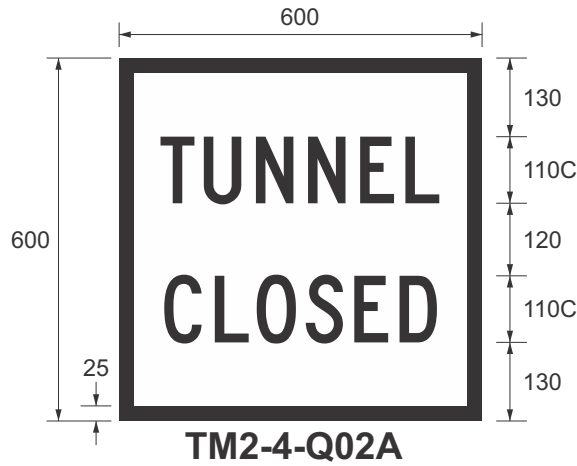
TM1-Q05

Designed
RH 08/21

Checked
DJ 11/21

Scale
Not to Scale

A	B			
---	---	--	--	--



Colour Legend

- Retroreflective white
- Black



**Queensland
Government**

**MULTI-MESSAGE SIGN PLATE
"TUNNEL CLOSED"**

Department of Transport and Main Roads
Infrastructure Management & Delivery Division

APPROVED AS OFFICIAL TRAFFIC SIGN

[Signature]
PRINCIPAL ENGINEER
(Traffic Engineering Practice)

17/05/24
Date

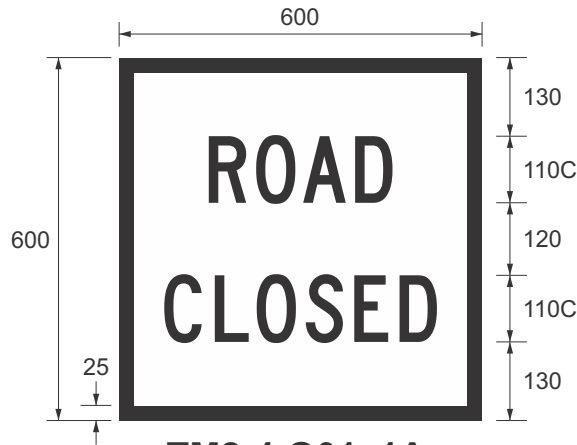
TM2-4-Q02

Designed
RH 05/24

Checked
DJ 05/24

Scale
Not to Scale

A				
---	--	--	--	--



TM2-4-Q01_1A



TM2-4-Q01_1B



TM2-4-Q01_1C

Colour Legend



Black



Retroreflective white

Note: For working examples refer to page 2.



**Queensland
Government**

**MULTI-MESSAGE SIGN PLATE
"ROAD CLOSED"**

Department of Transport and Main Roads
Infrastructure Management & Delivery Division

APPROVED AS OFFICIAL TRAFFIC SIGN

Designed
RH 04/18

Checked
DJ 04/21

Scale
Not to Scale

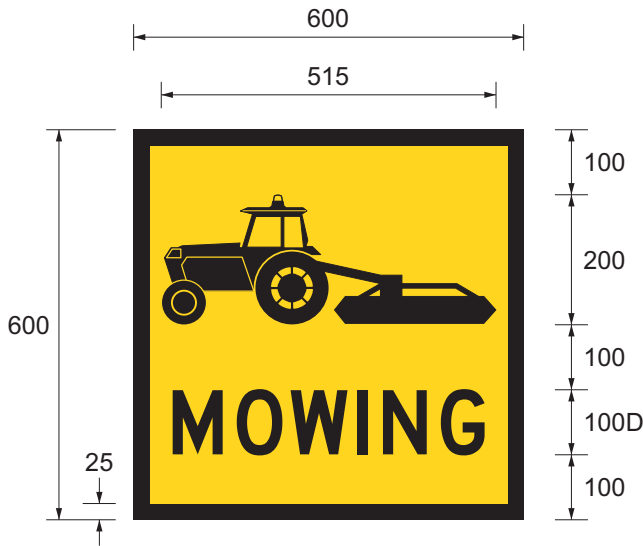
[Signature]
PRINCIPAL ENGINEER
(Traffic Engineering)

27/04/21
Date

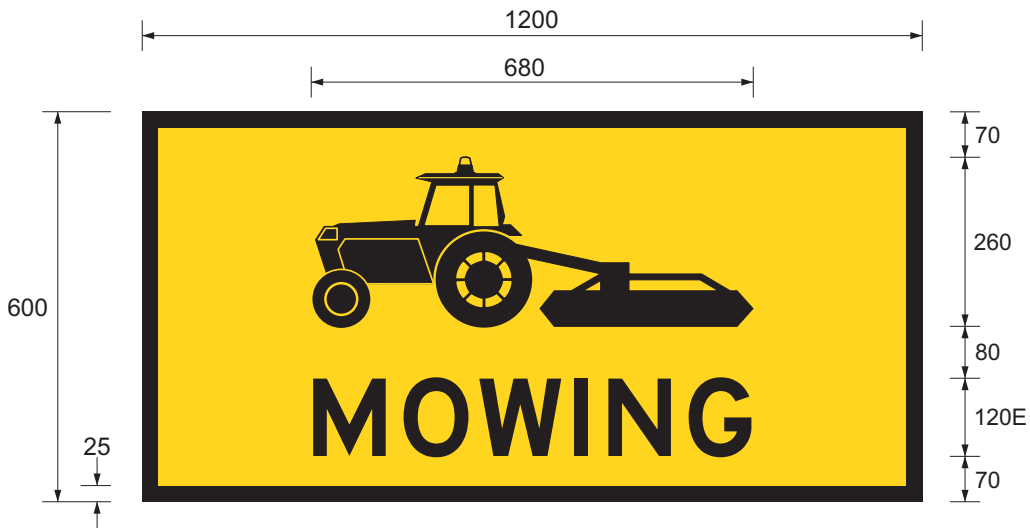
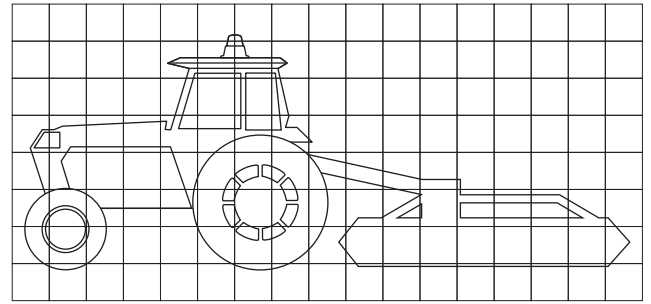
TM2-4-Q01_1

Page 1 of 2

A				
---	--	--	--	--



TM2-30-Q01A



TM2-30-Q01C

Colour Legend

- Black
- Retroreflective yellow

TM1-28A



TM1-28B

Examples



Queensland
Government

MULTI-MESSAGE SIGN PLATE
"TRACTOR/SLASHER MOWING"

Department of Transport and Main Roads
Infrastructure Management & Delivery Division

APPROVED AS OFFICIAL TRAFFIC SIGN


PRINCIPAL ENGINEER
(Traffic Engineering Practice)

22/12/22
Date

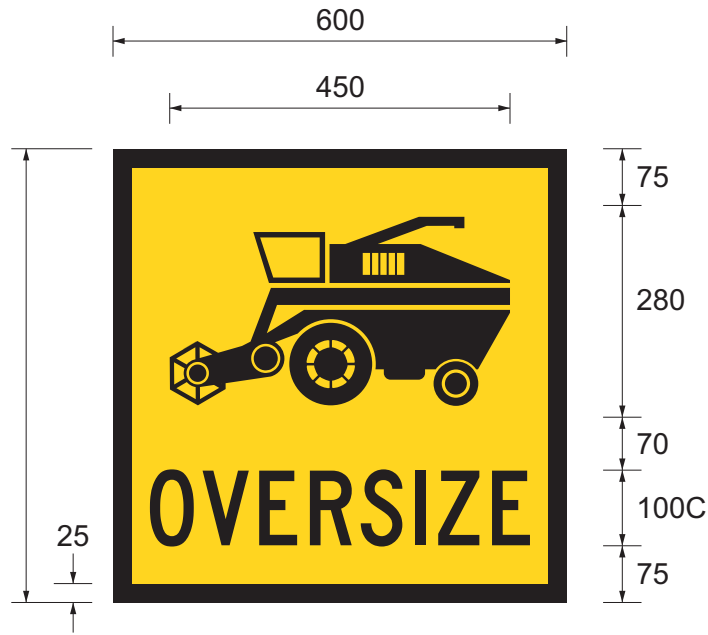
TM2-30-Q01

Designed
RH 05/21

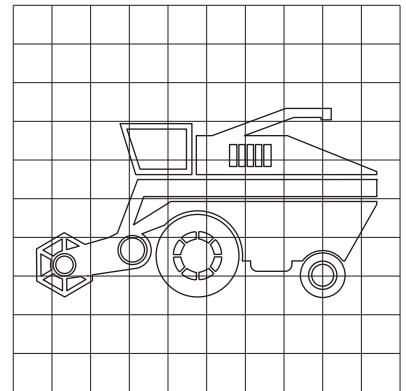
Checked
DJ 12/22

Scale
Not to Scale

A	B			
---	---	--	--	--



Examples



Colour Legend

- Black
- Retroreflective yellow

Notes:

1. This multi message warning sign is utilised in accordance with the relevant National Heavy Vehicle Regulator (NHVR) Agricultural Machine Notice guidelines.
2. This sign shall only be used in conjunction with either, "Slow Moving Vehicle" sign and "Next x km" or "Crossing Road Ahead" and "Prepare to Stop". See examples.



**Queensland
Government**

**MULTI MESSAGE SIGN
"OVERSIZED FARM MACHINERY"**

Department of Transport and Main Roads
Infrastructure Management & Delivery Division

APPROVED AS OFFICIAL TRAFFIC SIGN

PRINCIPAL ENGINEER
(Traffic Engineering)

11/08/21
Date

TM2-45-Q01

Designed
RH 08/21

Checked
DJ 08/21

Scale
Not to Scale

A			
---	--	--	--



Colour Legend

- Retroreflective yellow (background)
- Black (border and legend)

Notes:

1. Either "Signal Not Operating" TM2-48A or "SIGNAL UNDER REPAIR" TM2-50-Q01 is to be used in conjunction with TM1-Q05 panel as temporary warning that traffic signals are not operating and are under police control.
2. TM2-48A may alternatively be used instead of "SIGNAL UNDER REPAIR" TM2-50A if a symbolic panel is deemed more suitable.



**Queensland
Government**

**MULTI-MESSAGE SIGN
SIGNALS UNDER REPAIR**

Department of Transport and Main Roads
Infrastructure Management & Delivery Division

APPROVED AS OFFICIAL TRAFFIC SIGN

TM2-50-Q01

Designed
RH 08/21

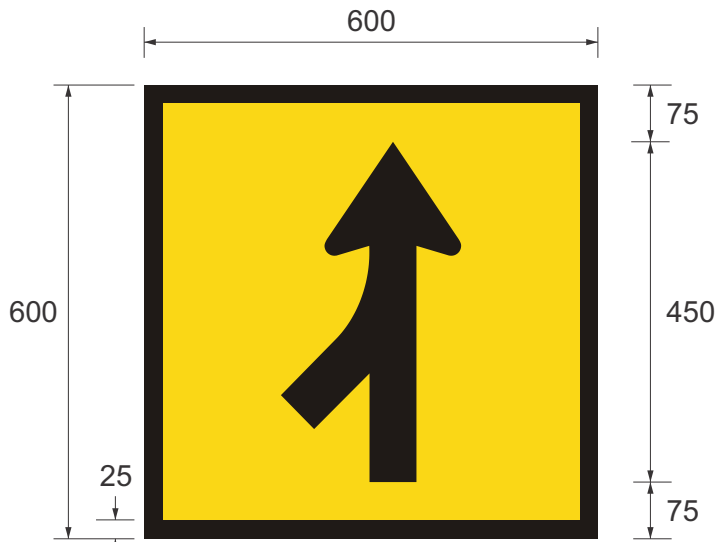
Checked
DJ 11/21

Scale
Not to Scale

[Signature]
PRINCIPAL ENGINEER
(Traffic Engineering)

19/11/21
Date

A	B			
---	---	--	--	--



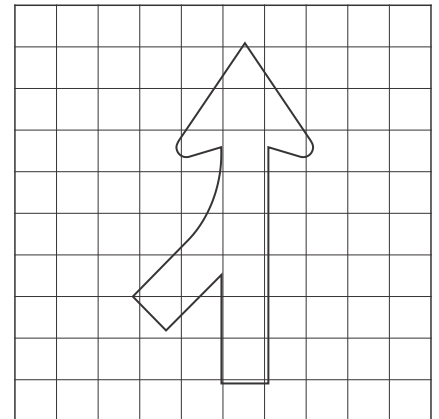
TM2-Q01_L



TM2-Q01_R



Example



Colour Legend

- Retroreflective yellow (background)
- Black (legend, symbol)

Note: This sign plate is to be used in a multi message sign to inform road users that traffic may be merging from a side road that is within a construction work area.



**Queensland
Government**

**MULTI MESSAGE SIGN PLATE
“MERGING TRAFFIC (L / R)”**

Department of Transport and Main Roads
Infrastructure Management & Delivery Division

APPROVED AS OFFICIAL TRAFFIC SIGN

Designed
RH 05/21

Checked
DJ 05/21

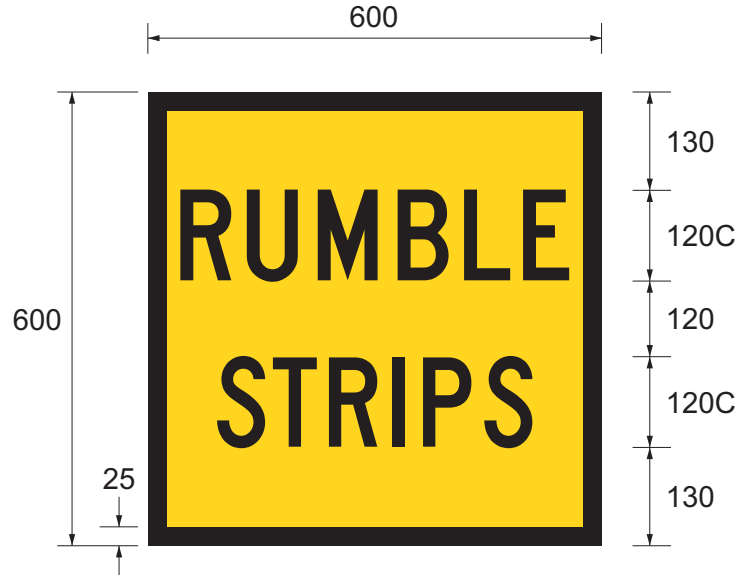
Scale
Not to Scale

R King
PRINCIPAL ENGINEER
(Traffic Engineering)

20/05/21
Date

TM2-Q01

A			
---	--	--	--



Colour Legend

- Retroreflective yellow
- Black

Notes:

1. This sign may be installed at the location of temporary rumble strips which have been placed to make drivers more aware of roadworks.
2. For advance sign options refer to T1-Q18 and TM1-Q02.



**Queensland
Government**

**MULTI-MESSAGE SIGN PLATE
"RUMBLE STRIPS"**

Department of Transport and Main Roads
Infrastructure Management & Delivery Division

APPROVED AS OFFICIAL TRAFFIC SIGN

TM2-Q02

Designed
RH 05/21

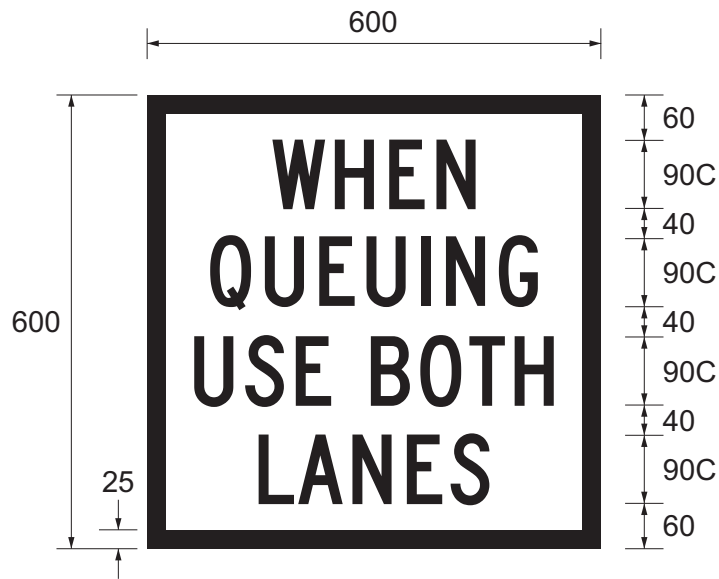
Checked
DJ 05/21

Scale
Not to Scale

R King
PRINCIPAL ENGINEER
(Traffic Engineering)

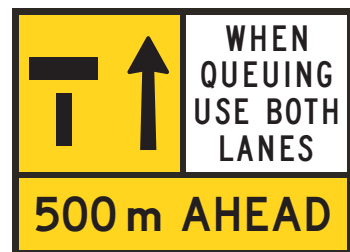
19/05/21
Date

A				
---	--	--	--	--



Note: This sign may be used together with a lane status sign (TC1359) and TC2287 to manage queue lengths.

TC1359_1



TC2287

Example

Colour Legend

- Retroreflective white
- Black



**Queensland
Government**

**MULTI-MESSAGE SIGN PLATE
"WHEN QUEUING USE BOTH LANES"**

Department of Transport and Main Roads
Infrastructure Management & Delivery Division

APPROVED AS OFFICIAL TRAFFIC SIGN

31/05/21
Date

TM2-Q04

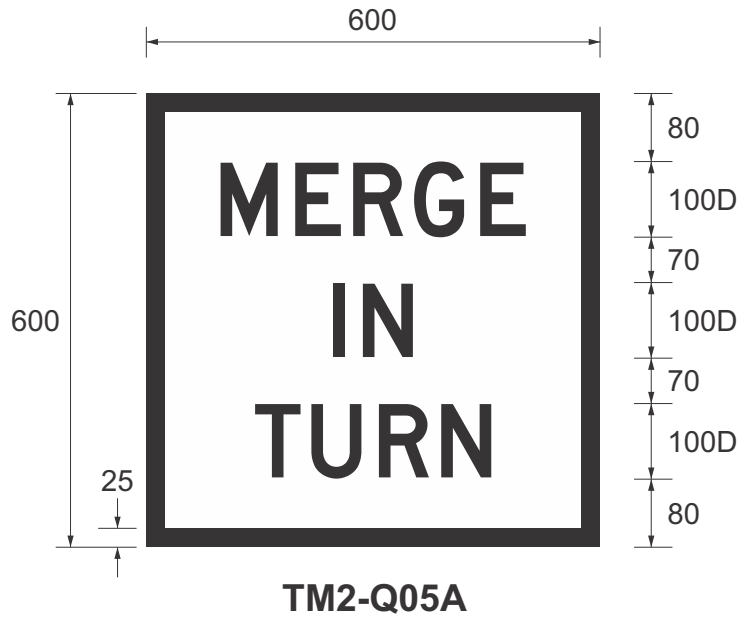
Designed
RH 05/21

Checked
DJ 05/21

Scale
Not to Scale

R King
PRINCIPAL ENGINEER
(Traffic Engineering)

A				
---	--	--	--	--



Note: This sign may be used in advance of a merge to instruct drivers to merge in turn.

TM10-Q01_1



TM1-36B

Example

Colour Legend

- Retroreflective white
- Black



**Queensland
Government**

**MULTI-MESSAGE SIGN PLATE
"MERGE IN TURN"**

Department of Transport and Main Roads
Infrastructure Management & Delivery Division

APPROVED AS OFFICIAL TRAFFIC SIGN

20/06/22
Date

TM2-Q05

Designed
RB 06/22

Checked
DJ 06/22

Scale
Not to Scale

R King
PRINCIPAL ENGINEER
(Traffic Engineering)

A	B			
---	---	--	--	--



Colour Legend

- Black (border)
- Retroreflective blue (background)
- Retroreflective white (legend)



**Queensland
Government**

MULTI-MESSAGE SIGN PLATE

“DRIVE SAFELY”

Department of Transport and Main Roads
Infrastructure Management & Delivery Division

APPROVED AS OFFICIAL TRAFFIC SIGN

10/08/21
Date

TM2-Q06

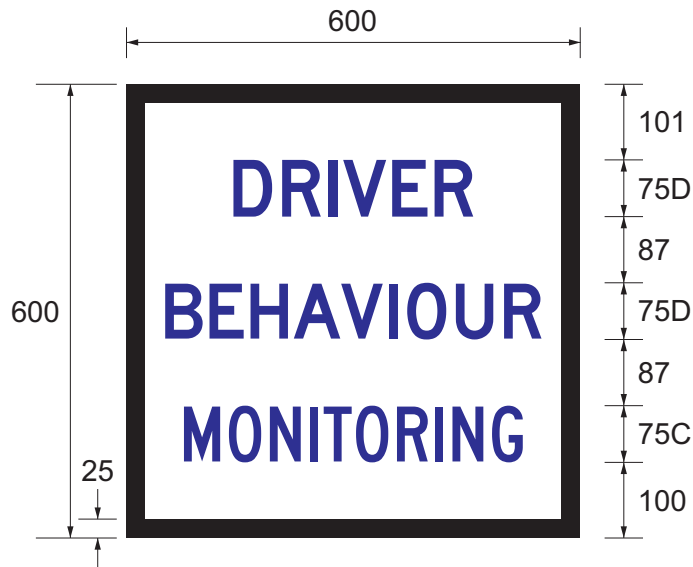
Designed
RH 08/21

Checked
DJ.08/21..

Scale
Not to Scale

PRINCIPAL ENGINEER
(Traffic Engineering)

A				
---	--	--	--	--



TM2-Q06

Example

Colour Legend

- Retroreflective white
- Retroreflective blue

Notes:

1. This sign is to be used where temporary (trailer mounted) CCTV recording is taking place (e.g. roadworks).
2. This multi message panel should only be used with TM2-Q07_2 and TM2-Q06. See example.
3. This multi message panel should only be used in speed zones up to 70 km/h.



**Queensland
Government**

**MULTI-MESSAGE SIGN PLATE
"DRIVER BEHAVIOUR MONITORING"**

Department of Transport and Main Roads
Infrastructure Management & Delivery Division

APPROVED AS OFFICIAL TRAFFIC SIGN

13/08/21
Date

TM2-Q07_1

Designed
RH 08/21

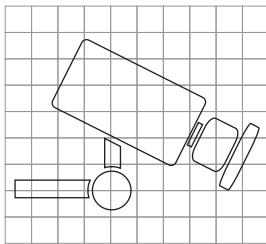
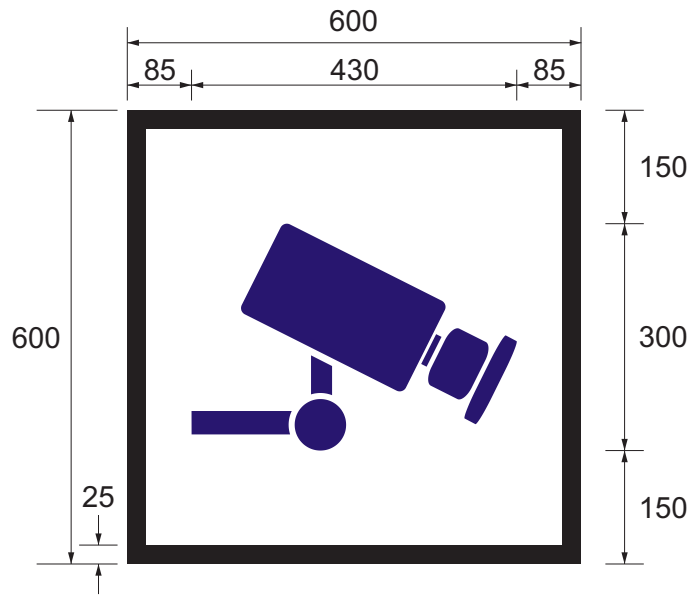
Checked
DJ 08/21

Scale
Not to Scale

Rhinef
PRINCIPAL ENGINEER
(Traffic Engineering)

Page 1 of 2

A			
---	--	--	--



TM2-Q06

Example

Colour Legend

- Retroreflective white
- Retroreflective blue

Notes:

1. This sign is to be used where temporary (trailer mounted) CCTV recording is taking place (e.g. roadworks).
2. This multi message panel should only be used with TM2-Q07_1 and TM2-Q06. See example.
3. This multi message panel should only be used in speed zones up to 70 km/h.



**Queensland
Government**

**MULTI-MESSAGE SIGN PLATE
"MONITORING CAMERA"**

Department of Transport and Main Roads
Infrastructure Management & Delivery Division

APPROVED AS OFFICIAL TRAFFIC SIGN

13/08/21
Date

TM2-Q07_2

Designed
RH 08/21

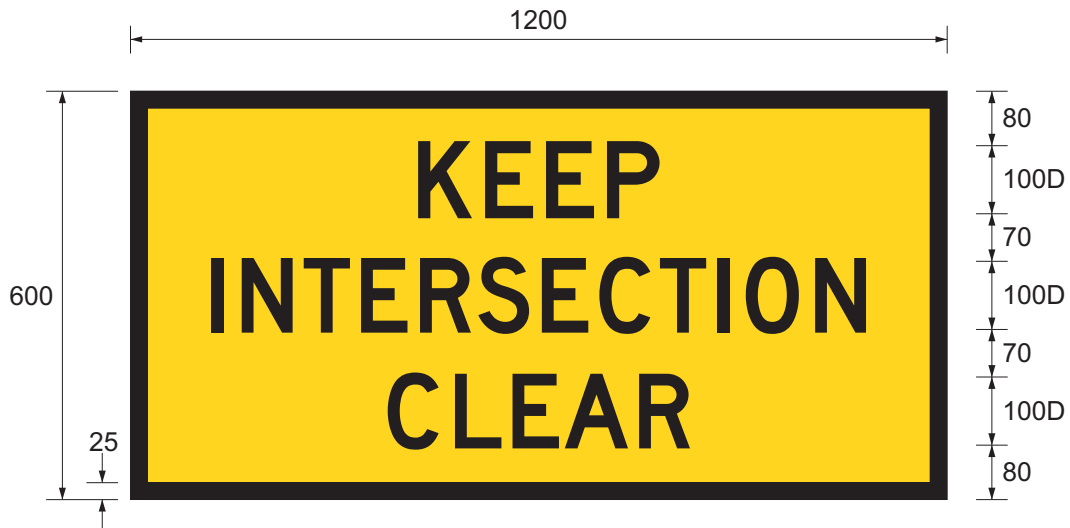
Checked
DJ 08/21

Scale
Not to Scale

R King
PRINCIPAL ENGINEER
(Traffic Engineering)

Page 2 of 2

A				
---	--	--	--	--



Colour Legend

- Retroreflective yellow
- Black



**Queensland
Government**

**MULTI MESSAGE SIGN PLATE
KEEP INTERSECTION CLEAR**

Department of Transport and Main Roads
Infrastructure Management & Delivery Division

APPROVED AS OFFICIAL TRAFFIC SIGN

17/08/21
Date

TM2-Q08

Designed
RH 08/21

Checked
DJ 08/21

Scale
Not to Scale

R King
PRINCIPAL ENGINEER
(Traffic Engineering)

A				
---	--	--	--	--



Colour Legend



Black



Retroreflective yellow



**Queensland
Government**

MULTI-MESSAGE SIGN PLATE
“DRIVE SLOWLY”

Department of Transport and Main Roads
Infrastructure Management & Delivery Division

APPROVED AS OFFICIAL TRAFFIC SIGN

20/06/22
Date

TM2-Q09

Designed
RB 06/22

Checked
DJ 06/22

Scale
Not to Scale

R King
PRINCIPAL ENGINEER
(Traffic Engineering)

A				
---	--	--	--	--



Colour Legend



Black



Retroreflective white



**Queensland
Government**

**MULTI-MESSAGE SIGN PLATE
WORK VEHICLES EXCEPTED**

Department of Transport and Main Roads
Infrastructure Management & Delivery Division

APPROVED AS OFFICIAL TRAFFIC SIGN

TM2-Q10

Designed
RB 06/22

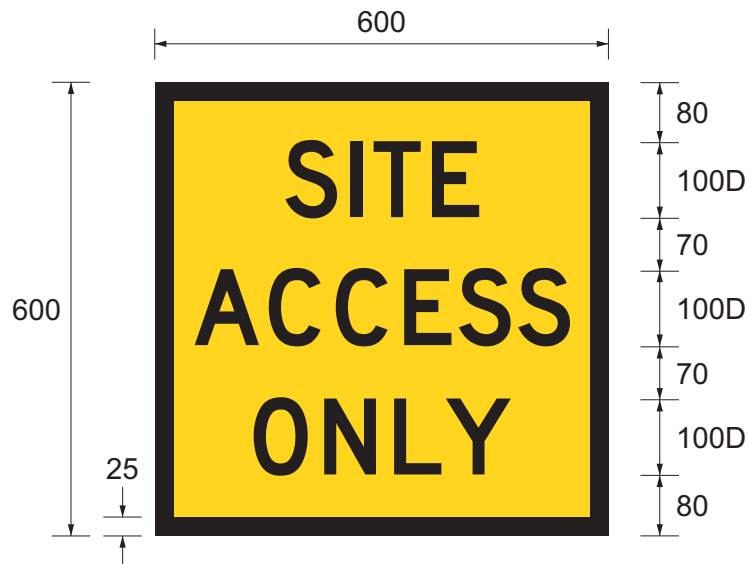
Checked
DJ 06/22

Scale
Not to Scale

R King
PRINCIPAL ENGINEER
(Traffic Engineering)

20/06/22
Date

A				
---	--	--	--	--



Colour Legend

- Black
- Retroreflective yellow



**Queensland
Government**

**MULTI-MESSAGE SIGN PLATE
SITE ACCESS ONLY**

Department of Transport and Main Roads
Infrastructure Management & Delivery Division

APPROVED AS OFFICIAL TRAFFIC SIGN

TM2-Q11

Designed
RB 06/22


Checked
DJ 06/22

Scale
Not to Scale

R King
PRINCIPAL ENGINEER
(Traffic Engineering)

20/06/22
Date

A				
---	--	--	--	--



Example

Colour Legend

- Retroreflective yellow
- Black

Notes:

1. To be used within a short term, left lane closure to inform road users that the off ramp / EXIT is open for use where it may not be clearly visible and the location of the exit point may not be readily apparent.
2. To be used with TM2-Q12_3.
3. Locate on the left in the lane closure immediately prior to the exit diverge point.
4. For example of use see page 4.



**Queensland
Government**

**MULTI-MESSAGE SIGN PLATE
"EXIT"**

Department of Transport and Main Roads
Infrastructure Management & Delivery Division

APPROVED AS OFFICIAL TRAFFIC SIGN

20/06/22
Date

TM2-Q12_1

Page 1 of 4

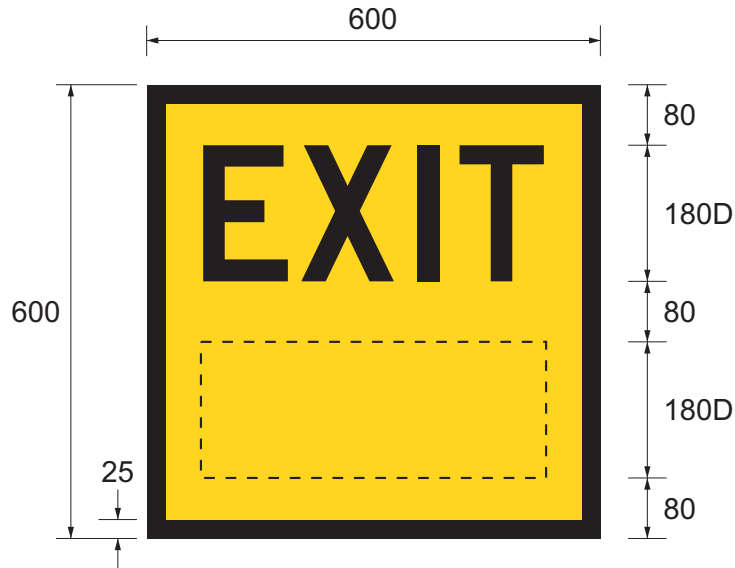
Designed
RB 06/22

Checked
DJ 06/22

Scale
Not to Scale

[Signature]
PRINCIPAL ENGINEER
(Traffic Engineering)

A			
---	--	--	--



Example

Notes:

1. To be used within a short term, left lane closure to inform road users that the off ramp / EXIT with an exit number is open for use where it may not be clearly visible and the location of the exit point may not be readily apparent.
2. To be used with TM2-Q12_3.
3. Locate on the left in the lane closure immediately prior to the exit diverge point.
4. Insert appropriate exit number.
5. For example of use see page 4.

Colour Legend

- Retroreflective yellow
- Black



**Queensland
Government**

**MULTI-MESSAGE SIGN PLATE
“EXIT ...”**

Department of Transport and Main Roads
Infrastructure Management & Delivery Division

APPROVED AS OFFICIAL TRAFFIC SIGN

20/06/22
Date

TM2-Q12_2

Page 2 of 4

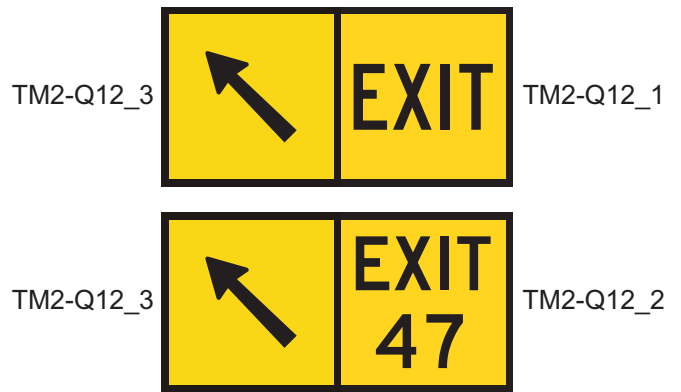

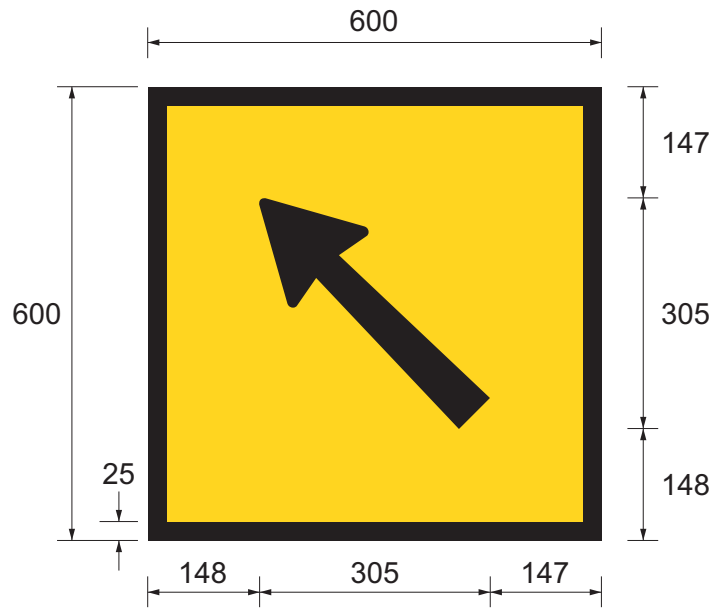
Designed
RB 06/22

Checked
DJ 06/22

Scale
Not to Scale

[Signature]
PRINCIPAL ENGINEER
(Traffic Engineering)

A				
---	--	--	--	--



Examples

Colour Legend

- Retroreflective yellow
- Black

Notes:

1. To be used with either TM2-Q12_1 or TM2-Q12_2.
2. For example of use see page 4.



**Queensland
Government**

**MULTI-MESSAGE SIGN PLATE
“DIRECTIONAL ARROW”**

Department of Transport and Main Roads
Infrastructure Management & Delivery Division

APPROVED AS OFFICIAL TRAFFIC SIGN

20/06/22
Date

TM2-Q12_3

Designed
RB 06/22

Checked
DJ 06/22

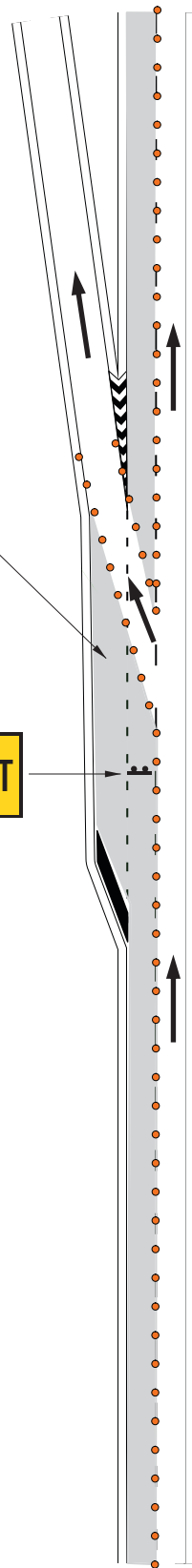
Scale
Not to Scale

R King
PRINCIPAL ENGINEER
(Traffic Engineering)

Page 3 of 4

A				
---	--	--	--	--

Closed section of carriageway
(Work area or Exclusion Zone)



Example - Multilane divided carriageway off ramp



**Queensland
Government**

MULTI-MESSAGE SIGN PLATE "EXAMPLE OF USE"

Department of Transport and Main Roads
Infrastructure Management & Delivery Division

APPROVED AS OFFICIAL TRAFFIC SIGN

Designed
RB 06/22

Checked
DJ 06/22

Scale
Not to Scale

[Signature]
PRINCIPAL ENGINEER
(Traffic Engineering)

20/06/22
Date

TM2-Q12_4

Page 4 of 4

A				
---	--	--	--	--



Colour Legend



Black



Retroreflective yellow



**Queensland
Government**

MULTI-MESSAGE SIGN PLATE
“TREE WORK”

Department of Transport and Main Roads
Infrastructure Management & Delivery Division

APPROVED AS OFFICIAL TRAFFIC SIGN

TM2-Q13

Designed
RB 06/22

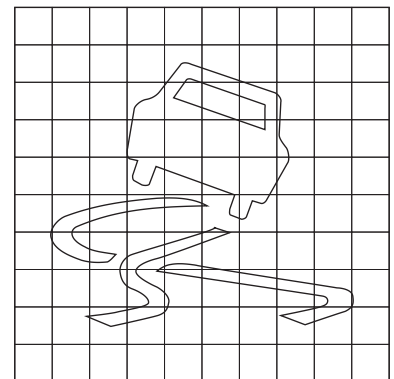
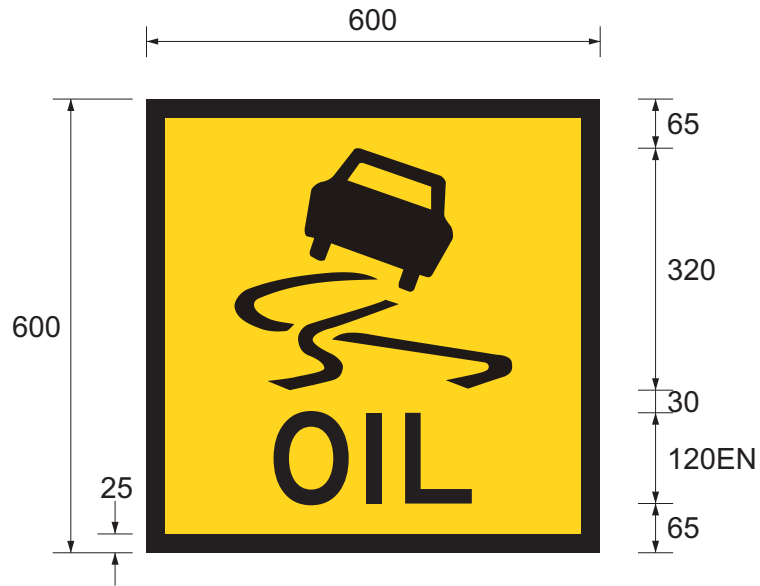
Checked
DJ 06/22

Scale
Not to Scale

R King
PRINCIPAL ENGINEER
(Traffic Engineering)

20/06/22
Date

A				
---	--	--	--	--



Colour Legend

 Retroreflective yellow

 Black

Note: To be installed to notify of oil or similar material, spill causing slippery conditions on the road ahead.



**Queensland
Government**

**MULTI-MESSAGE SIGN PLATE
"SLIPPERY - OIL"**

Department of Transport and Main Roads
Infrastructure Management & Delivery Division

APPROVED AS OFFICIAL TRAFFIC SIGN


PRINCIPAL ENGINEER
(Traffic Engineering)

06/08/21
Date

TM3-3-Q01

Designed
RH 08/21

Checked
DJ 08/21

Scale
Not to Scale

A				
---	--	--	--	--



TM3-18B



Example

Colour Legend

- Retroreflective yellow
- Black (legend and border)



**Queensland
Government**

Department of Transport and Main Roads
Infrastructure Management & Delivery Division

**MULTI-MESSAGE PLATE
DO NOT OVERTAKE UNLESS SAFE**

APPROVED AS OFFICIAL TRAFFIC SIGN


PRINCIPAL ENGINEER
(Traffic Engineering Practice)

22/12/22
Date

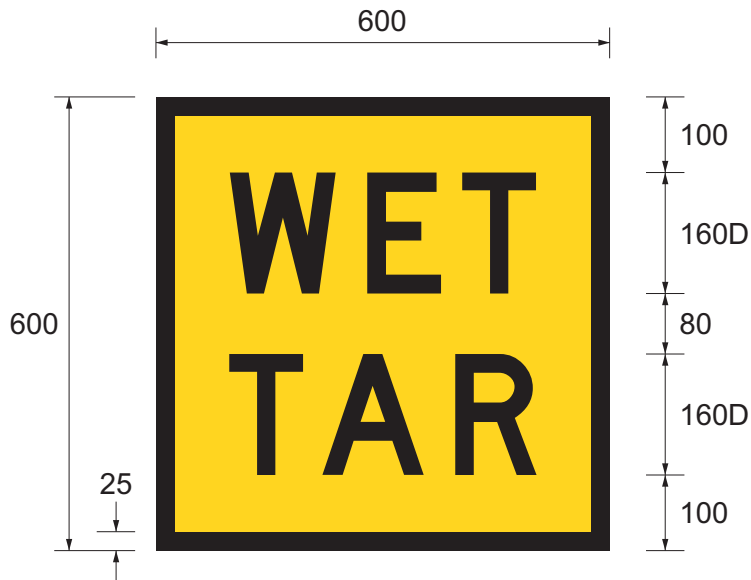
TM3-12-Q01

Designed
RH 12/22

Checked
DJ 12/22

Scale
Not to Scale

A				
---	--	--	--	--



Colour Legend



Black



Retroreflective yellow



**Queensland
Government**

MULTI-MESSAGE SIGN PLATE
"WET TAR"

Department of Transport and Main Roads
Infrastructure Management & Delivery Division

APPROVED AS OFFICIAL TRAFFIC SIGN

06/08/21
Date

TM3-20-Q01

Designed
RH 08/21

Checked
DJ 08/21

Scale
Not to Scale

PRINCIPAL ENGINEER
(Traffic Engineering)

A				
---	--	--	--	--



Colour Legend

 Retroreflective yellow

 Black



**Queensland
Government**

MULTI-MESSAGE SIGN PLATE
"WATER OVER ROAD"

Department of Transport and Main Roads
Infrastructure Management & Delivery Division

APPROVED AS OFFICIAL TRAFFIC SIGN

10/08/21
Date

TM3-21-Q01


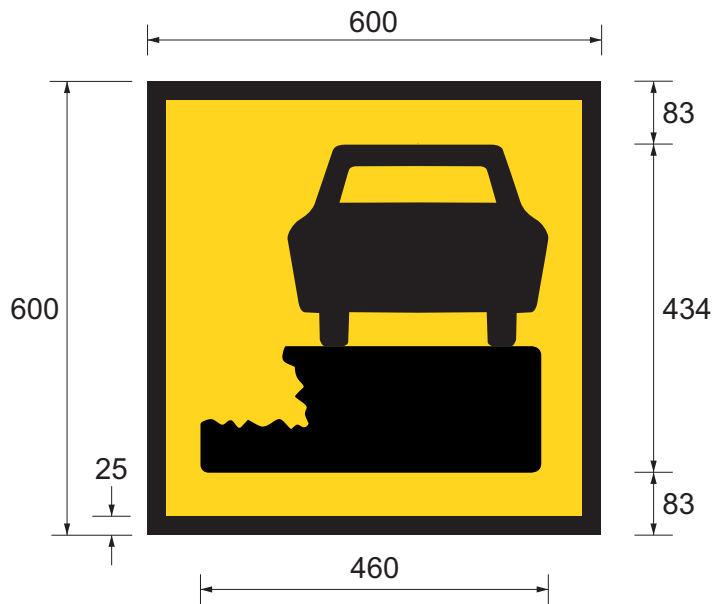
Designed
RH 08/21

Checked
DJ 08/21

Scale
Not to Scale

PRINCIPAL ENGINEER
(Traffic Engineering)

A				
---	--	--	--	--



Colour Legend

- Black (symbol & border)
- Retroreflective yellow (background)



**Queensland
Government**

MULTI-MESSAGE SIGN PLATE
"DEEP EDGE DROP"

Department of Transport and Main Roads
Infrastructure Management & Delivery Division

APPROVED AS OFFICIAL TRAFFIC SIGN

24/5/21
Date

TM3-25-Q01

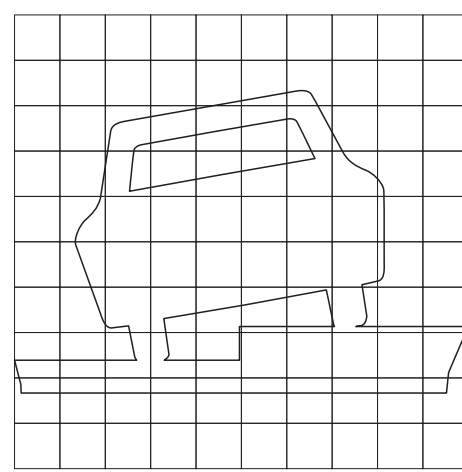
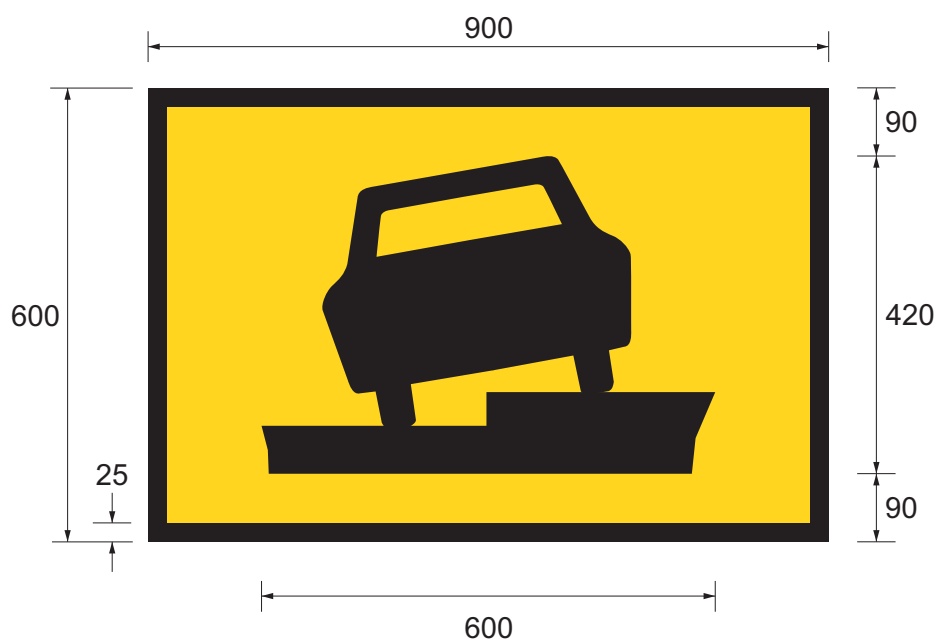
Designed
RH 5/21

Checked
DJ 5/21

Scale
Not to Scale

R King
PRINCIPAL ENGINEER
(Traffic Engineering)

A			
---	--	--	--



Colour Legend

- Black (symbol & border)
- Retroreflective yellow (background)

Notes

1. This temporary sign may be used roads where the sealed through lane maybe narrow and the gravel shoulder has washed or deteriorated to a state that there is a drop off from the sealed edge.
2. For long distances of roads with drop shoulders repeater signs should be installed at least every 5km.
3. For multi message option, refer to page 2.



**Queensland
Government**

**TEMPORARY SIGN
"SHOULDER DROP OFF"**

Department of Transport and Main Roads
Infrastructure Management & Delivery Division

APPROVED AS OFFICIAL TRAFFIC SIGN

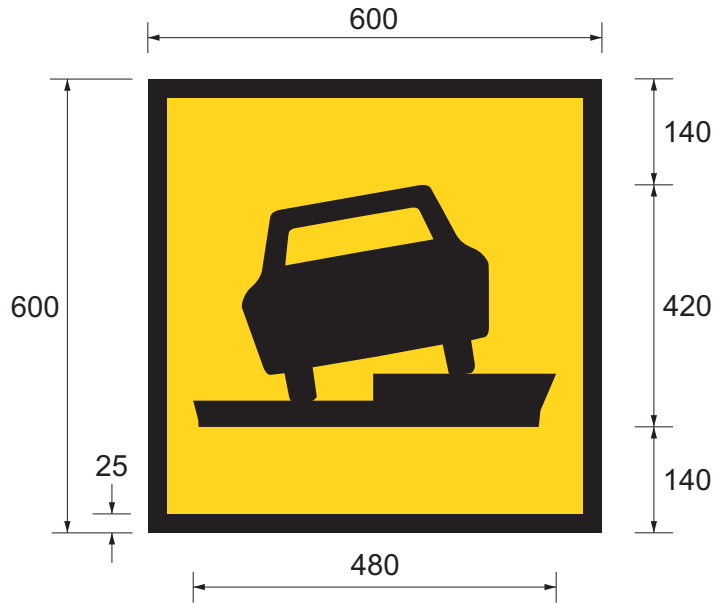
TM3-Q01_1

Designed RH 05/21	Checked DJ 05/21	Scale Not to Scale
----------------------	---------------------	-----------------------

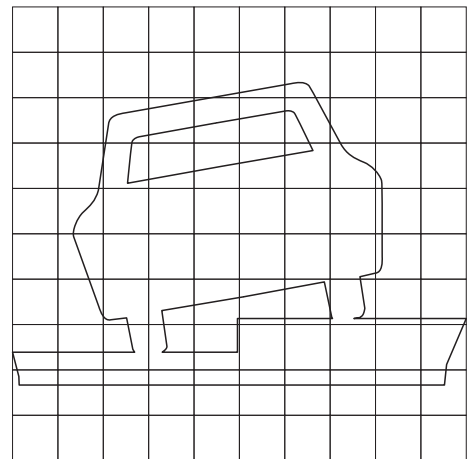
R King
PRINCIPAL ENGINEER
(Traffic Engineering)

25/5/21
Date

Page 1 of 2			
A			



Example use



Colour Legend

- Black (symbol & border)
- Retroreflective yellow (background)

Notes

1. This multi-message plate may be used on roads where the sealed through lane maybe narrow and the gravel shoulder has washed or deteriorated to a state that there is a drop off from the sealed edge.
2. For long distances of roads with drop shoulders repeater signs should be installed at least every 5km.
3. Typical panel installation is as shown in example use.
4. For temporary sign option, refer to page 1.



**Queensland
Government**

**MULTI MESSAGE PLATE
"SHOULDER DROP OFF"**

Department of Transport and Main Roads
Infrastructure Management & Delivery Division

APPROVED AS OFFICIAL TRAFFIC SIGN

TM3-Q01_2

Designed
RH 05/21

Checked
DJ 05/21

Scale
Not to Scale

R King
PRINCIPAL ENGINEER
(Traffic Engineering)

25/5/21
Date

Page 2 of 2

A			
---	--	--	--



Colour Legend

- Retroreflective yellow
- Black



**Queensland
Government**

MULTI-MESSAGE SIGN PLATE
“LAND SLIP”

Department of Transport and Main Roads
Infrastructure Management & Delivery Division

APPROVED AS OFFICIAL TRAFFIC SIGN

TM3-Q02

Designed
RH 05/21


Checked
DJ 05/21

Scale
Not to Scale

R King
PRINCIPAL ENGINEER
(Traffic Engineering)


27/5/21
Date

A				
---	--	--	--	--



Colour Legend

- Black
- Retroreflective yellow



**Queensland
Government**

MULTI-MESSAGE SIGN PLATE

“POT HOLES AHEAD”

Department of Transport and Main Roads
Infrastructure Management & Delivery Division

APPROVED AS OFFICIAL TRAFFIC SIGN

A/PRINCIPAL ENGINEER
(Traffic Engineering)

05/08/21
Date

TM3-Q03

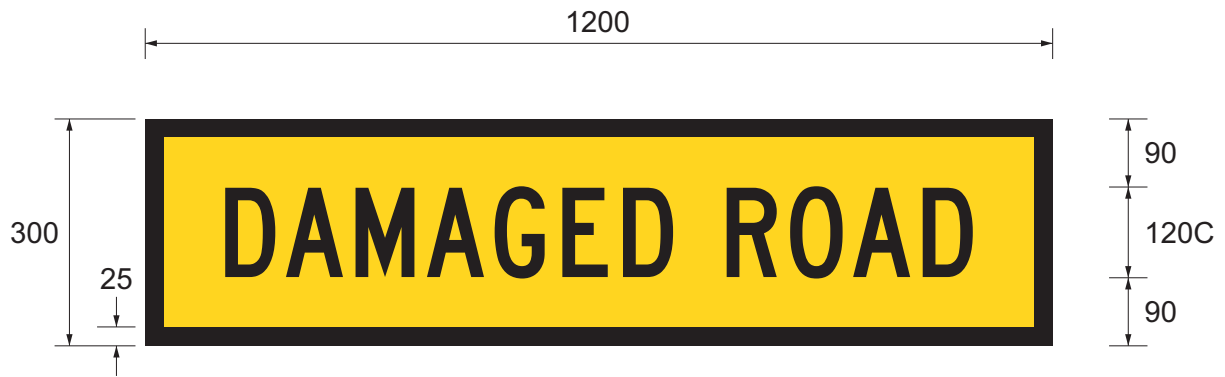
Designed
RH 08/21

Checked
DJ 08/21

Scale
Not to Scale

A

--	--	--	--



Colour Legend

- Retroreflective yellow
- Black



**Queensland
Government**

MULTI-MESSAGE SIGN PLATE
"DAMAGED ROAD"

Department of Transport and Main Roads
Infrastructure Management & Delivery Division

APPROVED AS OFFICIAL TRAFFIC SIGN

10/08/21
Date

TM3-Q04

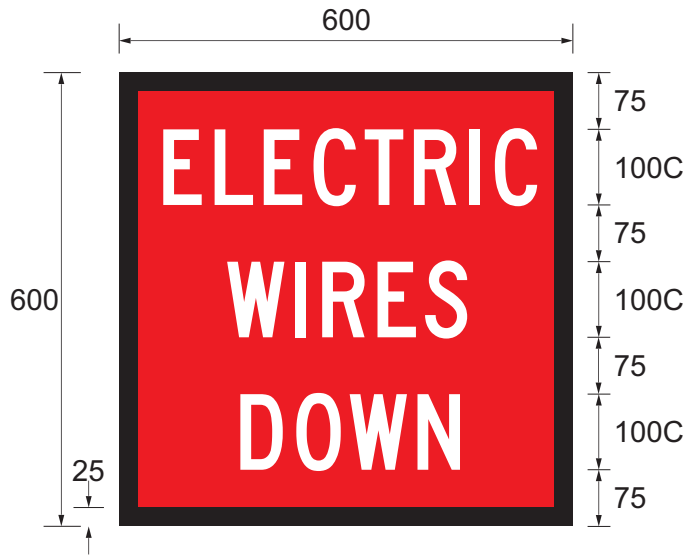
Designed
RH 08/21

Checked
DJ 08/21

Scale

PRINCIPAL ENGINEER
(Traffic Engineering)

A				
---	--	--	--	--



Colour Legend

- Retroreflective white
- Retroreflective red
- Black

Notes

1. This multi message ELECTRIC WIRES DOWN sign shall only be used for emergency purposes where, for example, electricity wires pose a danger to road users or the public.
2. For larger option refer to T4-Q04.



**Queensland
Government**

**MULTI MESSAGE SIGN
“ELECTRIC WIRES DOWN”**

Department of Transport and Main Roads
Infrastructure Management & Delivery Division

APPROVED AS OFFICIAL TRAFFIC SIGN

TM4-Q01

Designed
RH 05/21

Checked
DJ 05/21

Scale
Not to Scale

R King
PRINCIPAL ENGINEER
(Traffic Engineering)

25/5/21
Date

A				
---	--	--	--	--



Colour Legend

- Class 1W/400 retroreflective fluorescent yellow
- Black

Note: Only retroreflective fluorescent yellow is to be used for the background to give better visibility in smoke haze conditions.



**Queensland
Government**

MULTI-MESSAGE SIGN PLATE
"FIRE FIGHTERS AHEAD"

Department of Transport and Main Roads
Infrastructure Management & Delivery Division

APPROVED AS OFFICIAL TRAFFIC SIGN

11/08/21
Date

TM4-Q02_1

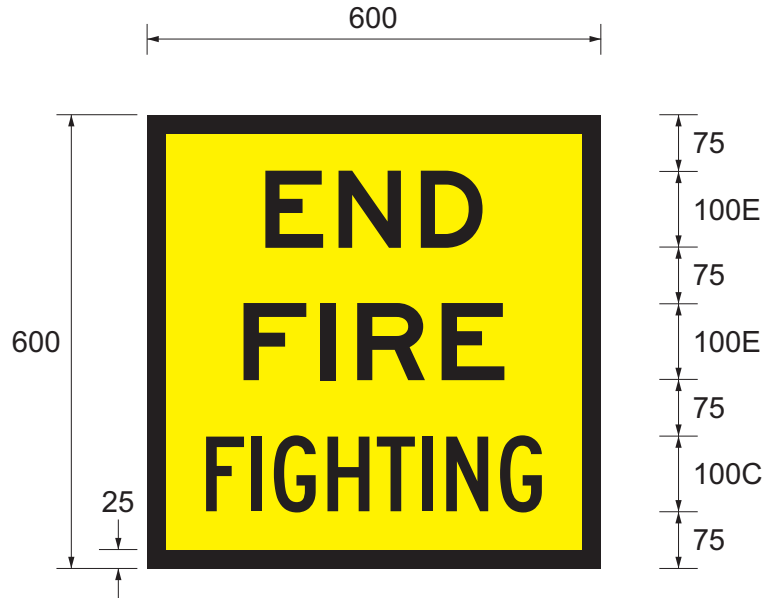
Designed
RH 08/21

Checked
DJ 08/21

Scale
Not to Scale

PRINCIPAL ENGINEER
(Traffic Engineering)

A				
---	--	--	--	--



Colour Legend

- Retroreflective Fluorescent Yellow
- Black

Note:

Only retroreflective fluorescent yellow is to be used for the background to give better visibility in smoke haze conditions.



**Queensland
Government**

**MULTI-MESSAGE SIGN PLATE
"END FIRE FIGHTING"**

Department of Transport and Main Roads
Infrastructure Management & Delivery Division

APPROVED AS OFFICIAL TRAFFIC SIGN

PRINCIPAL ENGINEER
(Traffic Engineering)

10/08/21
Date

TM4-Q02_2

Designed
RH 08/21

Checked
DJ 08/21


Scale
Not to Scale

A				
---	--	--	--	--



Colour Legend

- Class 400 retroreflective yellow
- Black



**Queensland
Government**

**MULTI MESSAGE SIGN PLATE
DETOUR**

Department of Transport and Main Roads
Infrastructure Management & Delivery Division

APPROVED AS OFFICIAL TRAFFIC SIGN

08/01/25
Date

TM5-1-Q01


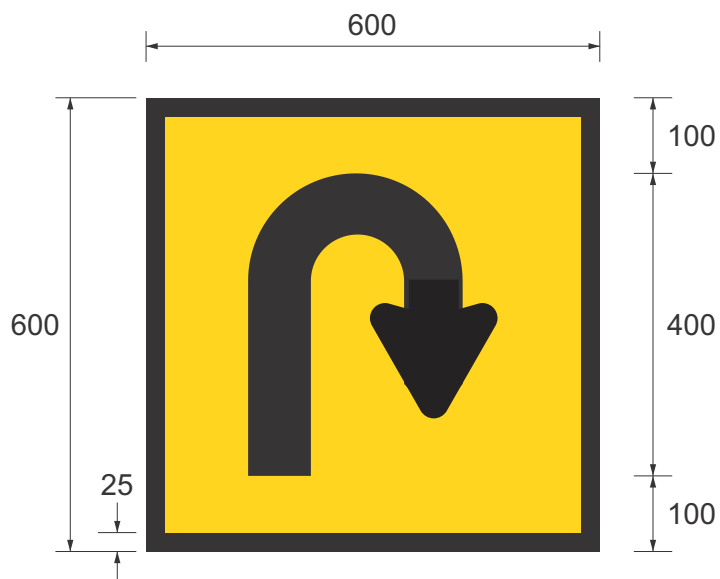
Designed
RH 01/25

Checked
DJ 01/25

Scale
Not to Scale


A/PRINCIPAL ENGINEER
(Traffic Engineering Practice)

A				
---	--	--	--	--



Colour Legend

- Class 400 retroreflective yellow
- Black



Examples



**Queensland
Government**

**MULTI MESSAGE SIGN PLATE
DETOUR (SYMBOLIC)**

Department of Transport and Main Roads
Infrastructure Management & Delivery Division

APPROVED AS OFFICIAL TRAFFIC SIGN

08/01/25
Date

TM5-1-Q02

Designed
RH 01/25

Checked
DJ 01/25

Scale
Not to Scale

A/PRINCIPAL ENGINEER
(Traffic Engineering Practice)

A			
---	--	--	--



Colour Legend

- Class 400 retroreflective yellow
- Black



**Queensland
Government**

**MULTI MESSAGE SIGN PLATE
U-TURN FACILITY AHEAD**

Department of Transport and Main Roads
Infrastructure Management & Delivery Division

APPROVED AS OFFICIAL TRAFFIC SIGN

08/01/25
Date

TM5-1-Q03


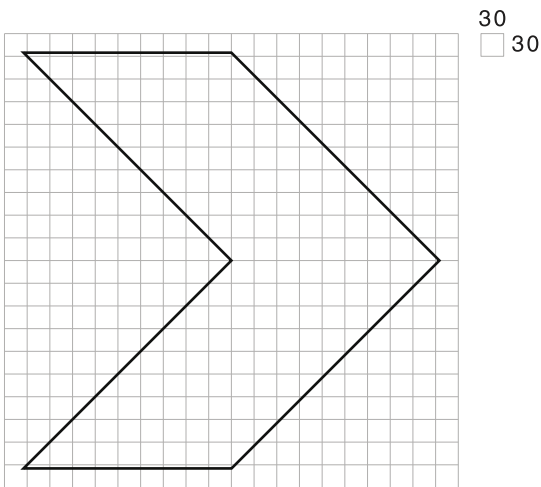
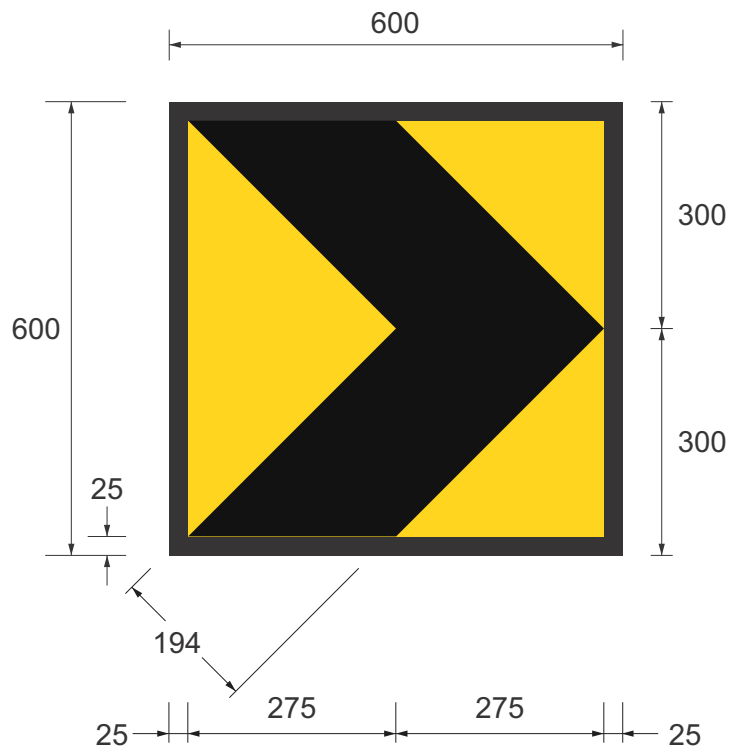
Designed
RH 01/25

Checked
DJ 01/25

Scale
Not to Scale

A/PRINCIPAL ENGINEER
(Traffic Engineering Practice)

A				
---	--	--	--	--



Example

Colour Legend

- Retroreflective yellow
- Black

Note: This sign may be used as shown in the example, in lieu of a hazard board (T5-7) at short term sites.



**Queensland
Government**

**MULTI MESSAGE SIGN PLATE
"TEMPORARY HAZARD MARKER"**

Department of Transport and Main Roads
Infrastructure Management & Delivery Division

APPROVED AS OFFICIAL TRAFFIC SIGN

09/09/21
Date

TM5-5A

Designed
RH 09/21

Checked
DJ 09/21

Scale
Not to Scale

[Signature]
PRINCIPAL ENGINEER
(Traffic Engineering)

A				
---	--	--	--	--



Colour Legend

- Retroreflective white
- Black



**Queensland
Government**

**MULTI-MESSAGE SIGN PLATE
FOOTPATH CLOSED**

Department of Transport and Main Roads
Infrastructure Management & Delivery Division

APPROVED AS OFFICIAL TRAFFIC SIGN

17/05/24
Date

TM8-4C

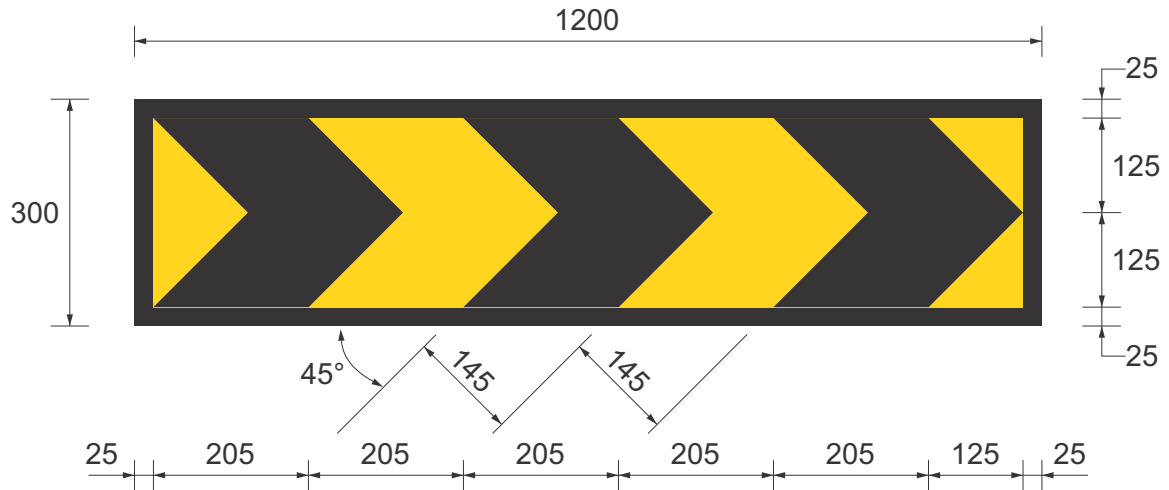
Designed
RH 05/24

Checked
DJ 05/24

Scale
Not to Scale

PRINCIPAL ENGINEER
(Traffic Engineering Practice)

A				
---	--	--	--	--



Note: For use in short-term urban works when work is occupying the full width of a footpath.

Colour Legend



Black



Retroreflective yellow



**Queensland
Government**

MULTI-MESSAGE SIGN PLATE
“LATERAL SHIFT MARKER”

Department of Transport and Main Roads
Infrastructure Management & Delivery Division

APPROVED AS OFFICIAL TRAFFIC SIGN

Designed
RH 05/21

Checked
DJ 05/21

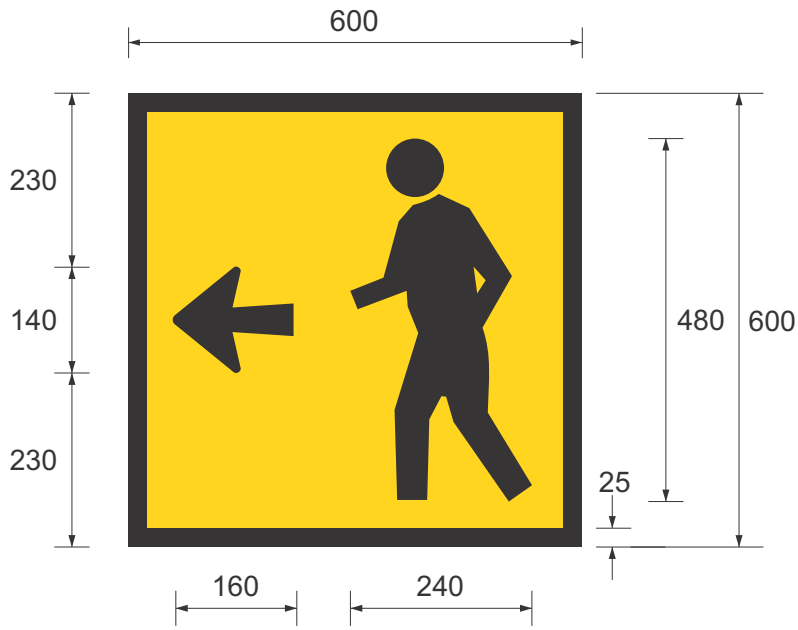
Scale
Not to Scale

R King
PRINCIPAL ENGINEER
(Traffic Engineering)

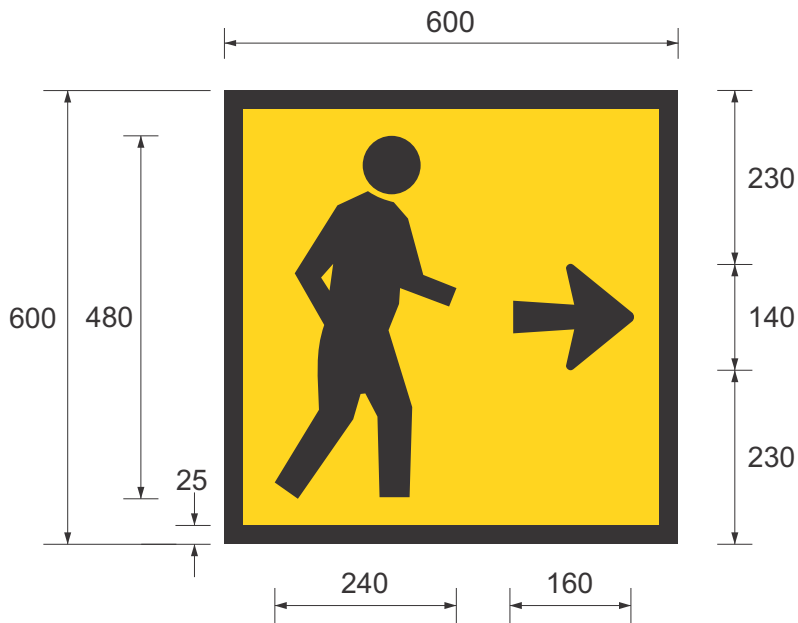
27/5/21
Date

TM8-Q01

A				
---	--	--	--	--




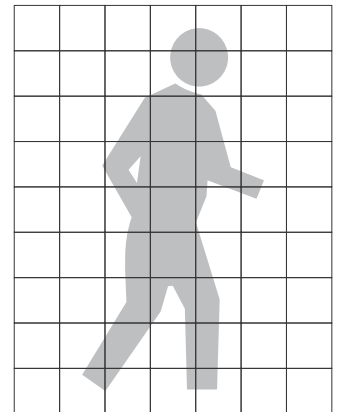
TM8-Q02L



TM8-Q02R

Colour Legend

- Black
- Retroreflective yellow



**Queensland
Government**

**MULTI MESSAGE SIGN PLATE
"PEDESTRIANS LEFT/RIGHT"**

Department of Transport and Main Roads
Infrastructure Management & Delivery Division

APPROVED AS OFFICIAL TRAFFIC SIGN

A/PRINCIPAL ENGINEER
(Traffic Engineering)

05/08/21
Date

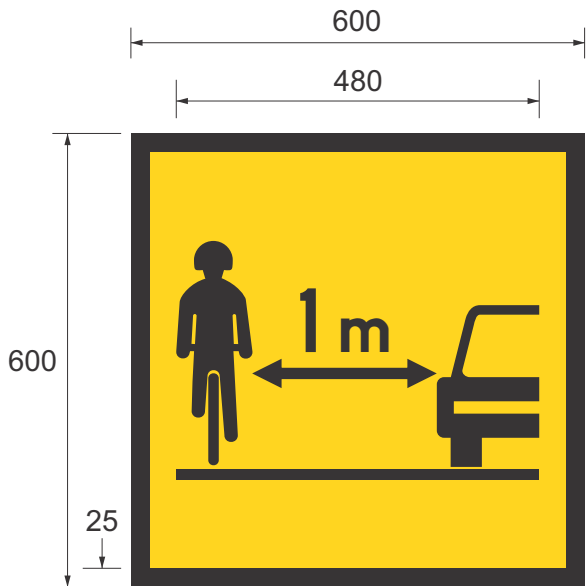
TM8-Q02

Designed
RH 08/21

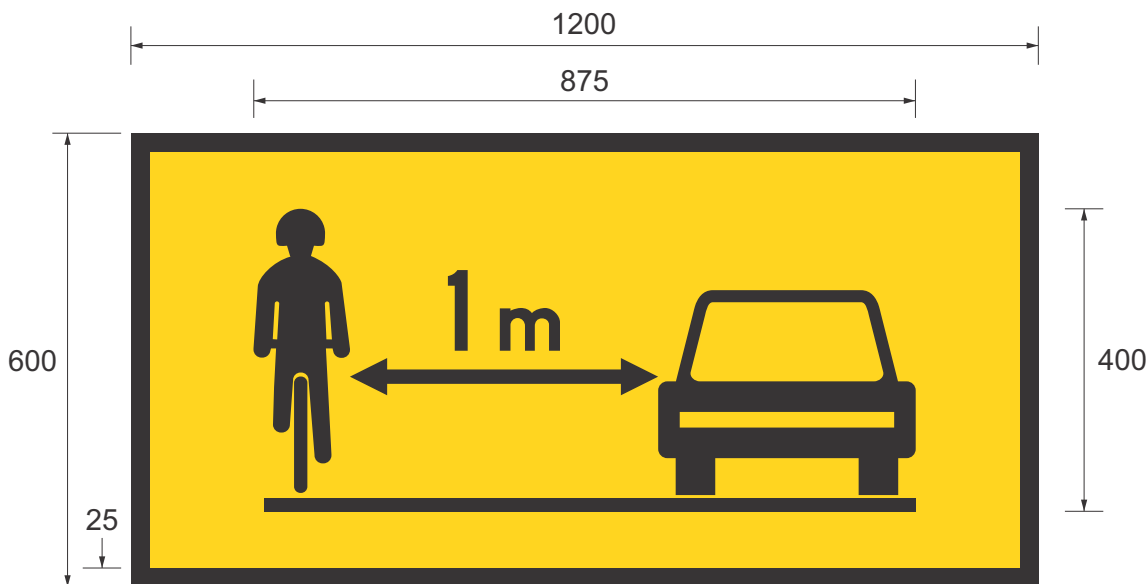
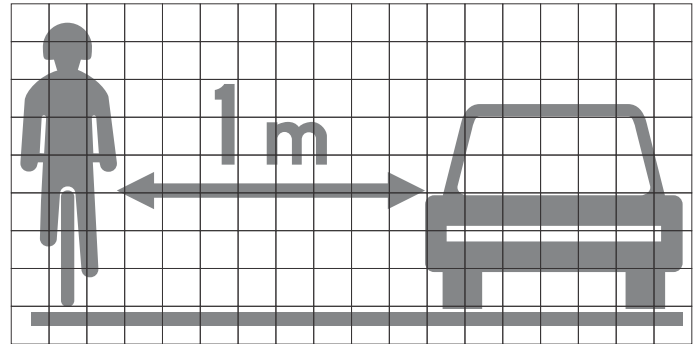
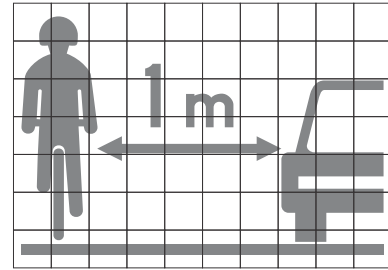
Checked
DJ 08/21

Scale
Not to Scale

A				
---	--	--	--	--



TM8-Q03A



TM8-Q03C

Notes:

1. This sign may be used at a roadworks site where cyclists and traffic are required to mix and it is desirable to provide awareness to motorists to look out for bicycle riders and to share the road safely.
2. Use T8-Q03 where the temporary speed limit is 60 km/h or less. Use TM8-Q04 where the temporary speed limit is greater than 60 km/h.
3. T8-Q05 must be installed with this sign.

Colour Legend

- Retroreflective yellow
- Black



**Queensland
Government**

MULTI-MESSAGE SIGN PLATE
SHARE THE ROAD -
60 km/h OR LESS SPEED ZONES

Department of Transport and Main Roads
Infrastructure Management & Delivery Division

APPROVED AS OFFICIAL TRAFFIC SIGN

05/08/21
Date

TM8-Q03

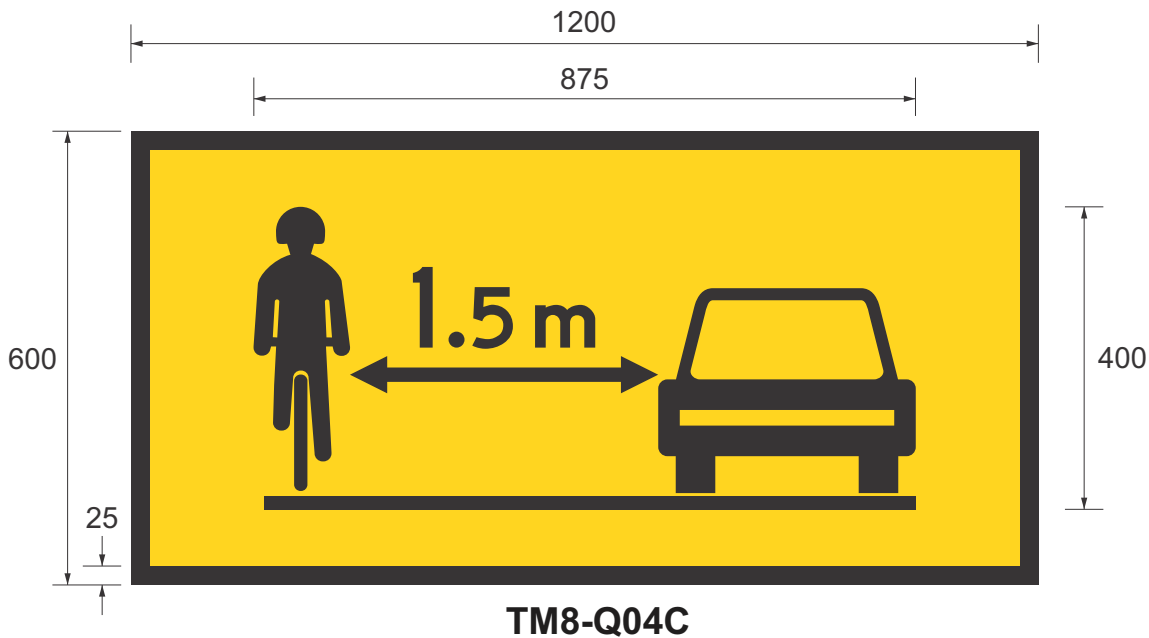
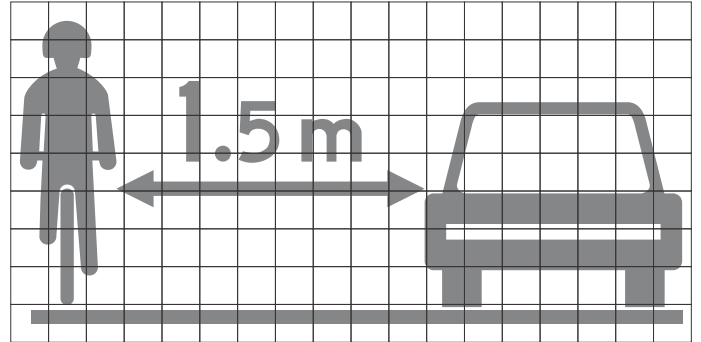
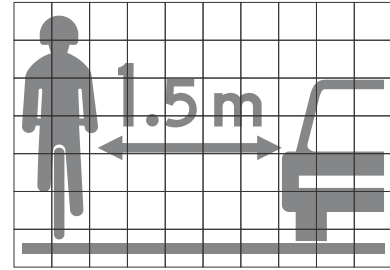
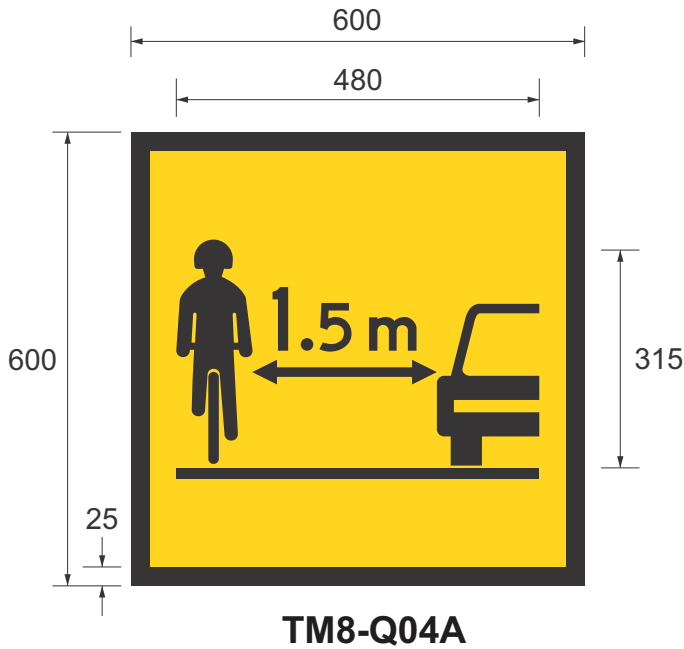
Designed
RH 08/21

Checked
DJ 08/21

Scale
Not to Scale


A/PRINCIPAL ENGINEER
(Traffic Engineering)

A			
---	--	--	--



Colour Legend

- Retroreflective yellow
- Black

Notes:

1. This sign may be used at a roadworks site where cyclists and traffic are required to mix and it is desirable to provide awareness to motorists to look out for bicycle riders and to share the road safely.
2. Use T8-Q03 where the temporary speed limit is 60 km/h or less. Use TM8-Q04 where the temporary speed limit is greater than 60 km/h.
3. TM8-Q05 must be installed with this sign.



**Queensland
Government**

**MULTI-MESSAGE SIGN PLATE
"SHARE THE ROAD"
GREATER THAN 60km/h SPEED ZONES**

Department of Transport and Main Roads
Infrastructure Management & Delivery Division

APPROVED AS OFFICIAL TRAFFIC SIGN

Designed
RH 08/21

Checked
DJ 08/21

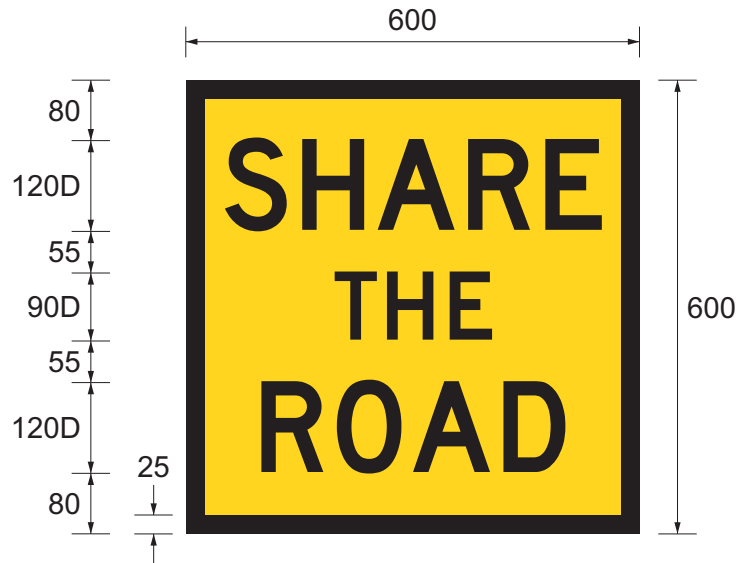
Scale
Not to Scale


A/PRINCIPAL ENGINEER
(Traffic Engineering)

05/08/21
Date

TM8-Q04

A			
---	--	--	--



TM8-Q05_1



TM8-Q05_2

Colour Legend

- Retroreflective yellow
- Black

Note: Must be installed with either TM8-Q03 or TM8-Q04.



**Queensland
Government**

**MULTI-MESSAGE SIGN PLATE
"SHARE THE ROAD"**

Department of Transport and Main Roads
Infrastructure Management & Delivery Division

APPROVED AS OFFICIAL TRAFFIC SIGN


A/PRINCIPAL ENGINEER
(Traffic Engineering)

05/08/21
Date

TM8-Q05

Designed
RH 08/21

Checked
DJ 08/21

Scale
Not to Scale

A				
---	--	--	--	--



Notes:

1. For guidance on the use of this sign refer to the Queensland Manual of Uniform Traffic Control Devices (QMUTCD) Part 3 Appendix A and the Event Traffic Management Design Guidelines (ETMDG), available at www.tmr.qld.gov.au.
2. Fluorescent retroreflective yellow/green is specific to event signs, and to be used in accordance with the QMUTCD Part 3 and ETMDG.

Colour Legend

- Class 400T fluorescent retroreflective yellow/green
- Black



**Queensland
Government**

**MULTI-MESSAGE SIGN PLATE
EVENT ON SIDE ROAD**

Department of Transport and Main Roads
Infrastructure Management & Delivery Division

ISSUED AS OFFICIAL TRAFFIC SIGN

01/12/25
Date

TM9-4-Q01C

Designed
RH 12/25

Checked
JS 12/25

Scale
Not to Scale

A/PRINCIPAL ENGINEER
(Traffic Engineering Practice)

A				
---	--	--	--	--

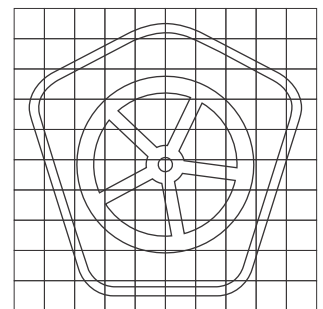
Signface Design Specifications

“Tourist Logos”

Q-Series



40
40



Colour Legend

- Retroreflective white
- Retroreflective brown
- Retroreflective yellow



**Queensland
Government**

TOURIST SIGN LOGO
“COBB & CO TOURIST DRIVE”

Department of Transport and Main Roads
Infrastructure Management & Delivery Division

APPROVED AS OFFICIAL TRAFFIC SIGN

[Signature]
PRINCIPAL ENGINEER
(Traffic Engineering Practice)

21/02/23
Date

TL-Q01_1
Page 1 of 10

Designed
RH 03/21

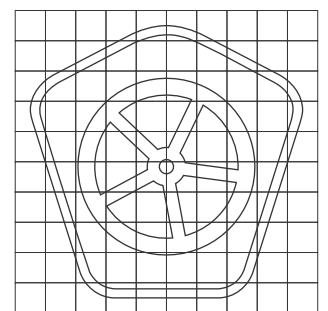
Checked
JP 02/23

Scale
Not to Scale

A	B			
---	---	--	--	--



40
 40



Colour Legend

- Retroreflective brown
- Retroreflective white
- Pantone 123C
- Pantone 376C
- Pantone 299C



**Queensland
 Government**

TOURIST SIGN LOGO
“BRISBANE VALLEY HERITAGE TRAIL“

Department of Transport and Main Roads
 Infrastructure Management & Delivery Division

APPROVED AS OFFICIAL TRAFFIC SIGN

21/02/23
 Date

TL-Q01_2

Page 2 of 10

Designed
 RH 03/21

Checked
 JP 02/23

Scale
 Not to Scale

PRINCIPAL ENGINEER
 (Traffic Engineering Practice)

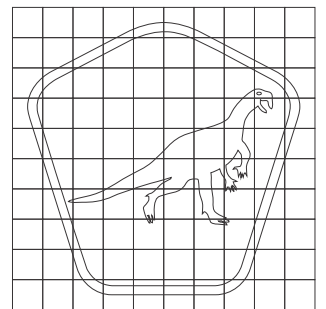
A	B			
---	---	--	--	--



Colour Legend

- Retroreflective white
- Retroreflective brown
- Retroreflective yellow

40
 40



**Queensland
Government**

TOURIST SIGN LOGO
“MUTTABURRASAUROUS TOURIST DRIVE”

Department of Transport and Main Roads
 Infrastructure Management & Delivery Division

APPROVED AS OFFICIAL TRAFFIC SIGN

[Signature]
 PRINCIPAL ENGINEER
 (Traffic Engineering Practice)

21/02/23
 Date

TL-Q01_3
 Page 3 of 10

Designed
 RH 03/21

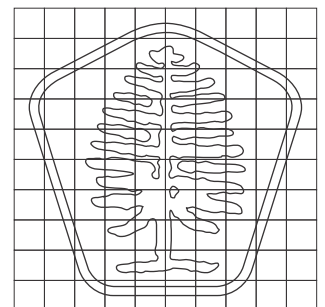
Checked
 JP 02/23

Scale
 Not to Scale

A	B			
---	---	--	--	--



40
 40



Colour Legend

- Retroreflective white
- Retroreflective brown



**Queensland
 Government**

**TOURIST SIGN LOGO
 "GREAT BUNYA TOURIST DRIVE"**

Department of Transport and Main Roads
 Infrastructure Management & Delivery Division

APPROVED AS OFFICIAL TRAFFIC SIGN

[Signature]
 PRINCIPAL ENGINEER
 (Traffic Engineering Practice)

21/02/23
 Date

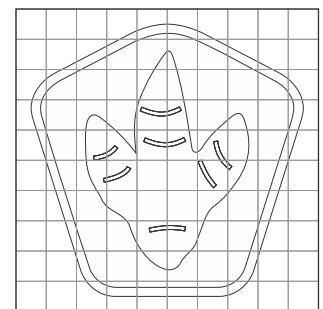
TL-Q01_4
 Page 4 of 10

Designed RH 03/21	Checked JP 02/23	Scale Not to Scale
----------------------	---------------------	-----------------------




A	B		
---	---	--	--



40
 40



Colour Legend

-  Retroreflective white
-  Retroreflective brown
-  Retroreflective yellow



**Queensland
Government**

**TOURIST SIGN LOGO
"DINOSAUR WAY TOURIST DRIVE"**

Department of Transport and Main Roads
Infrastructure Management & Delivery Division

APPROVED AS OFFICIAL TRAFFIC SIGN


PRINCIPAL ENGINEER
 (Traffic Engineering Practice)

21/02/23
Date

TL-Q01_5
Page 5 of 10

Designed
RH 03/21

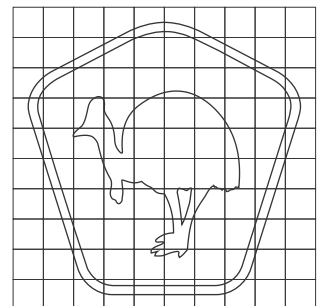
Checked
JP 02/23

Scale
Not to Scale

A	B			
---	---	--	--	--



40
 40



Colour Legend

- Retroreflective white
- Retroreflective brown
- Retroreflective yellow



**Queensland
Government**

**TOURIST SIGN LOGO
"CASSOWARY TOURIST DRIVE"**

Department of Transport and Main Roads
Infrastructure Management & Delivery Division

APPROVED AS OFFICIAL TRAFFIC SIGN


PRINCIPAL ENGINEER
 (Traffic Engineering Practice)

21/02/23
Date

TL-Q01_6
Page 6 of 10

Designed
RH 03/21

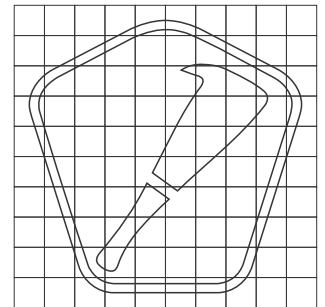
Checked
JP 02/23

Scale
Not to Scale



A	B		
---	---	--	--



40
 40



Colour Legend

-  Retroreflective white
-  Retroreflective brown



**Queensland
Government**

**TOURIST SIGN LOGO
"CANE CUTTER WAY TOURIST DRIVE"**

Department of Transport and Main Roads
Infrastructure Management & Delivery Division

APPROVED AS OFFICIAL TRAFFIC SIGN


PRINCIPAL ENGINEER
 (Traffic Engineering Practice)

21/02/23
Date

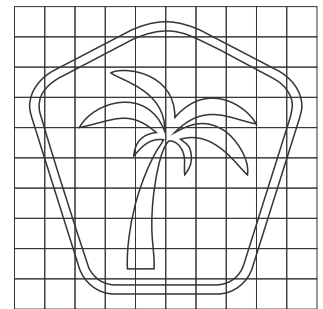
TL-Q01_7
Page 7 of 10

Designed RH 03/21	Checked JP 02/23	Scale Not to Scale
----------------------	---------------------	-----------------------



A	B			
---	---	--	--	--



40
 40



Colour Legend

-  Retroreflective white
-  Retroreflective brown



**Queensland
Government**

TOURIST SIGN LOGO
“GREAT BARRIER REEF TOURIST DRIVE”

Department of Transport and Main Roads
 Infrastructure Management & Delivery Division

APPROVED AS OFFICIAL TRAFFIC SIGN


 PRINCIPAL ENGINEER
 (Traffic Engineering Practice)

21/02/23
 Date

TL-Q01_8
 Page 8 of 10

Designed
 RH 03/21

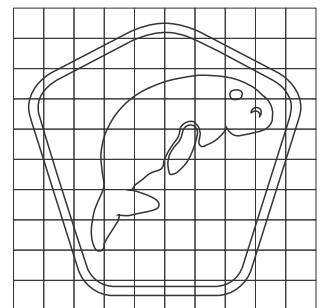
Checked
 JP 02/23

Scale
 Not to Scale

A	B			
---	---	--	--	--



40
40



Colour Legend

- Retroreflective white
- Retroreflective brown



**Queensland
Government**

**TOURIST SIGN LOGO
"MORETON BAY TOURIST DRIVE"**

Department of Transport and Main Roads
Infrastructure Management & Delivery Division

APPROVED AS OFFICIAL TRAFFIC SIGN

[Signature]
PRINCIPAL ENGINEER
(Traffic Engineering Practice)

21/02/23
Date

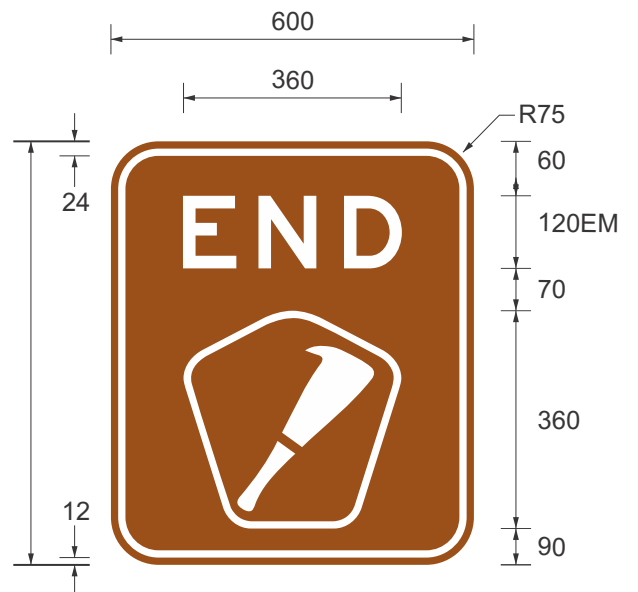
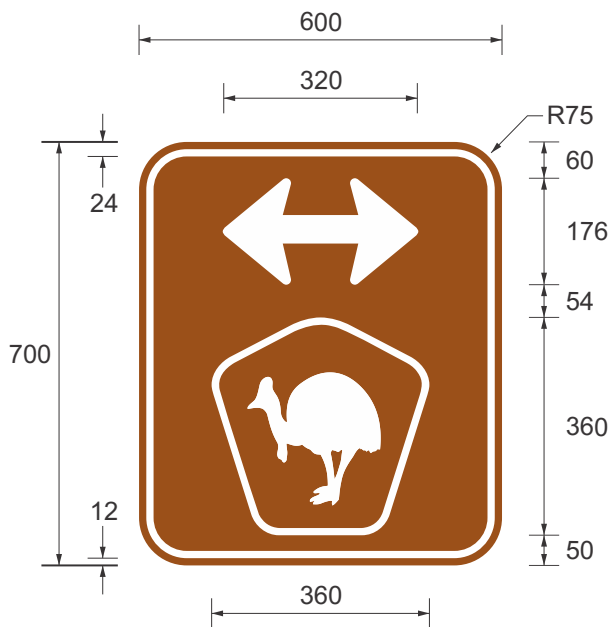
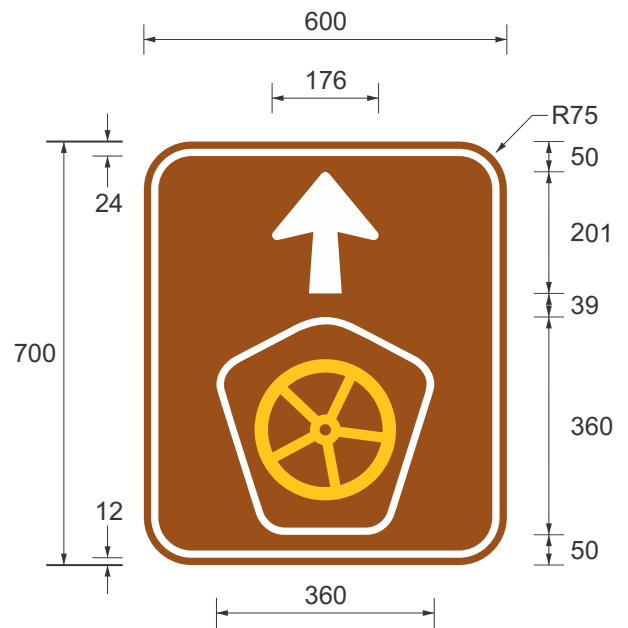
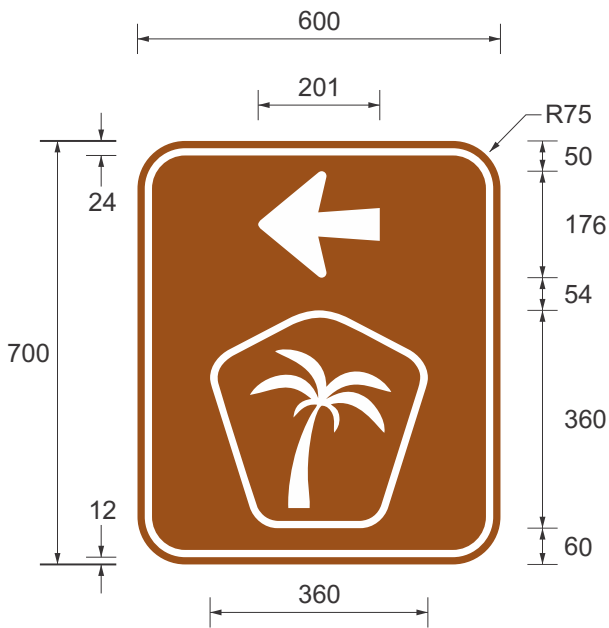
TL-Q01_9
Page 9 of 10

Designed
RH 03/21

Checked
JP 02/23

Scale
Not to Scale

A	B			
---	---	--	--	--



**Queensland
Government**

TOURIST SIGN LOGO EXAMPLES

Department of Transport and Main Roads
Infrastructure Management & Delivery Division

APPROVED AS OFFICIAL TRAFFIC SIGN

[Signature]
PRINCIPAL ENGINEER
(Traffic Engineering Practice)

21/02/23
Date

TL-Q01_10

Page 10 of 10

Designed
RH 03/21

Checked
JP 02/23

Scale
Not to Scale

A	B			
---	---	--	--	--

NAME

PACIFIC COAST WAY

LOGO INITIALS



LOGO IMAGE



EXAMPLE



Queensland
Government

STATE STRATEGIC TOURING ROUTE LOGO (PACIFIC COAST WAY)

Department of Transport and Main Roads
Infrastructure Management & Delivery Division

ISSUED AS OFFICIAL TRAFFIC SIGN

10/11/25
Date

TL-Q02_1

Page 1 of 11

Designed
RH 02/23

Checked
DJ 11/25

Scale
Not to Scale


A/PRINCIPAL ENGINEER
(Traffic Engineering Practice)

A	B		
---	---	--	--

NAME

MATILDA WAY

LOGO INITIALS



LOGO IMAGE



EXAMPLE



Queensland
Government

STATE STRATEGIC TOURING
ROUTE LOGO
(MATILDA WAY)

Department of Transport and Main Roads
Infrastructure Management & Delivery Division

ISSUED AS OFFICIAL TRAFFIC SIGN

10/11/25
Date

TL-Q02_2

Page 2 of 11

Designed
RH 02/23

Checked
DJ 11/25

Scale
Not to Scale

A/PRINCIPAL ENGINEER
(Traffic Engineering Practice)

A	B		
---	---	--	--

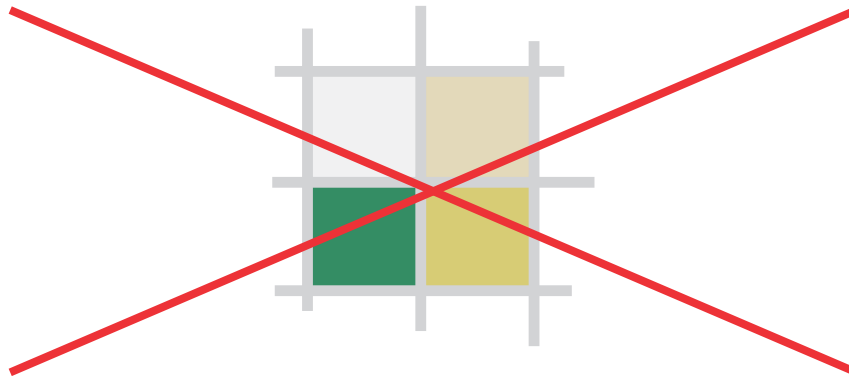
NAME

WARREGO WAY

LOGO INITIALS



LOGO IMAGE



EXAMPLE



Queensland
Government

STATE STRATEGIC TOURING
ROUTE LOGO
(WARREGO WAY)

Department of Transport and Main Roads
Infrastructure Management & Delivery Division

ISSUED AS OFFICIAL TRAFFIC SIGN

10/11/25
Date

TL-Q02_3

Page 3 of 11

Designed
RH 02/23

Checked
DJ 11/25

Scale
Not to Scale


A/PRINCIPAL ENGINEER
(Traffic Engineering Practice)

A	B		
---	---	--	--

NAME

OVERLANDERS WAY

LOGO INITIALS



LOGO IMAGE



EXAMPLE



Queensland
Government

STATE STRATEGIC TOURING ROUTE LOGO (OVERLANDERS WAY)

Department of Transport and Main Roads
Infrastructure Management & Delivery Division

ISSUED AS OFFICIAL TRAFFIC SIGN

10/11/25
Date

TL-Q02_4

Page 4 of 11

Designed
RH 02/23

Checked
DJ 11/25

Scale
Not to Scale

A/PRINCIPAL ENGINEER
(Traffic Engineering Practice)

A	B		
---	---	--	--

NAME

GREAT INLAND WAY

LOGO INITIALS



LOGO IMAGE



EXAMPLE



**Queensland
Government**

**STATE STRATEGIC TOURING
ROUTE LOGO
(GREAT INLAND WAY)**

Department of Transport and Main Roads
Infrastructure Management & Delivery Division

ISSUED AS OFFICIAL TRAFFIC SIGN

10/11/25
Date

TL-Q02_5

Page 5 of 11

Designed
RH 02/23

Checked
DJ 11/25

Scale
Not to Scale

A/PRINCIPAL ENGINEER
(Traffic Engineering Practice)

A	B		
---	---	--	--

NAME

SAVANNAH WAY

LOGO INITIALS



LOGO IMAGE



EXAMPLE



Queensland
Government

STATE STRATEGIC TOURING
ROUTE LOGO
(SAVANNAH WAY)

Department of Transport and Main Roads
Infrastructure Management & Delivery Division

ISSUED AS OFFICIAL TRAFFIC SIGN

10/11/25
Date

TL-Q02_6

Page 6 of 11

Designed
RH 02/23

Checked
DJ 11/25

Scale
Not to Scale

A/PRINCIPAL ENGINEER
(Traffic Engineering Practice)

A	B			
---	---	--	--	--

NAME

AUSTRALIA'S COUNTRY WAY

LOGO INITIALS



LOGO IMAGE



EXAMPLE



Queensland
Government

STATE STRATEGIC TOURING ROUTE LOGO (AUSTRALIA'S COUNTRY WAY)

Department of Transport and Main Roads
Infrastructure Management & Delivery Division

ISSUED AS OFFICIAL TRAFFIC SIGN

10/11/25
Date

TL-Q02_7

Page 7 of 11

Designed
RH 02/23

Checked
DJ 11/25

Scale
Not to Scale

A/PRINCIPAL ENGINEER
(Traffic Engineering Practice)

A	B		
---	---	--	--

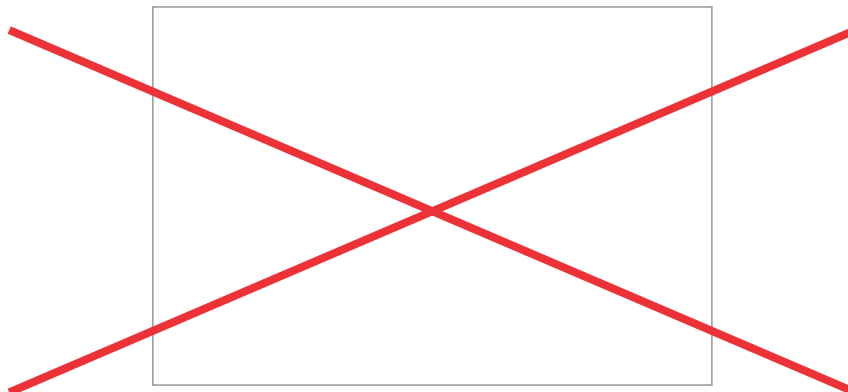
NAME

CAPRICORN WAY

LOGO INITIALS



LOGO IMAGE



EXAMPLE



Queensland
Government

STATE STRATEGIC TOURING ROUTE LOGO (CAPRICORN WAY)

Department of Transport and Main Roads
Infrastructure Management & Delivery Division

ISSUED AS OFFICIAL TRAFFIC SIGN

10/11/25
Date

TL-Q02_8

Page 8 of 11

Designed
RH 02/23

Checked
DJ 11/25

Scale
Not to Scale

A/PRINCIPAL ENGINEER
(Traffic Engineering Practice)

A	B		
---	---	--	--

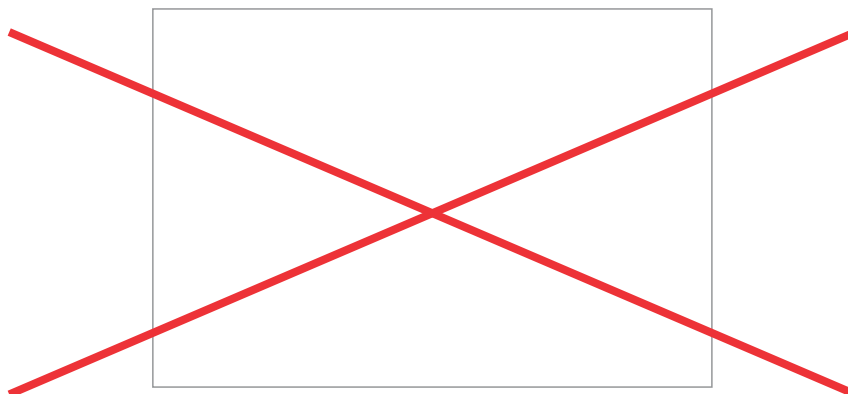
NAME

LEICHHARDT WAY

LOGO INITIALS



LOGO IMAGE



EXAMPLE



Queensland
Government

STATE STRATEGIC TOURING
ROUTE LOGO
(LEICHHARDT WAY)

Department of Transport and Main Roads
Infrastructure Management & Delivery Division

ISSUED AS OFFICIAL TRAFFIC SIGN

10/11/25
Date

TL-Q02_9

Page 9 of 11

Designed
RH 02/23

Checked
DJ 11/25

Scale
Not to Scale

A/PRINCIPAL ENGINEER
(Traffic Engineering Practice)

A	B		
---	---	--	--

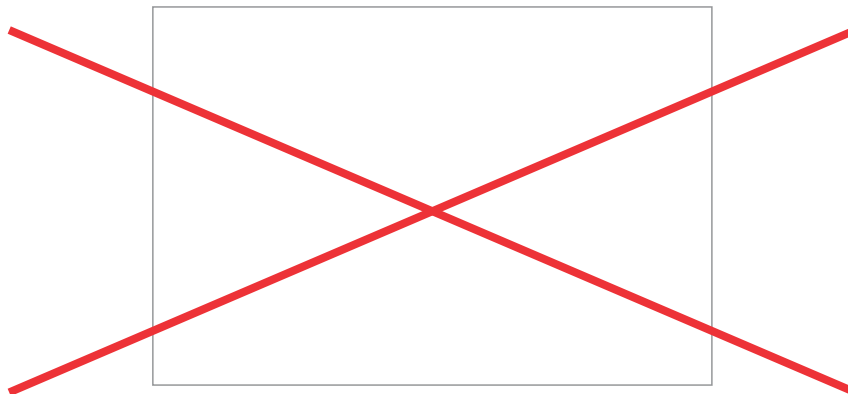
NAME

ADVENTURE WAY

LOGO INITIALS



LOGO IMAGE



EXAMPLE



Queensland
Government

STATE STRATEGIC TOURING ROUTE LOGO (ADVENTURE WAY)

Department of Transport and Main Roads
Infrastructure Management & Delivery Division

ISSUED AS OFFICIAL TRAFFIC SIGN

10/11/25
Date

TL-Q02_10

Page 10 of 11

Designed
RH 02/23

Checked
DJ 11/25

Scale
Not to Scale

A/PRINCIPAL ENGINEER
(Traffic Engineering Practice)

A	B		
---	---	--	--

SSTR	Individual SSTR image or initials as route name as a logo
Pacific Coast Way	Individual SSTR logo - see Note 3 below
Matilda Way	Individual SSTR logo
Warrego Way	Route name Initials(WW)
Overlanders Way	Individual SSTR logo
Great Inland Way	Individual SSTR logo
Savannah Way	Individual SSTR logo
Australia's Country Way	Route name initials (ACW) – see Note 2 below
Capricorn Way	Route name initials (CW)
Leichhardt Way	Route name initials (LW)
Adventure Way	Route name initials (AW)

Notes:

1. The table above reflects the choice of either the individual SSTR logo or their route name initials as a logo for each of the SSTRs.
2. Australia's Country Way initially had a mix of its individual SSTR logo and the initials style logo (ACW) used on the SSTR identification signs along this route. In order to achieve a consistent approach, as existing SSTR identification signs require replacement, the SSTR logo will be replaced by the initials style logo (ACW). Over time this will provide a consistent route initials style approach along this route.
3. Pacific Coast Way was initially signed using the initials style logo (PCW) on the SSTR identification signs along this route, however as existing SSTR identification signs require replacement the individual SSTR logo for Pacific Coast Way will be used. Over time this will provide a consistent SSTR logo along this route.



**Queensland
Government**

**STATE STRATEGIC TOURING
ROUTE LOGO NOTES**

Department of Transport and Main Roads
Infrastructure Management & Delivery Division

ISSUED AS OFFICIAL TRAFFIC SIGN

[Signature]

10/11/25

TL-Q02_11

Designed
RH 02/23

Checked
DJ 11/25

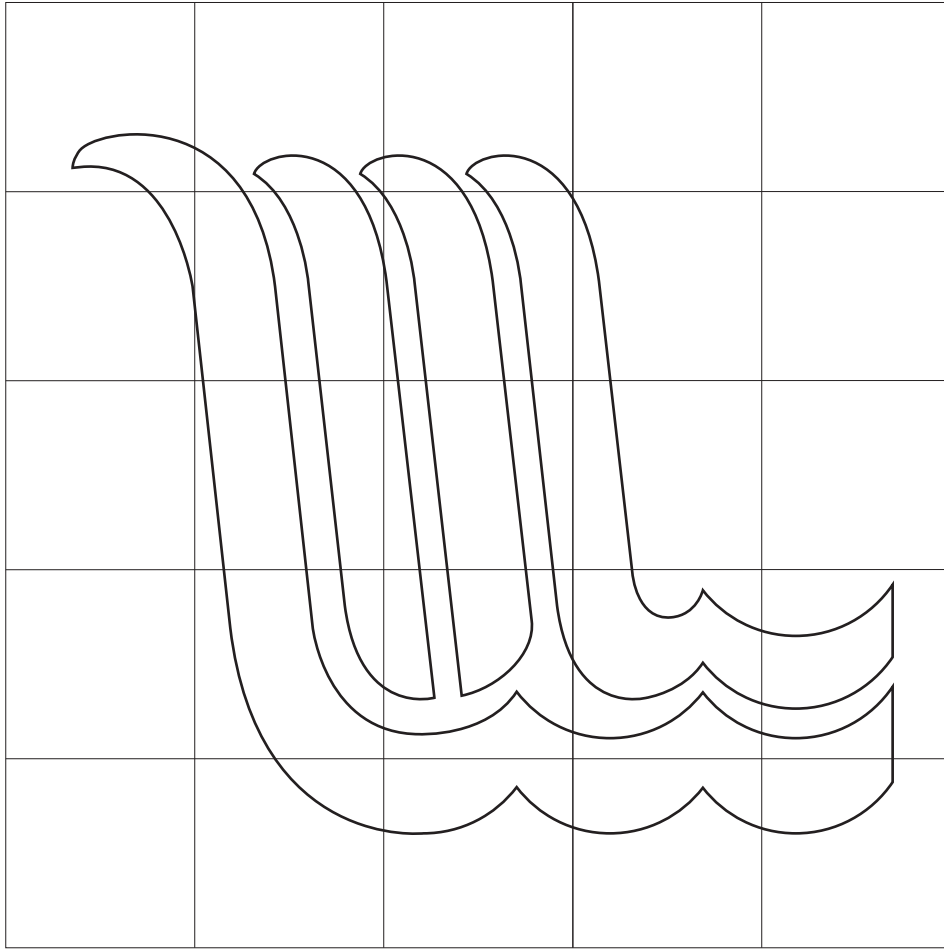
Scale
Not to Scale

A/PRINCIPAL ENGINEER
(Traffic Engineering Practice)

Date

Page 11 of 11

A	B		
---	---	--	--



Colour Legend

- Retroreflective white
- Retroreflective brown



**Queensland
Government**

**TOURIST SIGN SYMBOL
"WATERFALL"**

Department of Transport and Main Roads
Infrastructure Management & Delivery Division

APPROVED AS OFFICIAL TRAFFIC SIGN

Designed
RH 04/21

Checked
DJ 04/21

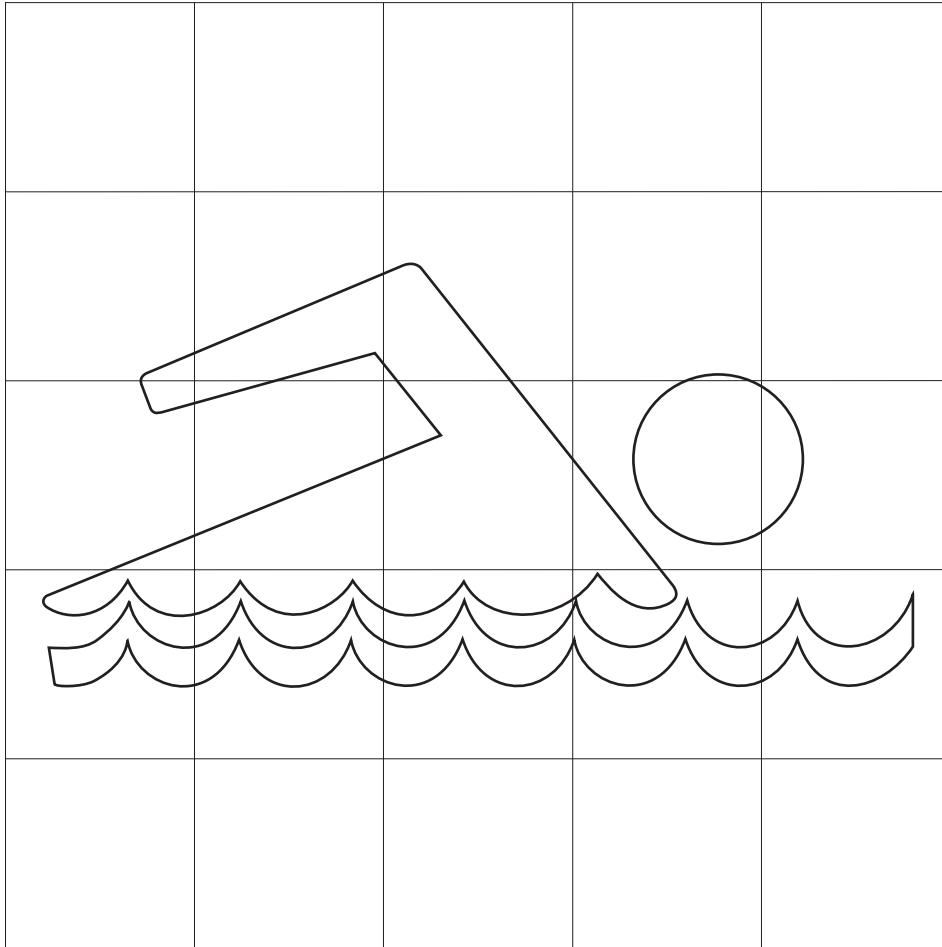
Scale
Not to Scale

R King
PRINCIPAL ENGINEER
(Traffic Engineering)

06/04/21
Date

TS-Q01

A			
---	--	--	--



Colour Legend

- Retroreflective brown
- Retroreflective white



**Queensland
Government**

**TOURIST SIGN SYMBOL
"SWIMMING"**

Department of Transport and Main Roads
Infrastructure Management & Delivery Division

APPROVED AS OFFICIAL TRAFFIC SIGN

26/07/21
Date

TS-Q02

Designed
RH 07/21

Checked
DJ 07/21

Scale
Not to Scale

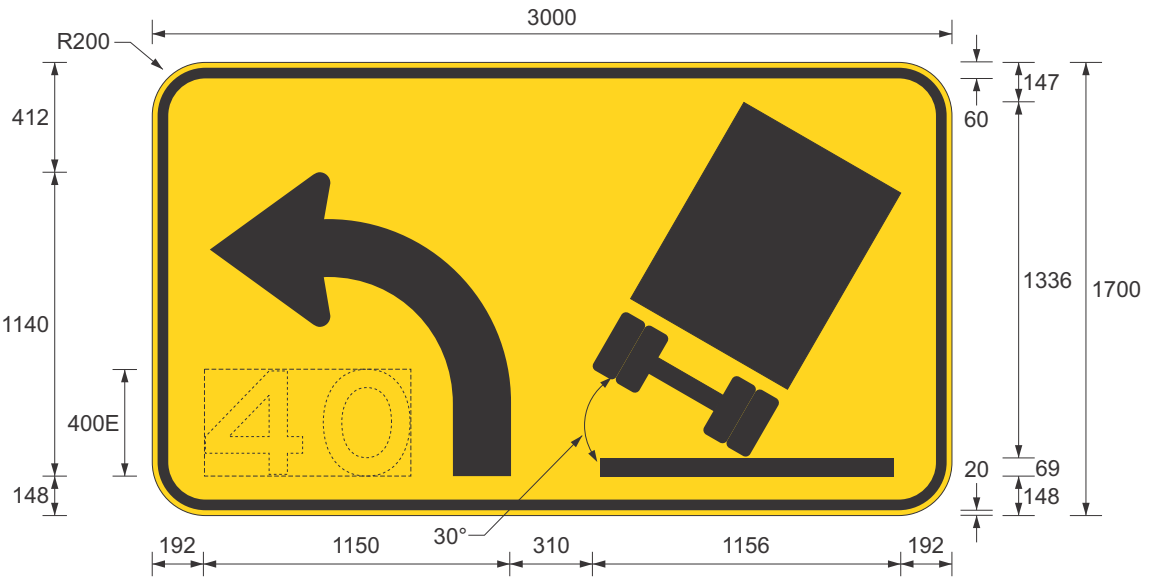
A/PRINCIPAL ENGINEER
(Traffic Engineering)

A			
---	--	--	--

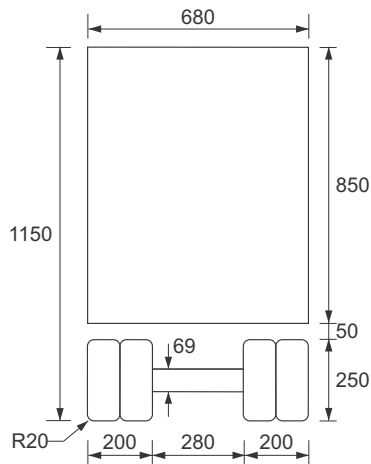
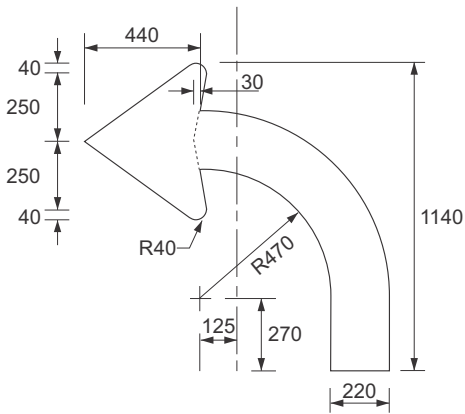
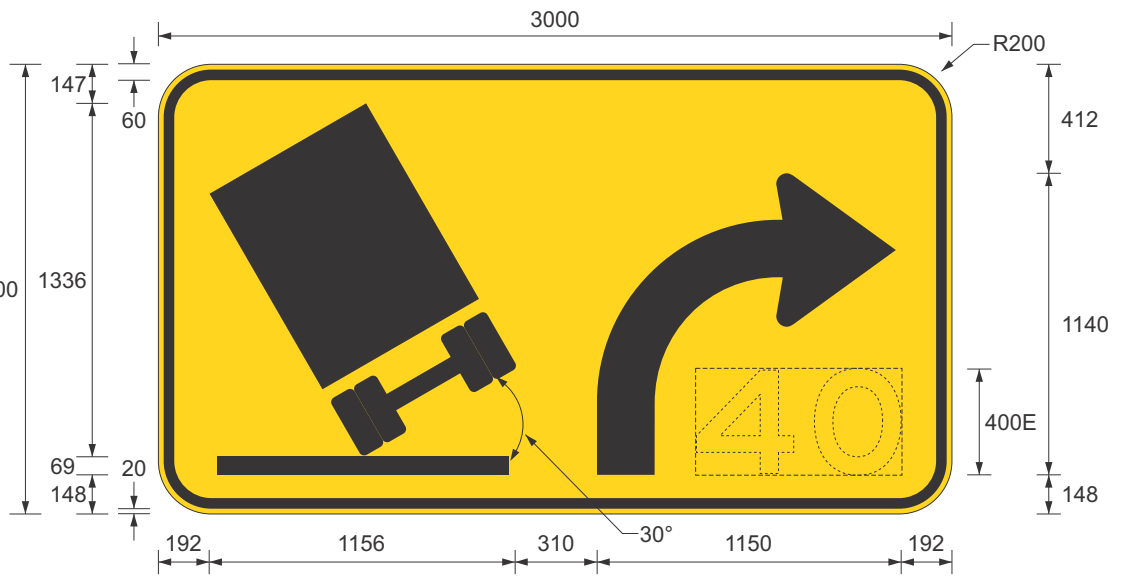
Signface Design Specifications

“W” Q-Series

W1-8-Q01(L)



W1-8-Q01(R)



Colour Legend

- Retroreflective yellow
- Black

Notes:

1. To be used only when W1-8 sign can't be installed due to physical constraints.
2. Insert appropriate speed limit, if applicable.
3. Speed to be shown in multiples of 10 km/h as per Part 2 of MUTCD.



**Queensland
Government**

WARNING SIGN

"TILTING TRUCK (SYMBOL) (L & R)"

Department of Transport and Main Roads
Infrastructure Management & Delivery Division

APPROVED AS OFFICIAL TRAFFIC SIGN

Designed
RH 01/20

Checked
DJ 01/20

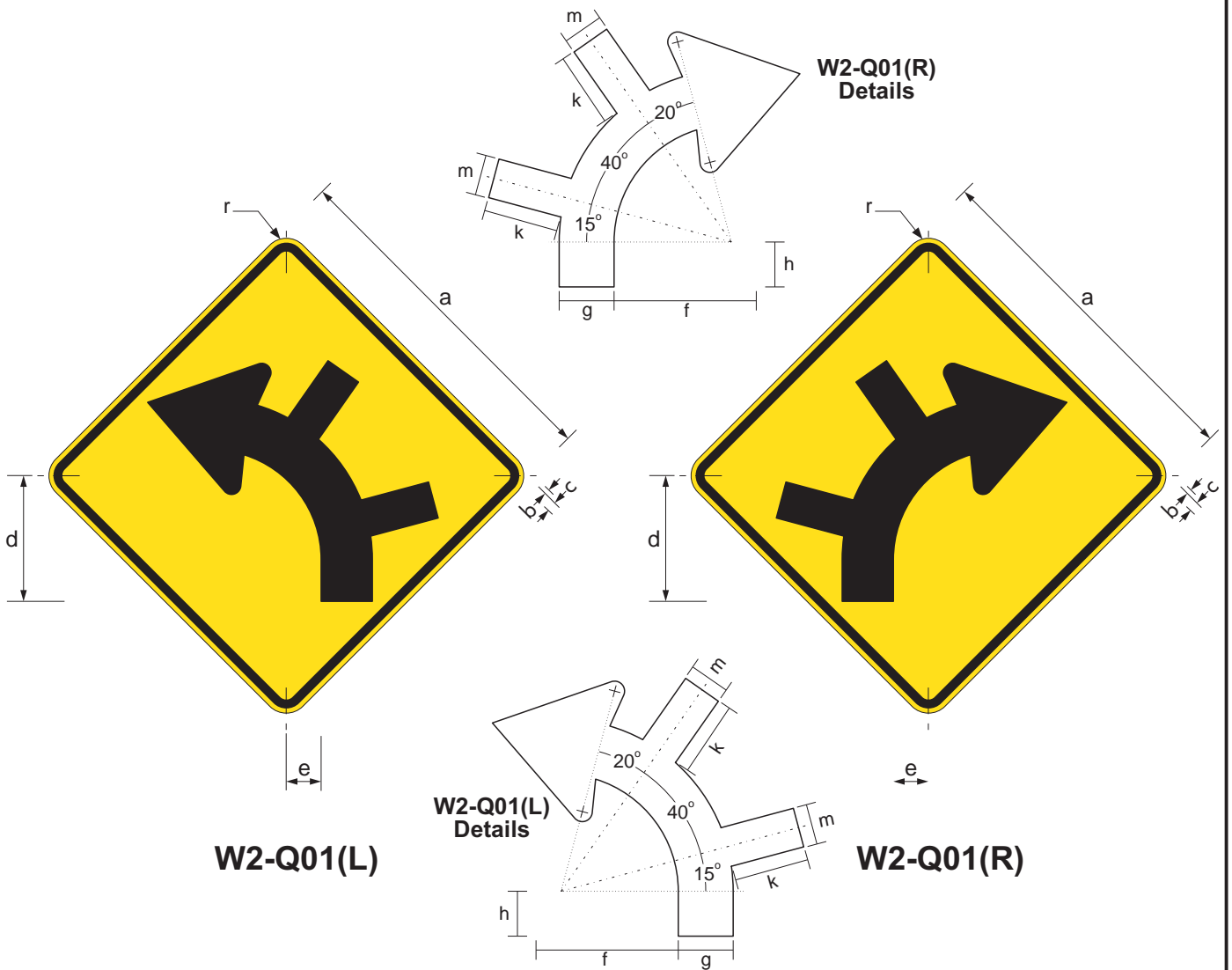
Scale
Not to Scale

R King
PRINCIPAL ENGINEER
(Traffic Engineering)

30/01/20
Date

W1-8-Q01

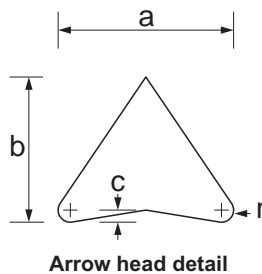
A



	a	b	c	d	e	f	g	h	k	m	r
W2-Q01A	600	8	16	216	60	188	88	72	120	64	40
W2-Q01B	750	10	20	270	75	235	110	90	150	80	50
W2-Q01C	900	12	24	324	90	282	132	108	180	96	60
W2-Q01D	1200	16	32	432	120	376	176	144	300	128	80

Colour Legend

- Black
- Retroreflective yellow



	a	b	c	r
ARROW HEAD A	232	192	16	16
ARROW HEAD B	290	240	20	20
ARROW HEAD C	348	288	24	24
ARROW HEAD D	464	384	32	32



**Queensland
Government**

**WARNING SIGN
"SUCCESSIVE SIDE ROAD JUNCTION
ON A CURVE"**

Infrastructure Management & Delivery Division

APPROVED AS OFFICIAL TRAFFIC SIGN

W2-Q01

Designed
TV 12/10

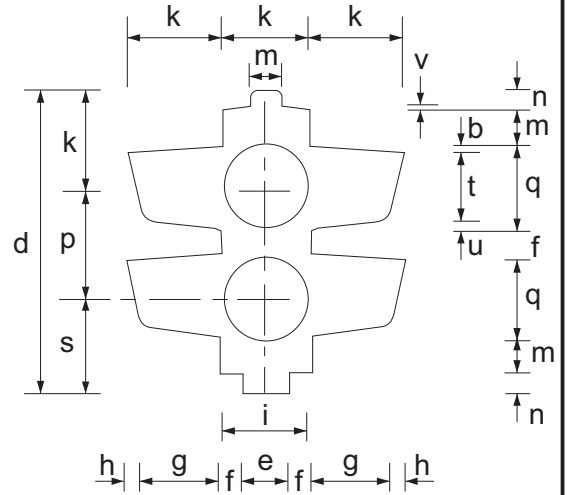
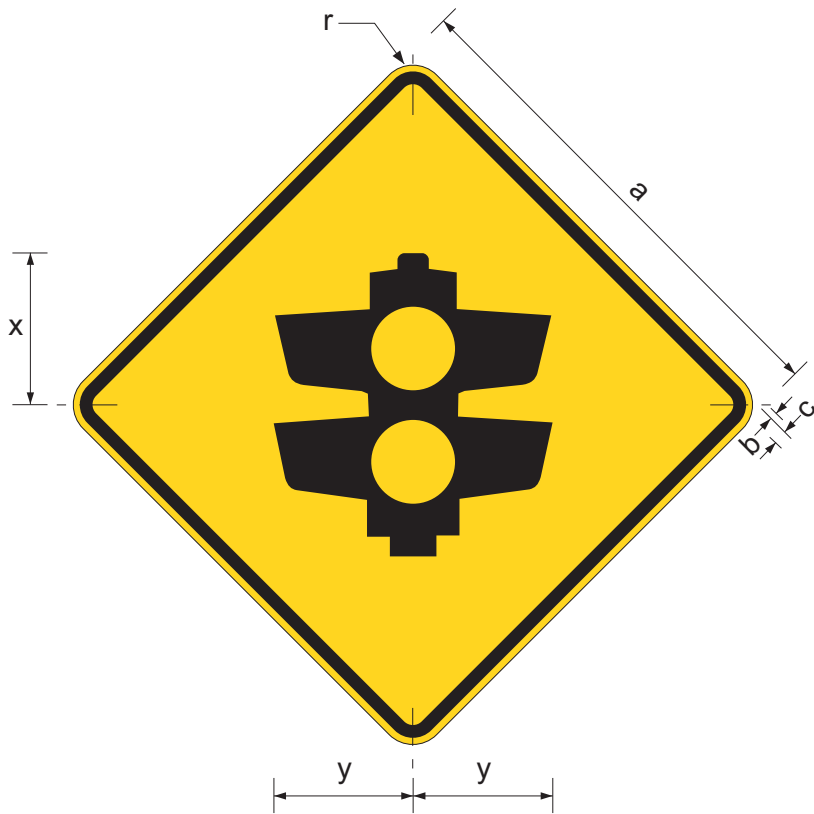
Checked
DJ 12/10

Scale
Not to Scale

R King
ACTING PRINCIPAL ENGINEER
(Traffic Engineering)

21/01/13
Date

A	B			
---	---	--	--	--



	a	b	c	d	e	f	g	h	i	k	m	n	p	q	s	t	u	v	x	y	r
W3-Q01A	600	8	16	364	56	28	92	20	96	112	44	24	132	100	116	80	12	4	182	168	40
W3-Q01B	750	10	20	455	70	35	115	25	120	140	55	30	165	125	145	100	15	5	228	210	50

Colour Legend



Black



Retroreflective yellow

Note: This sign shall only be used at emergency service facilities in accordance with AS1742.14, Clause 7.1(a).



**Queensland
Government**

**WARNING SIGN
"SIGNALS AHEAD"**

Infrastructure Management & Delivery Division

APPROVED AS OFFICIAL TRAFFIC SIGN

Designed
RH 8/95

Checked
DJ 03/19

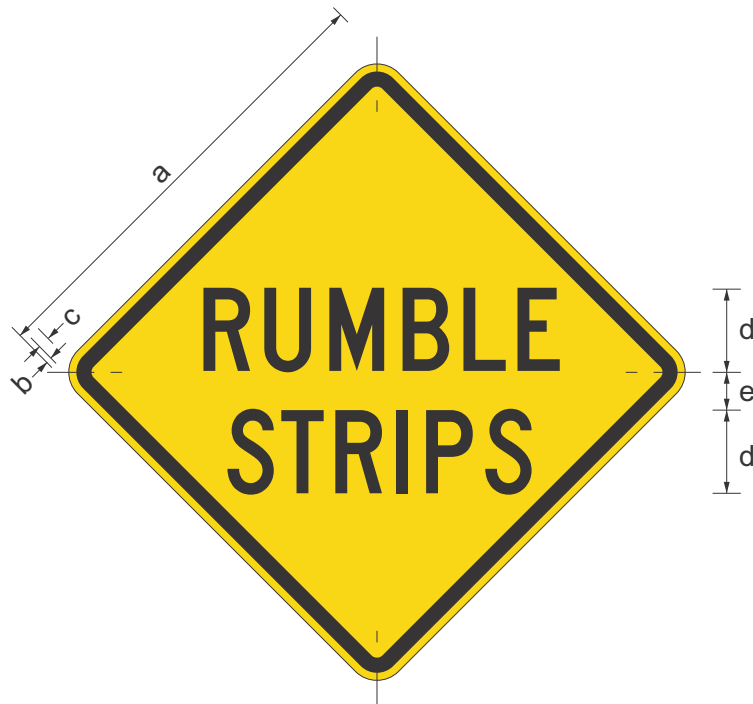
Scale
Not to Scale

R King
PRINCIPAL ENGINEER
(Traffic Engineering)

05/03/19
Date

W3-Q01

A	B		
---	---	--	--



	a	b	c	d	e	r
A	600	10	20	110C	50	40
B	750	10	20	140C	62	50
C	900	15	30	160C	75	60

Colour Legend

- Class 400 retroreflective yellow
- Black (legend and border)



**Queensland
Government**

RUMBLE STRIPS

Department of Transport and Main Roads
Infrastructure Management & Delivery Division

APPROVED AS OFFICIAL TRAFFIC SIGN

A/PRINCIPAL ENGINEER
(Traffic Engineering Practice)

17/06/25
Date

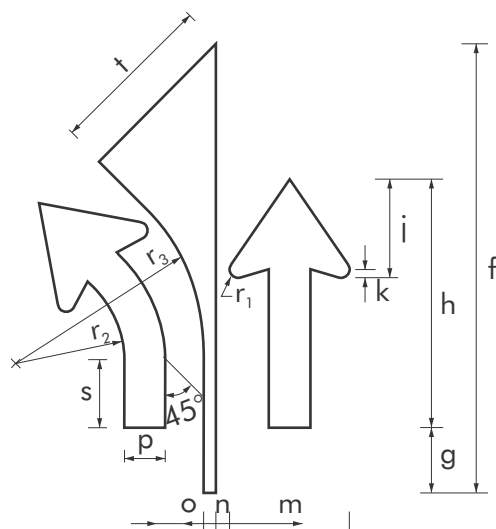
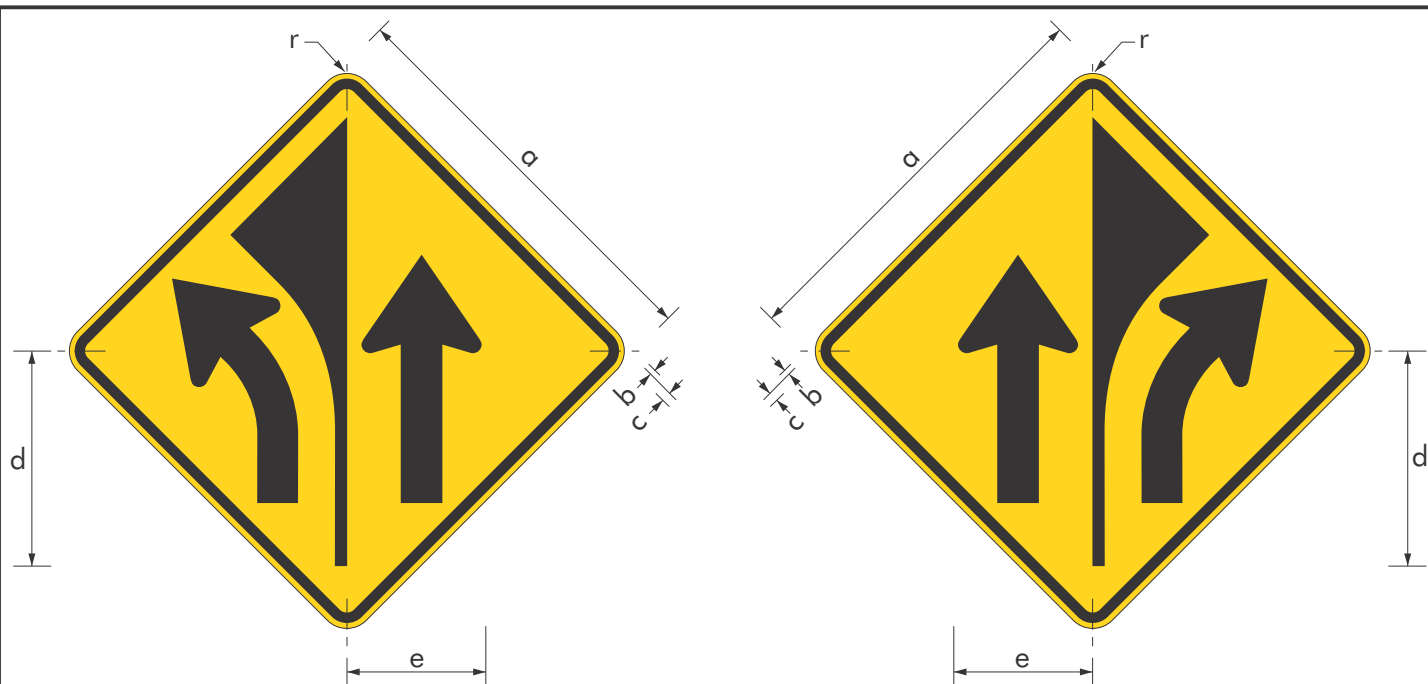
W5-020-Q01
(Previously W5-Q09)

Designed
RH 06/25

Checked
DJ 06/25

Scale
Not to Scale

A			
---	--	--	--



	a	b	c	d	e	f	g	h	j	k	m	n	o	p	s	t	r	r ₁	r ₂	r ₃
A	600	8	16	316	204	660	96	365	145	12	176	20	18	60	100	244	40	12	160	300
B	750	10	20	395	255	825	120	456	181	15	220	25	22	75	125	305	50	15	200	375
C	900	12	24	474	306	990	144	547	217	18	264	30	26	90	150	366	60	18	240	450
D	1200	16	32	632	408	1320	191	730	290	24	352	40	36	120	200	488	80	24	320	600

Colour Legend

- Black (symbols and border)
- Retroreflective yellow (background)



**Queensland
Government**

**WARNING SIGN
LANE SUBTRACTED (L & R)**

Department of Transport and Main Roads
Infrastructure Management & Delivery Division

APPROVED AS OFFICIAL TRAFFIC SIGN

[Signature]
PRINCIPAL ENGINEER
(Traffic Engineering Practice)

07/09/23
Date

W5-35-Q01

Designed
RH 09/23

Checked
JP 09/23

Scale
Not to Scale

A				
---	--	--	--	--



	a	b	c	d	e	f	r
A	600	10	20	80C	52	23	40
B	750	10	20	100C	65	29	50
C	900	15	30	120C	80	35	60

Colour Legend

- Retroreflective yellow
- Black



**Queensland
Government**

**WARNING SIGN
EMERGENCY VEHICLES**

Department of Transport and Main Roads
Infrastructure Management & Delivery Division

APPROVED AS OFFICIAL TRAFFIC SIGN

22/05/23
Date

W5-36-Q01

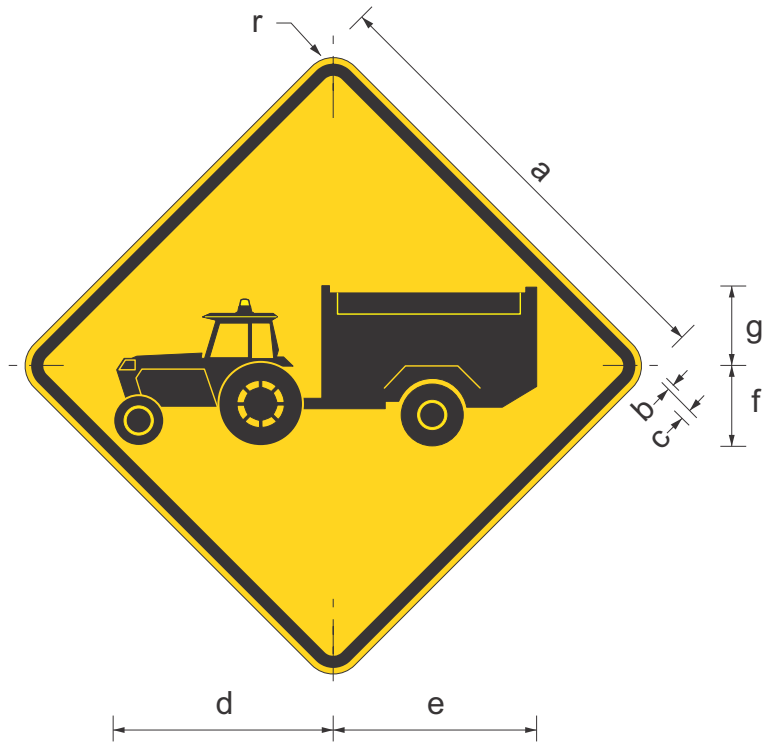
Designed
RH 05/23

Checked
JP 05/23

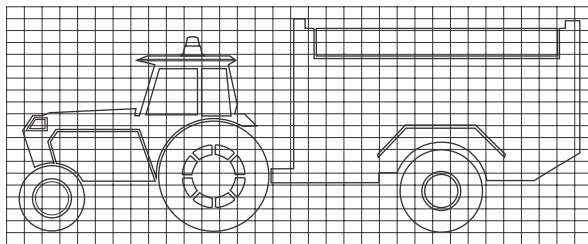
Scale
Not to Scale

PRINCIPAL ENGINEER
(Traffic Engineering Practice)

A				
---	--	--	--	--



	a	b	c	d	e	f	g	r
A	600	10	20	291	269	107	105	40
B	750	10	20	364	336	134	132	50
C	900	15	30	436	404	160	157	60



Q8-Q15

Example use

Note: Sign is to be used with supplementary plate W8-Q15.

Colour Legend

- Retroreflective yellow
- Black



**Queensland
Government**

**WARNING SIGN
CANE VEHICLE CROSSING**

Department of Transport and Main Roads
Infrastructure Management & Delivery Division

APPROVED AS OFFICIAL TRAFFIC SIGN

[Signature]
PRINCIPAL ENGINEER
(Traffic Engineering Practice)

11/05/23
Date

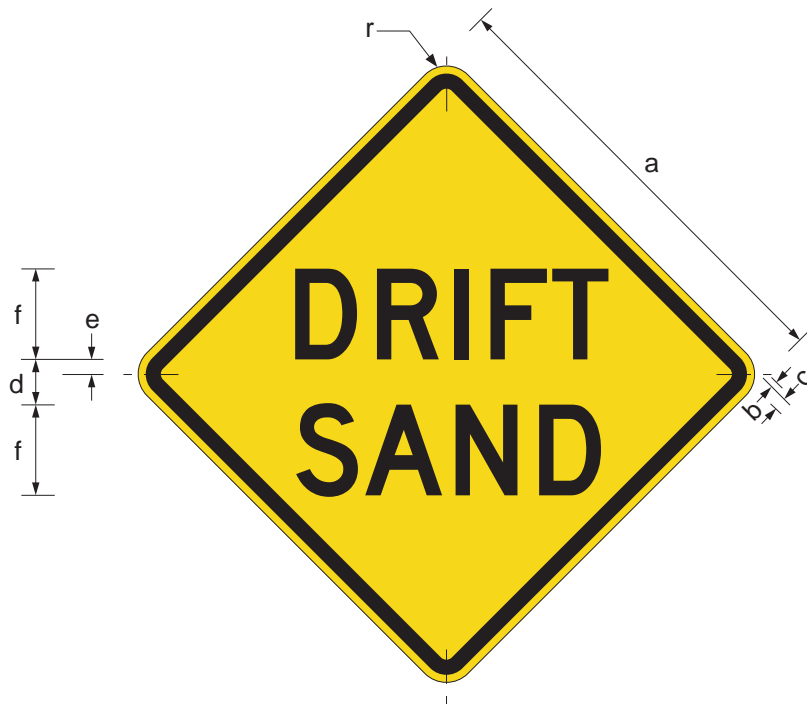
W5-50-Q01

Designed
RH 06/99

Checked
JP 05/23

Scale
Not to Scale

A				
---	--	--	--	--



	a	b	c	d	e	f	r
W5-Q04A	600	10	20	60	20	120D	40
W5-Q04B	750	10	20	75	25	150D	50
W5-Q04C	900	15	30	90	30	180D	60

Colour Legend

- Retroreflective yellow
- Black (legend and border)



**Queensland
Government**

**WARNING SIGN
"DRIFT SAND"**

Department of Transport and Main Roads
Infrastructure Management & Delivery Division

APPROVED AS OFFICIAL TRAFFIC SIGN

W5-Q04

Designed
RH 8/95

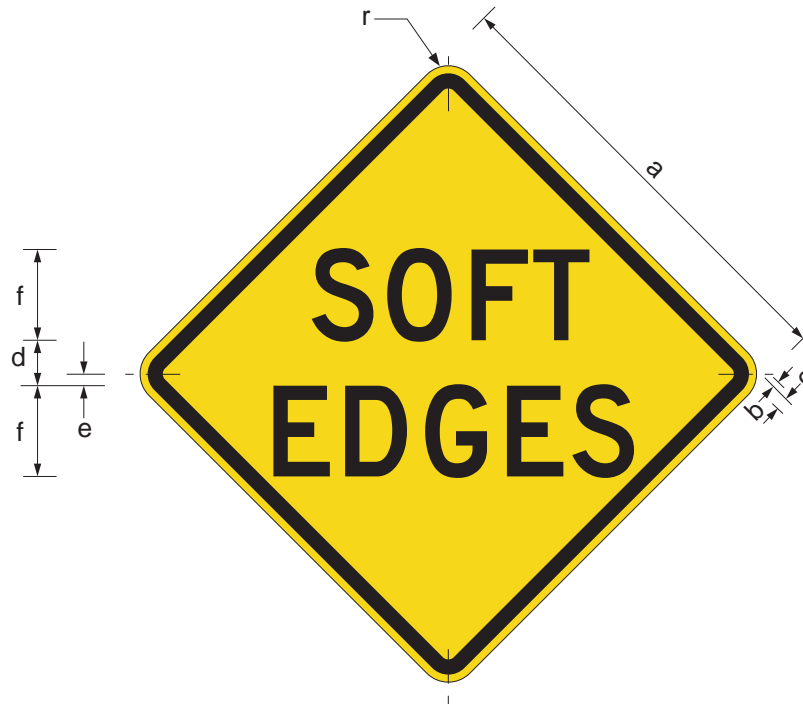
Checked
JD 8/95

Scale
Not to Scale

R King
PRINCIPAL ENGINEER
(Traffic Engineering)

20/06/16
Date

A	B			
---	---	--	--	--



	a	b	c	d	e	f	r
W5-Q05A	600	10	20	60	15	120D	40
W5-Q05B	750	10	20	75	19	150D	50
W5-Q05C	900	15	30	90	22	180D	60

Colour Legend

- Retroreflective yellow
- Black (legend and border)



**Queensland
Government**

**WARNING SIGN
"SOFT EDGES"**

Department of Transport and Main Roads
Infrastructure Management & Delivery Division

APPROVED AS OFFICIAL TRAFFIC SIGN

W5-Q05

Designed
RH 8/95

Checked
JD 8/95

Scale
Not to Scale

R King
PRINCIPAL ENGINEER
(Traffic Engineering)

20/06/16
Date

A	B			
---	---	--	--	--

2/33.7mm OD x 4.3mm wall M.S. tubes

1/wooden dowel rods 25 dia. x 1400 long

1100

2/M.S. plates 2.5mm

2/100 dia. wind relief holes

2 rod pockets as shown. All seams to be welded

50

CANE HAULING AHEAD

120

140DM

120

140DM

900

120

140DM

120

Notes:

1. Sign support-location and construction to be in accordance with Design Guide for Direction Signs and the MUTCD.

2. Flag colour: Black letters on yellow ground.

3. Flag material to be reflectorised P.V.C. coated nylon with opaque backing to prevent 'see through'.

2/M10 galvanised 'U' bolts with nuts as shown

R31

100

40

72

CRS

3 12(42)

75

120

2 holes 12 dia. in plate

Plate and tube assemblies to be hot-dip galvanised to AS 1650 after welding



Queensland Government

**WARNING FLAG
"CANE HAULING AHEAD"**

Department of Transport and Main Roads
Infrastructure Management & Delivery Division

APPROVED AS OFFICIAL TRAFFIC SIGN

W5-Q07

Designed
RH 8/95

Checked
JD 8/95

Scale
Not to Scale

R King
PRINCIPAL ENGINEER
(Traffic Engineering)

20/06/16
Date

A	B			
---	---	--	--	--



Examples

Notes:

1. This sign may be used for the warning of wandering stock due to adjacent unfenced property. Refer to MUTCD Part 2.
2. * Insert appropriate station / property name e.g. DULKANINNA STATION. If no station / property name is required, omit and reduce the height of the sign by 300 mm (see example).
3. ** Where there is no need to include a distance, omit NEXT X km and centre the legend vertically on the sign (see example).

Colour Legend

- Retroreflective white
- Retroreflective yellow
- Black



**Queensland
Government**

**WARNING SIGN
WANDERING STOCK NEXT ...km**

Department of Transport and Main Roads
Infrastructure Management & Delivery Division

APPROVED AS OFFICIAL TRAFFIC SIGN

[Signature]
PRINCIPAL ENGINEER
(Traffic Engineering Practice)

24/03/23
Date

W5-Q10_1

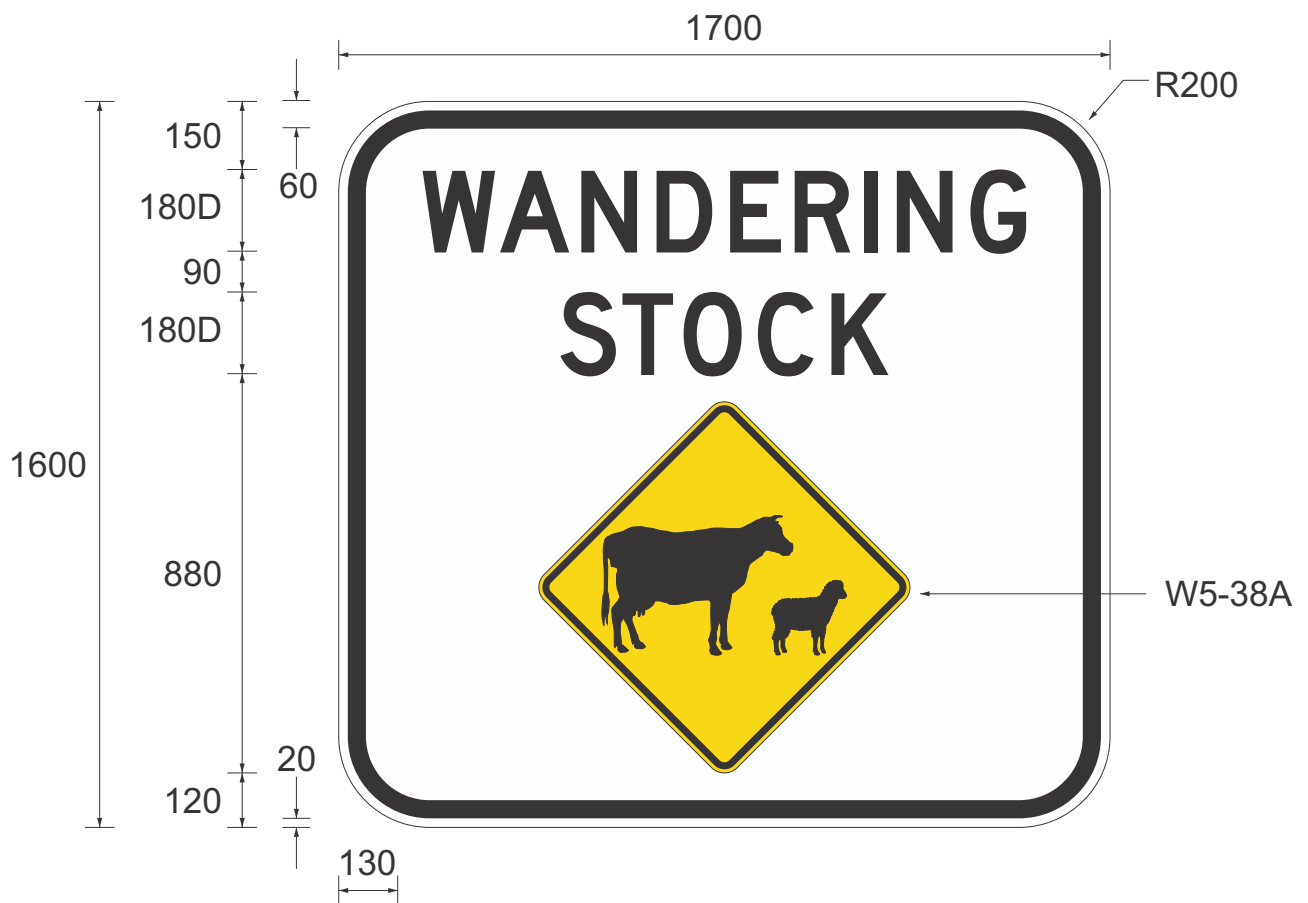
Page 1 of 2

Designed
TV 03/11

Checked
JP 03/23

Scale
Not to Scale

A	B	C	D	E
---	---	---	---	---



Note: This sign may be used for the warning of wandering stock due to adjacent unfenced property. Refer to MUTCD Part 2.

Colour Legend

- Retroreflective white
- Retroreflective yellow
- Black



**Queensland
Government**

**WARNING SIGN
WANDERING STOCK**

Department of Transport and Main Roads
Infrastructure Management & Delivery Division

APPROVED AS OFFICIAL TRAFFIC SIGN

24/03/23
Date

W5-Q10_2

Page 2 of 2

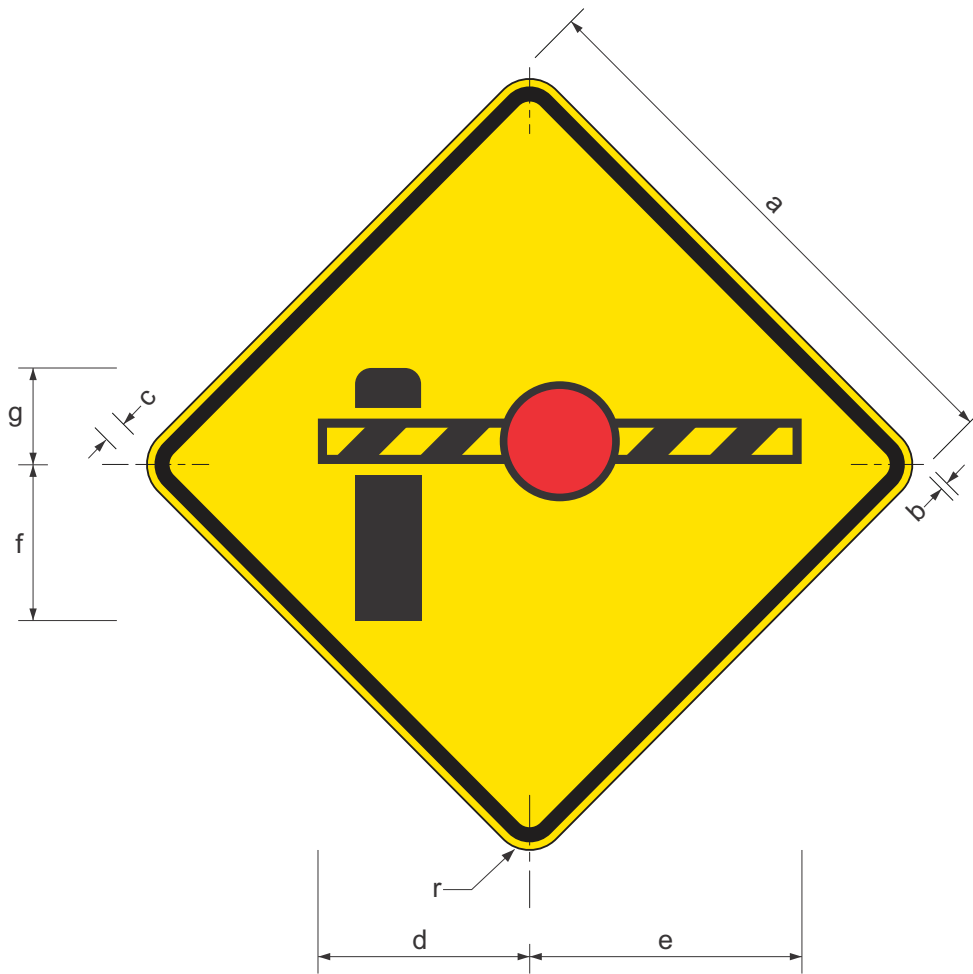
Designed
TV 03/11

Checked
JP 03/23

Scale
Not to Scale

PRINCIPAL ENGINEER
(Traffic Engineering Practice)

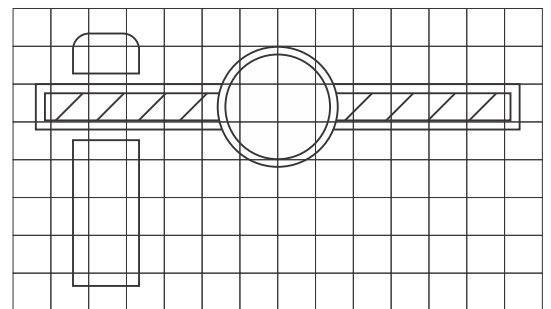
A	B	C	D	E
---	---	---	---	---



	a	b	c	d	e	f	g	r
B	750	10	20	280	360	206	128	50
C	900	15	30	336	432	247	154	60

Colour Legend

- Black
- Retroreflective yellow
- Retroreflective red



**Queensland
Government**

**WARNING SIGN
BOOM BARRIER**

Department of Transport and Main Roads
Infrastructure Management & Delivery Division

APPROVED AS OFFICIAL TRAFFIC SIGN

[Signature]
PRINCIPAL ENGINEER
(Traffic Engineering Practice)

22/05/23
Date

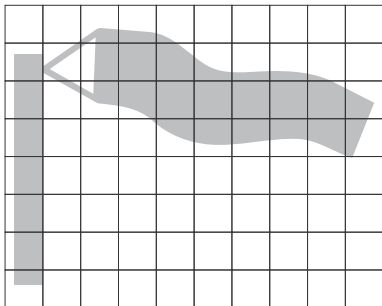
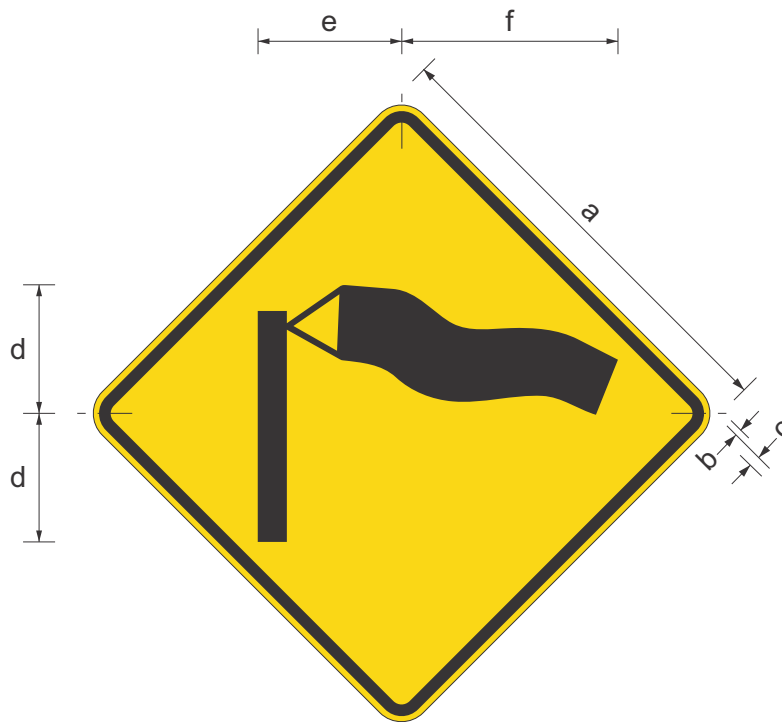
W5-Q11

Designed
RH 05/23

Checked
JP 05/23

Scale
Not to Scale

A				
---	--	--	--	--



	a	b	c	d	e	f	r
A	600	10	20	170	190	286	40
B	750	10	20	212	238	358	50
C	900	15	30	255	285	429	60

Notes:

1. For use in exposed areas where there is potential vehicle stability issues arising from strong cross winds.
2. To be used with W8-Q14, as shown in the example.

Colour Legend

- Retroreflective yellow
- Black



**Queensland
Government**

**WARNING SIGN
HIGH WIND AREA**

Department of Transport and Main Roads
Infrastructure Management & Delivery Division

APPROVED AS OFFICIAL TRAFFIC SIGN

Designed
RH 05/23

Checked
JP 05/23

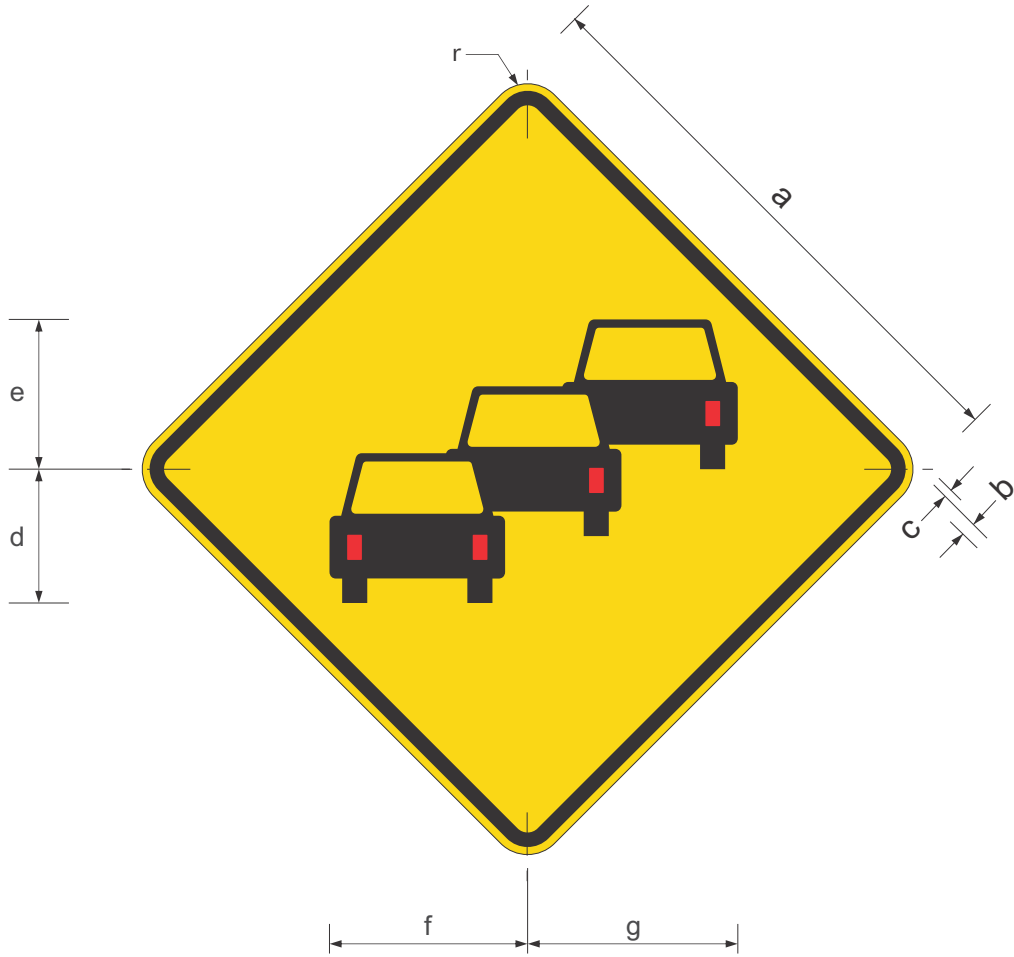
Scale
Not to Scale

[Signature]
PRINCIPAL ENGINEER
(Traffic Engineering Practice)


22/05/23
Date

W5-Q12

A				
---	--	--	--	--



	a	b	c	d	e	f	g	r
SIZE A	600	10	20	142	158	210	222	40
SIZE B	750	10	20	177	198	262	278	50
SIZE C	900	15	30	213	237	315	333	60



Colour Legend

- Black
- Retroreflective white
- Retroreflective yellow



**Queensland
Government**

**WARNING SIGN
QUEUED TRAFFIC- SYMBOLIC**

Department of Transport and Main Roads
Infrastructure Management & Delivery Division

APPROVED AS OFFICIAL TRAFFIC SIGN

[Signature]
PRINCIPAL ENGINEER
(Traffic Engineering Practice)

22/05/23
Date

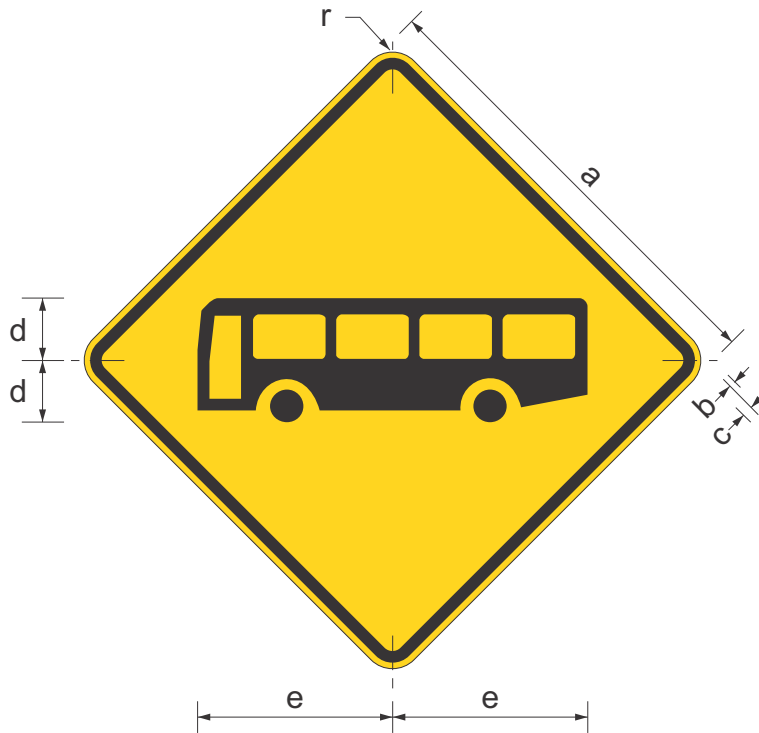
W5-Q13

Designed
RH 05/23

Checked
JP 05/23

Scale
Not to Scale

A			
---	--	--	--



	a	b	c	d	e	r
A	600	10	20	82	258	40
B	750	10	20	103	322	50
C	900	15	30	123	387	60

Colour Legend

- Retroreflective white
- Retroreflective yellow



**Queensland
Government**

**WARNING SIGN
BUS ENTERING**

Department of Transport and Main Roads
Infrastructure Management & Delivery Division

APPROVED AS OFFICIAL TRAFFIC SIGN

11/04/23
Date

W5-Q14

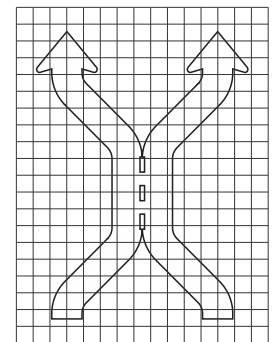
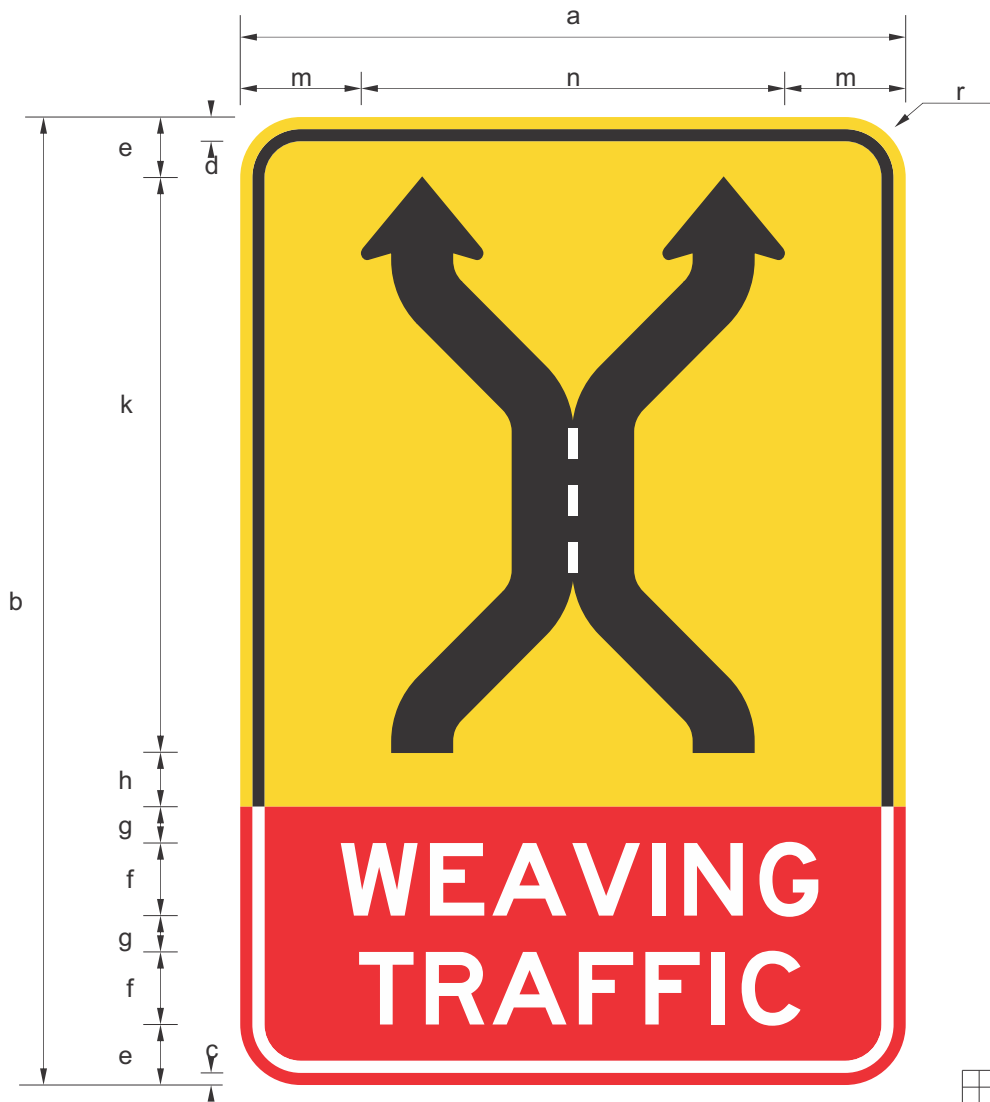
Designed
RH 04/23

Checked
JP 04/23

Scale
Not to Scale

PRINCIPAL ENGINEER
(Traffic Engineering Practice)

A				
---	--	--	--	--



	a	b	c	d	e	f	g	h	k	m	n	r
SIZE A	1100	1600	20	40	100	120E	60	90	950	200	700	100
SIZE B	2200	3200	40	80	200	240E	120	180	1900	400	1400	200

Colour Legend

- Retroreflective white
- Retroreflective red
- Retroreflective yellow
- Black

Notes

1. This sign may be used where traffic has only a short distance to cross between adjacent lanes to enter or exit a road.
2. Size A to be used in environments of 80km/h or less. Size B should be used at speeds greater than 80 km/h.



**Queensland
Government**

**SPECIAL WARNING SIGN
WEAVING TRAFFIC**

Department of Transport and Main Roads
Infrastructure Management & Delivery Division

APPROVED AS OFFICIAL TRAFFIC SIGN

07/09/23
Date

W5-Q15

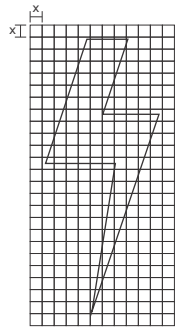
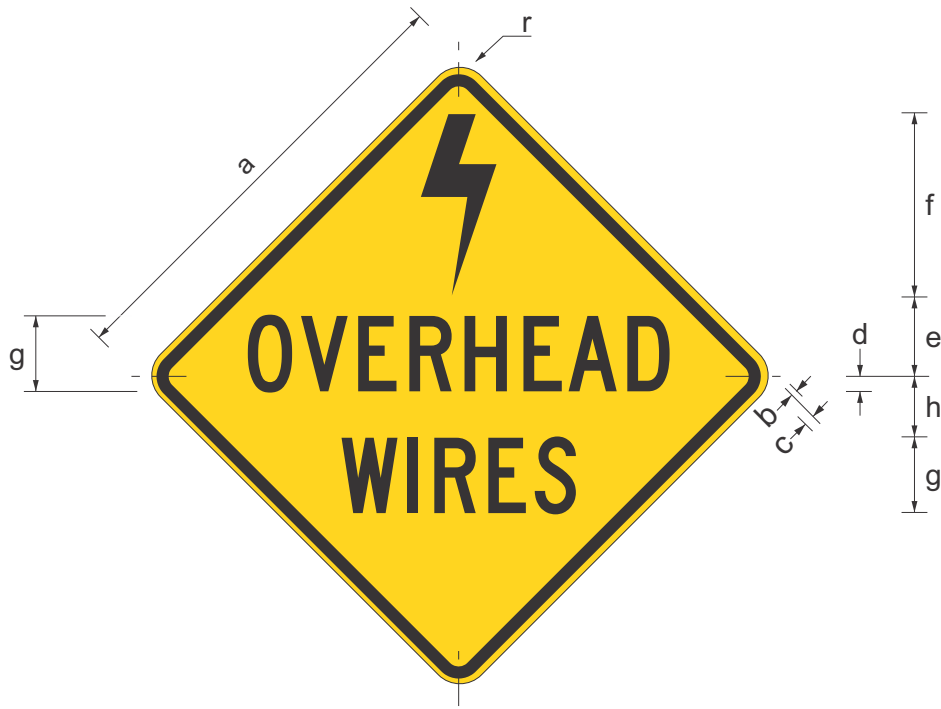
Designed
RH 09/23

Checked
JP 09/23

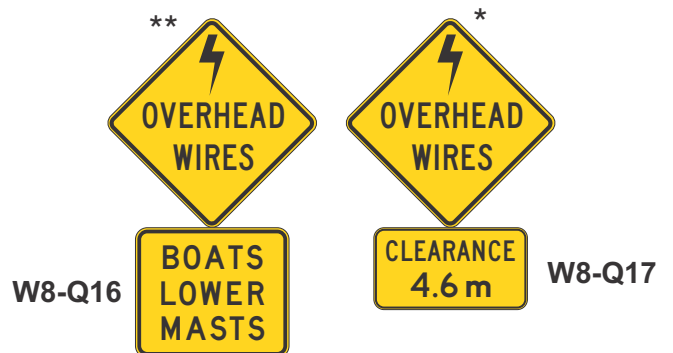
Scale
Not to Scale

PRINCIPAL ENGINEER
(Traffic Engineering Practice)

A			
---	--	--	--



	a	b	c	d	e	f	g	h	r
SIZE A	600	10	20	20	105	240	100C	80	40
SIZE B	750	10	20	25	131	300	125C	100	50



Examples of use

Colour Legend

- Retroreflective yellow
- Black

Notes:

1. This sign may be installed in advance of overhead wires transversing a roadway, waterway or thoroughfare.
2. * Where a clearance height may be required to be shown, refer to supplementary plate W8-Q17. See example.
3. ** At locations where boat masts are at risk of touching overhead wires, refer to W8-Q16. See example.



**Queensland
Government**

**WARNING SIGN
"OVERHEAD WIRES"**

Department of Transport and Main Roads
Infrastructure Management & Delivery Division

APPROVED AS OFFICIAL TRAFFIC SIGN


PRINCIPAL ENGINEER
(Traffic Engineering Practice)

08/05/23
Date

W5-Q16

Designed
TV 2/14

Checked
JP 08/23

Scale
Not to Scale

A			
---	--	--	--



	a	b	c	d	e	f	r
SIZE A	600	10	20	100C	50	20	40
SIZE B	750	10	20	125C	63	25	50
SIZE C	900	15	30	150C	75	30	60

Colour Legend

- Black
- Retroreflective yellow

Notes

1. This sign may be used to warn of the possibility of vehicles being inhibited from entering a driveway or property at a normal turning speed due to some form of constraint such as the opening of automatic gateways or pedestrian traffic.



**Queensland
Government**

WARNING SIGN SLOW TURNING TRAFFIC

Department of Transport and Main Roads
Infrastructure Management & Delivery Division

APPROVED AS OFFICIAL TRAFFIC SIGN

[Signature]

22/05/23
Date

W5-Q17

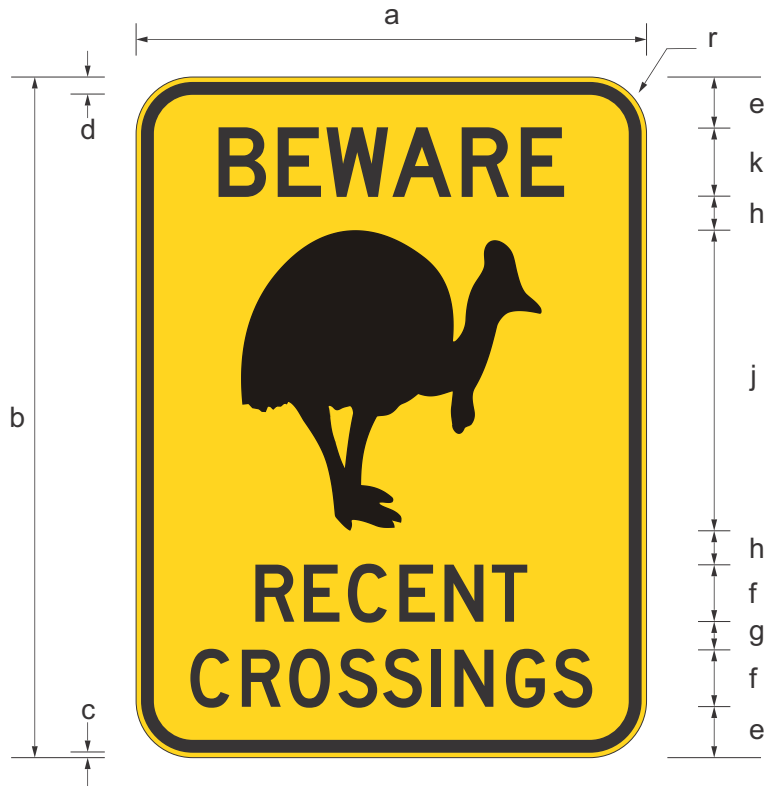
Designed
RH 05/23

Checked
JP 05/23

Scale
Not to Scale

PRINCIPAL ENGINEER
(Traffic Engineering Practice)

A			
---	--	--	--



	a	b	c	d	e	f	g	h	j	k	r
SIZE A	450	600	10	30	45	50D	25	30	265	60D	50
SIZE B	900	1200	10	30	90	100D	50	60	530	120D	100

Notes:

1. This sign is approved for use in the Far North District in accordance with a relevant Road Corridor Permit.
2. This sign shall only be used in accordance with a District Wildlife Management Plan following recent confirmed sightings.
3. The sign shall be installed for an initial period of 5 days. Following this period reassessment is required for each subsequent 5-day period.
4. Signs should be located a minimum of 2 metres from the road edge line or in line with road edge guide posts, whichever is greater.
5. Where a sign is installed behind a kerb, it shall be 300 mm clear of the face of the kerb.
6. Signs should be spaced 0.6V (V=posted speed limit of the road) from other traffic signs in accordance with the Queensland MUTCD Part 2 Clause D.2.2.
7. For further information regarding the installation of wildlife warning and awareness signs, refer to the Queensland MUTCD Part 2.

Colour Legend

- Class 400 retroreflective yellow
- Black



**Queensland
Government**

**WARNING SIGN
BEWARE CASSOWARY
RECENT CROSSINGS**

Department of Transport and Main Roads
Infrastructure Management & Delivery Division

ISSUED AS OFFICIAL TRAFFIC SIGN

29/07/25
Date

W5-Q18_1

Page 1 of 9

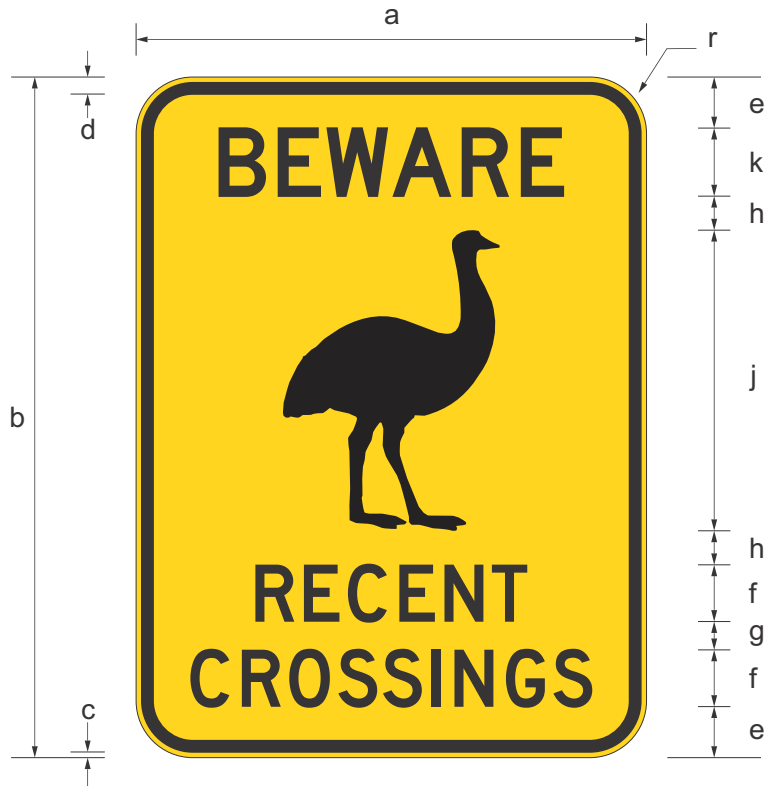
Designed
RH 06/23

Checked
DJ 07/25

Scale
Not to Scale

A/PRINCIPAL ENGINEER
(Traffic Engineering Practice)

A	B	C		
---	---	---	--	--



	a	b	c	d	e	f	g	h	j	k	r
SIZE A	450	600	10	30	45	50D	25	30	265	60D	50
SIZE B	900	1200	10	30	90	100D	50	60	530	120D	100

Notes:

1. The sign shall be installed for an initial period of 5 days. Following this period reassessment is required for each subsequent 5-day period.
2. Signs should be located a minimum of 2 metres from the road edge line or in line with road edge guide posts, whichever is greater.
3. Where a sign is installed behind a kerb, it shall be 300 mm clear of the face of the kerb.
4. Signs should be spaced $0.6V$ (V =posted speed limit of the road) from other traffic signs in accordance with the Queensland MUTCD Part 2 Clause D.2.2.
5. For further information regarding the installation of wildlife warning and awareness signs, refer to the Queensland MUTCD Part 2.

Colour Legend

- Class 400 retroreflective yellow
- Black



Queensland Government

**WARNING SIGN
BEWARE EMU
RECENT CROSSINGS**

Department of Transport and Main Roads
Infrastructure Management & Delivery Division

ISSUED AS OFFICIAL TRAFFIC SIGN

29/07/25
Date

W5-Q18_2

Page 2 of 9

Designed
RH 06/23

Checked
DJ 07/25

Scale
Not to Scale

A/PRINCIPAL ENGINEER
(Traffic Engineering Practice)

A	B	C		
---	---	---	--	--



	a	b	c	d	e	f	g	h	j	k	r
SIZE A	450	600	10	30	45	50D	25	55	215	60D	50
SIZE B	900	1200	10	30	90	100D	50	110	430	120D	100

Notes:

1. Where this sign is installed by an organisation other than the road authority, a relevant Road Corridor Permit may be required.
2. This sign shall only be used in accordance with a District Wildlife Management Plan following recent confirmed sightings.
3. The sign shall be installed for an initial period of 5 days. Following this period reassessment is required for each subsequent 5-day period.
4. Signs should be located a minimum of 2 metres from the road edge line or in line with road edge guide posts, whichever is greater.
5. Where a sign is installed behind a kerb, it shall be 300 mm clear of the face of the kerb.
6. Signs should be spaced 0.6V (V=posted speed limit of the road) from other traffic signs in accordance with the Queensland MUTCD Part 2 Clause D.2.2.
7. For further information regarding the installation of wildlife warning and awareness signs, refer to the Queensland MUTCD Part 2.

Colour Legend

- Class 400 retroreflective yellow
- Black



Queensland Government

**WARNING SIGN
TAKE CARE KOALAS
RECENT CROSSINGS**

Department of Transport and Main Roads
Infrastructure Management & Delivery Division

ISSUED AS OFFICIAL TRAFFIC SIGN

29/07/25
Date

W5-Q18_3

Page 3 of 9

Designed
RH 06/23

Checked
DJ 07/25

Scale
Not to Scale

A/PRINCIPAL ENGINEER
(Traffic Engineering Practice)

A	B	C		
---	---	---	--	--



Notes:

1. Where this sign is installed by an organisation other than the road authority, a relevant Road Corridor Permit may be required.
2. This sign shall only be used in accordance with a District Wildlife Management Plan following recent confirmed sightings.
3. The sign shall be installed for an initial period of 5 days. Following this period reassessment is required for each subsequent 5-day period.
4. Signs should be located a minimum of 2 metres from the road edge line or in line with road edge guide posts, whichever is greater.
5. Where a sign is installed behind a kerb, it shall be 300 mm clear of the face of the kerb.
6. Signs should be spaced 0.6V (V=posted speed limit of the road) from other traffic signs in accordance with the Queensland MUTCD Part 2 Clause D.2.2.
7. For further information regarding the installation of wildlife warning and awareness signs, refer to the Queensland MUTCD Part 2.

Colour Legend

- Class 400 retroreflective yellow
- Black



**Queensland
Government**

**WARNING SIGN
WILDLIFE RECENT CROSSINGS**

Department of Transport and Main Roads
Infrastructure Management & Delivery Division

ISSUED AS OFFICIAL TRAFFIC SIGN

29/07/25
Date

W5-Q18_4

Page 4 of 9

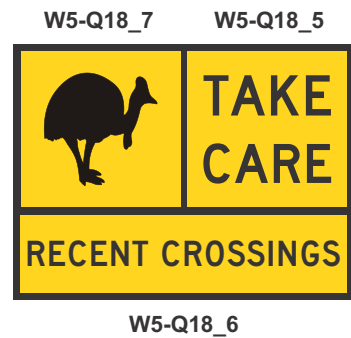
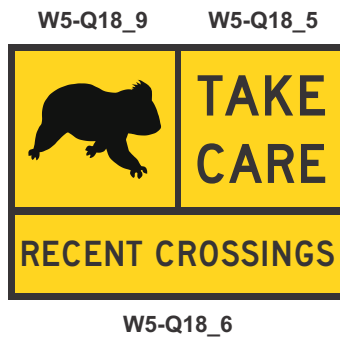
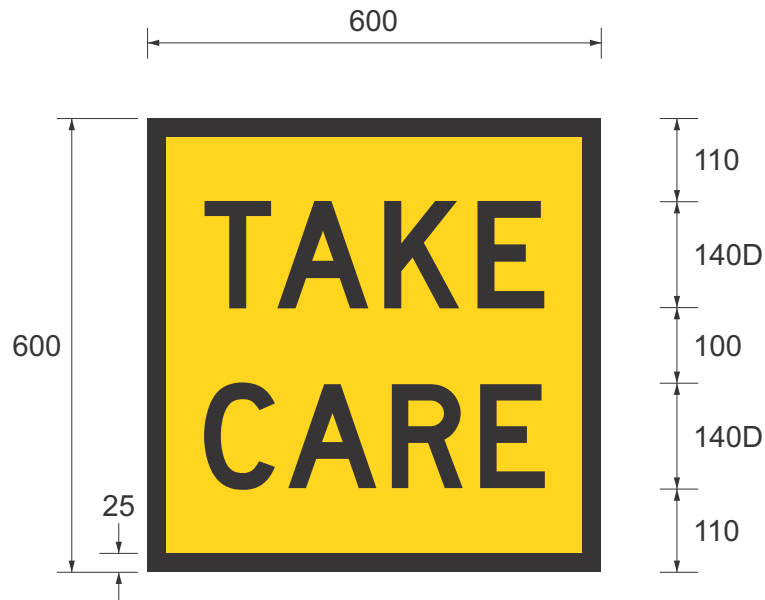
Designed
RH 06/23

Checked
DJ 07/25

Scale
Not to Scale

A/PRINCIPAL ENGINEER
(Traffic Engineering Practice)

A	B	C		
---	---	---	--	--



Example use

Colour Legend

- Class 400 retroreflective yellow
- Black

Note:

This sign is approved only for use with W5-Q18_6 and either W5-Q18_7, W5-Q18_8 or W5-Q18_9 in a multi message frame. Refer to examples.



**Queensland
Government**

MULTI-MESSAGE SIGN PLATE

TAKE CARE

Department of Transport and Main Roads
Infrastructure Management & Delivery Division

ISSUED AS OFFICIAL TRAFFIC SIGN

29/07/25
Date

W5-Q18_5

Page 5 of 9

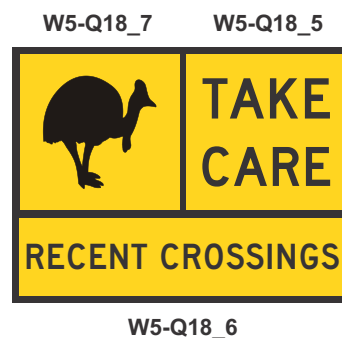
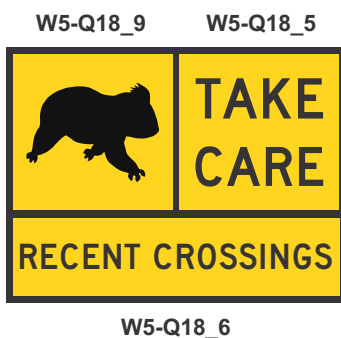
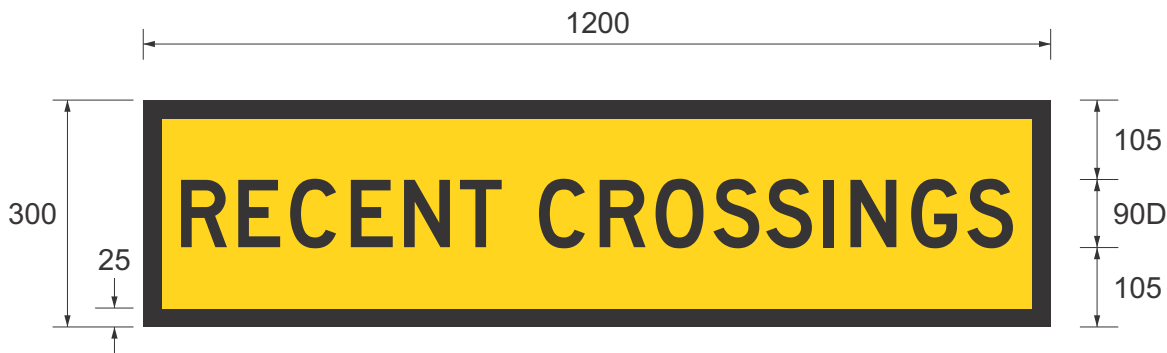
Designed
RH 06/23

Checked
DJ 07/25

Scale
Not to Scale

A/PRINCIPAL ENGINEER
(Traffic Engineering Practice)

A	B	C		
---	---	---	--	--



Example use

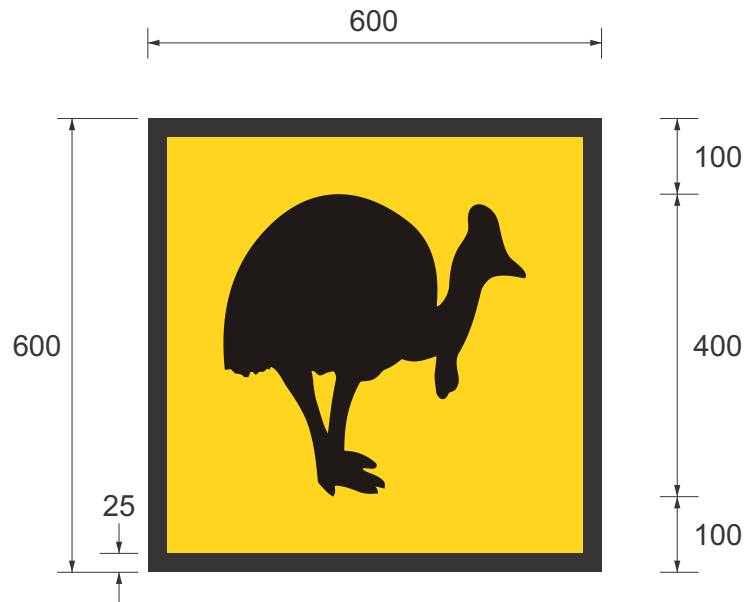
Colour Legend

- Class 400 retroreflective yellow
- Black

Note:

This sign is approved only for use with W5-Q18_5 and either W5-Q18_7, W5-Q18_8 or W5-Q18_9 in a multi message frame. Refer to examples.

Queensland Government			MULTI-MESSAGE SIGN PLATE RECENT CROSSINGS					
Department of Transport and Main Roads Infrastructure Management & Delivery Division			<u>ISSUED AS OFFICIAL TRAFFIC SIGN</u> 		W5-Q18_6 Page 6 of 9			
Designed RH 06/23	Checked DJ 07/25	Scale Not to Scale	A/PRINCIPAL ENGINEER (Traffic Engineering Practice)	29/07/25 Date	<table border="1" style="width: 100%; border-collapse: collapse;"> <tr> <td style="width: 33%; text-align: center;">A</td> <td style="width: 33%; text-align: center;">B</td> <td style="width: 33%; text-align: center;">C</td> </tr> </table>	A	B	C
A	B	C						




Colour Legend

- Class 400 retroreflective yellow
- Black

Note:

This sign is approved only for use with W5-Q18_5 and W5-Q18_6 in a multi message frame. Refer to example.

Queensland Government			MULTI-MESSAGE SIGN PLATE CASSOWARY							
Department of Transport and Main Roads Infrastructure Management & Delivery Division			<u>ISSUED AS OFFICIAL TRAFFIC SIGN</u> 		W5-Q18_7 Page 7 of 9					
Designed RH 06/23	Checked DJ 07/25	Scale Not to Scale	A/PRINCIPAL ENGINEER (Traffic Engineering Practice)	29/07/25 Date	<table border="1" style="margin: 0 auto;"> <tr> <td style="width: 20px; height: 20px;">A</td> <td style="width: 20px; height: 20px;">B</td> <td style="width: 20px; height: 20px;">C</td> <td style="width: 20px; height: 20px;"></td> <td style="width: 20px; height: 20px;"></td> </tr> </table>	A	B	C		
A	B	C								



Colour Legend

- Class 400 retroreflective yellow
- Black

Note:

This sign is approved only for use with W5-Q18_5 and W5-Q18_6 in a multi message frame. Refer to example.



**Queensland
Government**

MULTI-MESSAGE SIGN PLATE

EMU

Department of Transport and Main Roads
Infrastructure Management & Delivery Division

ISSUED AS OFFICIAL TRAFFIC SIGN

A/PRINCIPAL ENGINEER
(Traffic Engineering Practice)

29/07/25
Date

W5-Q18_8

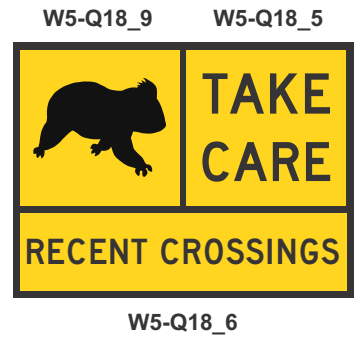
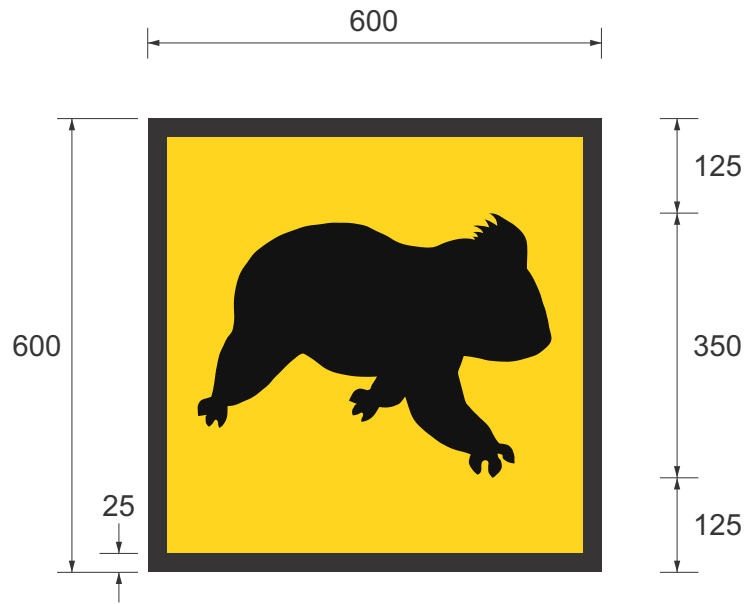
Page 8 of 9

Designed
RH 06/23

Checked
DJ 07/25

Scale
Not to Scale

A	B	C		
---	---	---	--	--



Example use

Colour Legend

- Class 400 retroreflective yellow
- Black

Note:

This sign is approved only for use with W5-Q18_5 and W5-Q18_6 in a multi message frame. Refer to example.

Queensland Government			MULTI-MESSAGE SIGN PLATE KOALA						
Department of Transport and Main Roads Infrastructure Management & Delivery Division			<u>ISSUED AS OFFICIAL TRAFFIC SIGN</u> 		W5-Q18_9 Page 9 of 9				
Designed RH 06/23	Checked DJ 07/25	Scale Not to Scale	A/PRINCIPAL ENGINEER (Traffic Engineering Practice)	29/07/25 Date	<table border="1" style="width: 100%; border-collapse: collapse;"> <tr> <td style="width: 25%; text-align: center;">A</td> <td style="width: 25%; text-align: center;">B</td> <td style="width: 25%; text-align: center;">C</td> <td style="width: 25%;"></td> </tr> </table>	A	B	C	
A	B	C							



Colour Legend

- Retroreflective white
- Retroreflective green
- Retroreflective yellow
- Black

Notes:

1. For information on the use of this sign refer to Queensland MUTCD Part 2.
2. * Alternative wildlife warning signs given in the Queensland MUTCD Part 2 may be substituted as appropriate.



**Queensland
Government**

**SPECIAL WARNING SIGN
CONSERVATION AREA
FOR WILDLIFE - NEXT ..km**

Department of Transport and Main Roads
Infrastructure Management & Delivery Division

APPROVED AS OFFICIAL TRAFFIC SIGN

[Signature]
PRINCIPAL ENGINEER
(Traffic Engineering Practice)

08/06/23
Date

W5-Q19

Designed
RH 06/23


Checked
JP 06/23

Scale
Not to Scale

A			
---	--	--	--



	a	b	c	d	e	f	g	h	k	m	n	r
SIZE A	750	600	10	30	50	250	47	90D	43	60D	60	50
SIZE B	900	700	10	30	60	300	40	110D	50	70D	70	50



Colour Legend

- Retroreflective white
- Retroreflective green

Notes:

1. For information on the use of this sign refer to Queensland MUTCD Part 2.
2. The supplementary plate W8-Q18 may be installed if motorists are likely to encounter animals over a kilometre of road.



**Queensland
Government**

Department of Transport and Main Roads
Infrastructure Management & Delivery Division

WILDLIFE SIGN "CARE FOR WILDLIFE - DUCKS"

APPROVED AS OFFICIAL TRAFFIC SIGN


PRINCIPAL ENGINEER
(Traffic Engineering Practice)

09/06/23
Date

W5-Q20_1
Page 1 of 10

Designed
RH 06/23


Checked
JP 06/23

Scale
Not to Scale

A			
---	--	--	--



	a	b	c	d	e	f	g	h	k	m	n	r
SIZE A	750	600	10	30	50	250	47	90D	43	60D	60	50
SIZE B	900	700	10	30	60	300	40	110D	50	70D	70	50



Colour Legend

- Retroreflective white
- Retroreflective green

Notes:

1. For information on the use of this sign refer to Queensland MUTCD Part 2.
2. The supplementary plate W8-Q18 may be installed if motorists are likely to encounter animals over a kilometre of road.



**Queensland
Government**

Department of Transport and Main Roads
Infrastructure Management & Delivery Division

APPROVED AS OFFICIAL TRAFFIC SIGN


PRINCIPAL ENGINEER
(Traffic Engineering Practice)

09/06/23
Date

W5-Q20_2
Page 2 of 10

Designed
RH 06/23

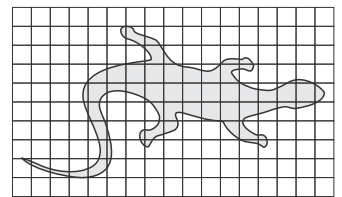
Checked
JP 06/23

Scale
Not to Scale

A			
---	--	--	--



	a	b	c	d	e	f	g	h	k	m	n	r
SIZE A	750	600	10	30	50	250	47	90D	43	60D	60	50
SIZE B	900	700	10	30	60	300	40	110D	50	70D	70	50



Colour Legend

- Retroreflective white
- Retroreflective green

Notes:

1. For information on the use of this sign refer to Queensland MUTCD Part 2.
2. The supplementary plate W8-Q18 may be installed if motorists are likely to encounter animals over a kilometre of road.



**Queensland
Government**

WILDLIFE SIGN
"CARE FOR WILDLIFE - LIZARDS"

Department of Transport and Main Roads
Infrastructure Management & Delivery Division

APPROVED AS OFFICIAL TRAFFIC SIGN


PRINCIPAL ENGINEER
(Traffic Engineering Practice)

09/06/23
Date

W5-Q20_3
Page 3 of 10

Designed
RH 06/23


Checked
JP 06/23

Scale
Not to Scale

A			
---	--	--	--



	a	b	c	d	e	f	g	h	k	m	n	r
SIZE A	750	600	10	30	80	200	67	90D	43	60D	60	50
SIZE B	900	700	10	30	85	240	75	110D	50	70D	70	50



Colour Legend

- Retroreflective white
- Retroreflective green

Notes:

1. For information on the use of this sign refer to Queensland MUTCD Part 2.
2. The supplementary plate W8-Q18 may be installed if motorists are likely to encounter animals over a kilometre of road.



**Queensland
Government**

Department of Transport and Main Roads
Infrastructure Management & Delivery Division

WILDLIFE SIGN
"CARE FOR WILDLIFE - ECHIDNAS"

APPROVED AS OFFICIAL TRAFFIC SIGN


PRINCIPAL ENGINEER
(Traffic Engineering Practice)

09/06/23
Date

W5-Q20_4
Page 4 of 10

Designed
RH 06/23

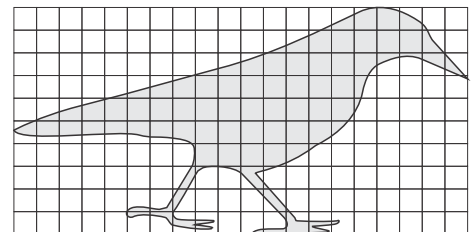
Checked
JP 06/23

Scale
Not to Scale

A			
---	--	--	--



	a	b	c	d	e	f	g	h	k	m	n	r
SIZE A	750	600	10	30	80	200	67	90D	43	60D	60	50
SIZE B	900	700	10	30	85	240	75	110D	50	70D	70	50



Colour Legend

- Retroreflective white
- Retroreflective green

Notes:

1. For information on the use of this sign refer to Queensland MUTCD Part 2.
2. The supplementary plate W8-Q18 may be installed if motorists are likely to encounter animals over a kilometre of road.



**Queensland
Government**

Department of Transport and Main Roads
Infrastructure Management & Delivery Division

WILDLIFE SIGN
"CARE FOR WILDLIFE - SMALL BIRDS"

APPROVED AS OFFICIAL TRAFFIC SIGN


PRINCIPAL ENGINEER
(Traffic Engineering Practice)

09/06/23
Date

W5-Q20_5
Page 5 of 10

Designed
RH 06/23

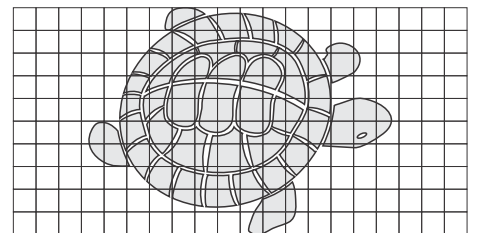
Checked
JP 06/23

Scale
Not to Scale

A				
---	--	--	--	--



	a	b	c	d	e	f	g	h	k	m	n	r
SIZE A	750	600	10	30	50	250	47	90D	43	60D	60	50
SIZE B	900	700	10	30	60	300	40	110D	50	70D	70	50



Colour Legend

- Retroreflective white
- Retroreflective green

Notes:

1. For information on the use of this sign refer to Queensland MUTCD Part 2.
2. The supplementary plate W8-Q18 may be installed if motorists are likely to encounter animals over a kilometre of road.



**Queensland
Government**

Department of Transport and Main Roads
Infrastructure Management & Delivery Division

WILDLIFE SIGN
"CARE FOR WILDLIFE - TURTLES"

APPROVED AS OFFICIAL TRAFFIC SIGN


PRINCIPAL ENGINEER
(Traffic Engineering Practice)

09/06/23
Date

W5-Q20_6
Page 6 of 10

Designed
RH 06/23

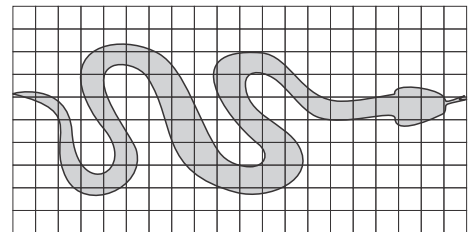
Checked
JP 06/23

Scale
Not to Scale

A			
---	--	--	--



	a	b	c	d	e	f	g	h	k	m	n	r
SIZE A	750	600	10	30	80	200	67	90D	43	60D	60	50
SIZE B	900	700	10	30	85	240	75	110D	50	70D	70	50



Colour Legend

- Retroreflective white
- Retroreflective green

Notes:

1. For information on the use of this sign refer to Queensland MUTCD Part 2.
2. The supplementary plate W8-Q18 may be installed if motorists are likely to encounter animals over a kilometre of road.



**Queensland
Government**

Department of Transport and Main Roads
Infrastructure Management & Delivery Division

WILDLIFE SIGN
“CARE FOR WILDLIFE - SNAKES”

APPROVED AS OFFICIAL TRAFFIC SIGN


PRINCIPAL ENGINEER
(Traffic Engineering Practice)

09/06/23
Date

W5-Q20_7
Page 7 of 10

Designed
RH 06/23

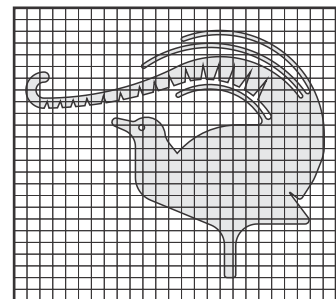
Checked
JP 06/23

Scale
Not to Scale

A			
---	--	--	--



	a	b	c	d	e	f	g	h	k	m	n	r
SIZE A	750	600	10	30	50	250	47	90D	43	60D	60	50
SIZE B	900	700	10	30	60	300	40	110D	50	70D	70	50



Colour Legend

- Retroreflective white
- Retroreflective green

Notes:

1. For information on the use of this sign refer to Queensland MUTCD Part 2.
2. The supplementary plate W8-Q18 may be installed if motorists are likely to encounter animals over a kilometre of road.



**Queensland
Government**

Department of Transport and Main Roads
Infrastructure Management & Delivery Division

WILDLIFE SIGN

“CARE FOR WILDLIFE - LYREBIRDS”

APPROVED AS OFFICIAL TRAFFIC SIGN


PRINCIPAL ENGINEER
(Traffic Engineering Practice)

09/06/23
Date

W5-Q20_8
Page 8 of 10

Designed
RH 06/23

Checked
JP 06/23

Scale
Not to Scale

A				
---	--	--	--	--



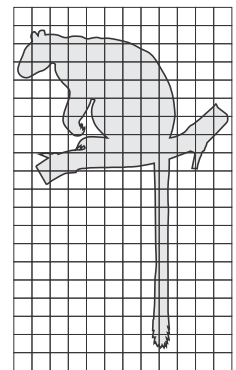
	a	b	c	d	e	f	g	h	k	m	n	r
SIZE A	750	600	10	30	50	250	47	90D	43	60D	60	50
SIZE B	900	700	10	30	60	300	40	110D	50	70D	70	50

Notes:

1. For information on the use of this sign refer to Queensland MUTCD Part 2.
2. The supplementary plate W8-Q18 may be installed if motorists are likely to encounter animals over a kilometre of road.

Colour Legend

- Retroreflective white
- Retroreflective green



**Queensland
Government**

WILDLIFE SIGN

“CARE FOR WILDLIFE - TREE KANGAROOS”

Department of Transport and Main Roads
Infrastructure Management & Delivery Division

APPROVED AS OFFICIAL TRAFFIC SIGN

09/06/23
Date

W5-Q20_9
Page 9 of 10

Designed
RH 06/23

Checked
JP 06/23

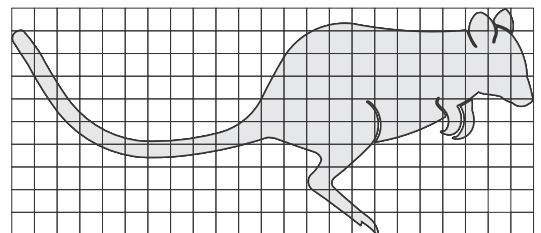
Scale
Not to Scale

PRINCIPAL ENGINEER
(Traffic Engineering Practice)

A			
---	--	--	--



	a	b	c	d	e	f	g	h	k	m	n	r
SIZE A	750	600	10	30	80	200	67	90D	43	60D	60	50
SIZE B	900	700	10	30	85	240	75	110D	50	70D	70	50



Colour Legend

- Retroreflective white
- Retroreflective green

Notes:

1. For information on the use of this sign refer to Queensland MUTCD Part 2.
2. The supplementary plate W8-Q18 may be installed if motorists are likely to encounter animals over a kilometre of road.



**Queensland
Government**

WILDLIFE SIGN

“CARE FOR WILDLIFE - NORTHERN BETTONG”

Department of Transport and Main Roads
Infrastructure Management & Delivery Division

APPROVED AS OFFICIAL TRAFFIC SIGN

09/06/23
Date

W5-Q20_10

Page 10 of 10

Designed
RH 06/23

Checked
JP 06/23

Scale
Not to Scale

PRINCIPAL ENGINEER
(Traffic Engineering Practice)

A			
---	--	--	--



Colour Legend

- Retroreflective white
- Retroreflective green

Notes:

1. This sign may be installed at access points to an island to highlight the need to be aware of wildlife on the island, and if required report injured animals.
2. For information on the use of this sign refer to Queensland MUTCD Part 2.



**Queensland
Government**

WILDLIFE INFORMATION SIGN
CARE FOR OUR ISLAND'S WILDLIFE
REPORT INJURED ANIMALS PHONE 1300 ANIMAL

Department of Transport and Main Roads
Infrastructure Management & Delivery Division

APPROVED AS OFFICIAL TRAFFIC SIGN

[Signature]
PRINCIPAL ENGINEER
(Traffic Engineering Practice)

12/06/23
Date

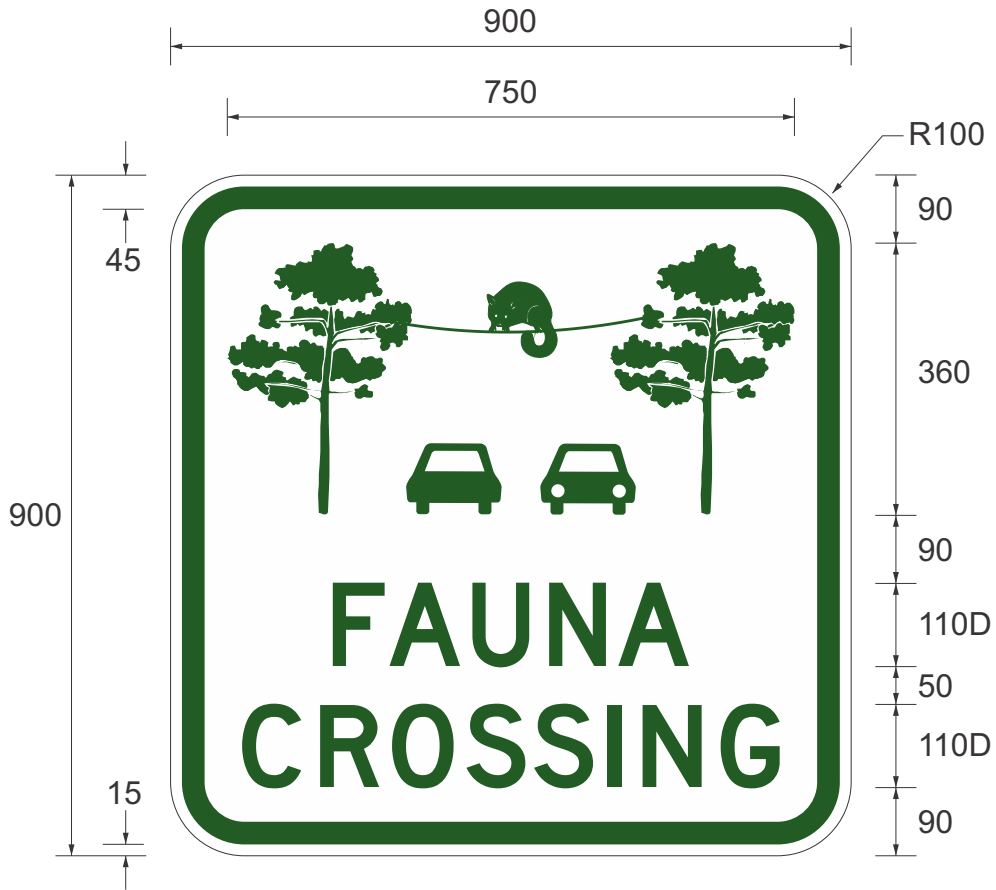
W5-Q21

Designed
RH 06/23

Checked
JP 06/23

Scale
Not to Scale

A				
---	--	--	--	--

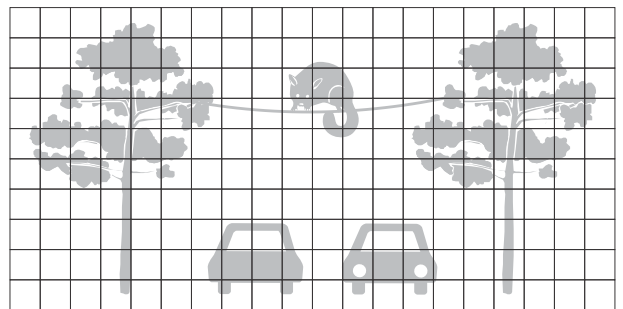


Note:

1. For information on the use of this sign refer to Queensland MUTCD Part 2.

Colour Legend

- Retroreflective white
- Retroreflective green



**Queensland
Government**

**WILDLIFE SIGN
FAUNA CROSSING**

Department of Transport and Main Roads
Infrastructure Management & Delivery Division

APPROVED AS OFFICIAL TRAFFIC SIGN

[Signature]
PRINCIPAL ENGINEER
(Traffic Engineering Practice)

12/06/23
Date

W5-Q22

Designed
RH 06/23

Checked
JP 06/23

Scale
Not to Scale

A				
---	--	--	--	--



Notes:

1. For guidance on the use of this sign refer to the Queensland MUTCD Part 4.
2. * Insert appropriate warning sign option (size 900 x 900)- refer page 6.

Colour Legend

- Class 400 retroreflective red
- Class 400 retroreflective white
- Class 400 retroreflective yellow
- Black



**Queensland
Government**

TAKE CARE HIGH CRASH SITE

Department of Transport and Main Roads
Infrastructure Management & Delivery Division

APPROVED AS OFFICIAL TRAFFIC SIGN

24/04/25
Date

W5-040-Q01_1
Page 1 of 6

Designed
RH 04/25

Checked
JP 04/25

Scale
Not to Scale

A/PRINCIPAL ENGINEER
(Traffic Engineering Practice)

A			
---	--	--	--



Notes:

1. For guidance on the use of this sign refer to the Queensland MUTCD Part 4.
2. * Insert appropriate warning sign option (size 750 x 750) - refer page 6.

Colour Legend

- Class 400 retroreflective red
- Class 400 retroreflective white
- Class 400 retroreflective yellow
- Black



**Queensland
Government**

TAKE CARE HIGH CRASH SITE

Department of Transport and Main Roads
Infrastructure Management & Delivery Division

APPROVED AS OFFICIAL TRAFFIC SIGN

24/04/25
Date

W5-040-Q01_2

Page 2 of 6

Designed
RH 04/25

Checked
JP 04/25

Scale
Not to Scale

A/PRINCIPAL ENGINEER
(Traffic Engineering Practice)

A				
---	--	--	--	--



Notes:

1. For guidance on the use of this sign refer to the Queensland MUTCD Part 4.
2. * Insert appropriate warning sign option (size 900 x 900)- refer page 6.
3. ** Insert appropriate distance.

Colour Legend

- Class 400 retroreflective red
- Class 400 retroreflective white
- Class 400 retroreflective yellow
- Black



**Queensland
Government**

TAKE CARE HIGH CRASH ZONE NEXT ...km

Department of Transport and Main Roads
Infrastructure Management & Delivery Division

APPROVED AS OFFICIAL TRAFFIC SIGN

24/04/25
Date

W5-040-Q01_3

Page 3 of 6

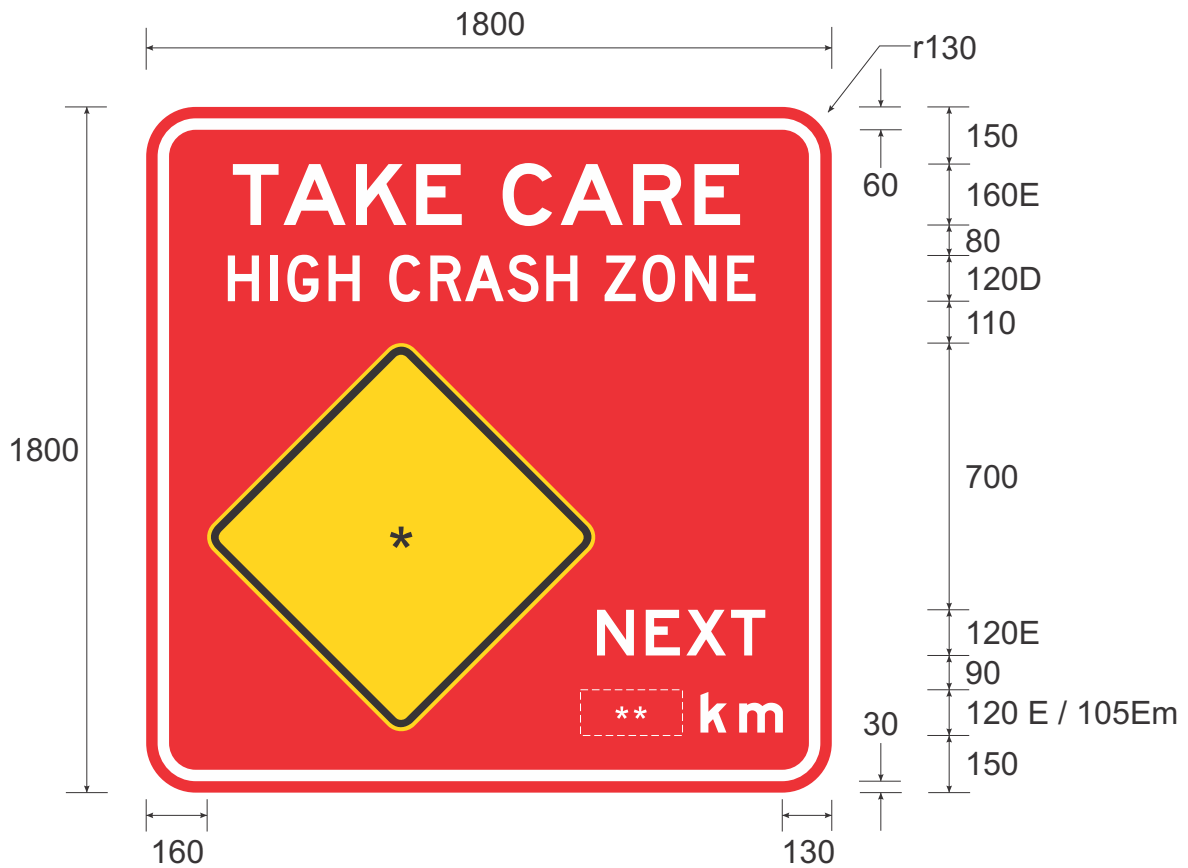
Designed
RH 04/25

Checked
JP 04/25

Scale
Not to Scale

A/PRINCIPAL ENGINEER
(Traffic Engineering Practice)

A				
---	--	--	--	--



Notes:

1. For guidance on the use of this sign refer to the Queensland MUTCD Part 4.
2. * Insert appropriate warning sign option (size 750 x 750) - refer page 6.
3. ** Insert appropriate distance.

Colour Legend

- Class 400 retroreflective red
- Class 400 retroreflective white
- Class 400 retroreflective yellow
- Black



**Queensland
Government**

TAKE CARE HIGH CRASH ZONE NEXT ...km

Department of Transport and Main Roads
Infrastructure Management & Delivery Division

APPROVED AS OFFICIAL TRAFFIC SIGN

24/04/25
Date

W5-040-Q01_4
Page 4 of 6

Designed
RH 04/25

Checked
JP 04/25

Scale
Not to Scale

A/PRINCIPAL ENGINEER
(Traffic Engineering Practice)

A			
---	--	--	--



Notes:

1. For guidance on the use of this sign refer to the Queensland MUTCD Part 4.
2. * Insert appropriate warning sign option (size 900 x 900)- refer page 6.
3. ** Insert appropriate distance.

Colour Legend

- Class 400 retroreflective red
- Class 400 retroreflective white
- Class 400 retroreflective yellow
- Black



**Queensland
Government**

WATCH FOR TURNING TRAFFIC NEXT ...km

Department of Transport and Main Roads
Infrastructure Management & Delivery Division

APPROVED AS OFFICIAL TRAFFIC SIGN

24/04/25
Date

W5-040-Q01_5

Page 5 of 6

Designed
RH 04/25

Checked
JP 04/25

Scale
Not to Scale

A/PRINCIPAL ENGINEER
(Traffic Engineering Practice)

A				
---	--	--	--	--



Option 1
(Side impact)



Option 2
(Side impact)



Option 3
(Side impact)



Option 4
(Side impact)



Option 5
(Head on impact)



Option 6
(Rear end impact)



**Queensland
Government**

WARNING PLATE OPTIONS

Department of Transport and Main Roads
Infrastructure Management & Delivery Division

APPROVED AS OFFICIAL TRAFFIC SIGN

A/PRINCIPAL ENGINEER
(Traffic Engineering Practice)

24/04/25
Date

W5-040-Q01_6

Page 6 of 6

Designed
RH 04/25

Checked
JP 04/25

Scale
Not to Scale

A				
---	--	--	--	--



	a	b	c	d	e	f	g	h	k	m	n	r
W6-Q01B	750	10	20	45	90	80	200	100D	50	65	260	50
W6-Q01C	900	15	30	54	108	96	240	120D	60	78	312	60

Colour Legend

- Retroreflective yellow
- Black (legend and border)



**Queensland
Government**

WARNING SIGN
"NATIONAL TRAIL (WITH SYMBOLS)"

Department of Transport and Main Roads
Infrastructure Management & Delivery Division

APPROVED AS OFFICIAL TRAFFIC SIGN

W6-Q01

Designed
RH 8/95

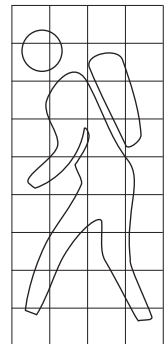

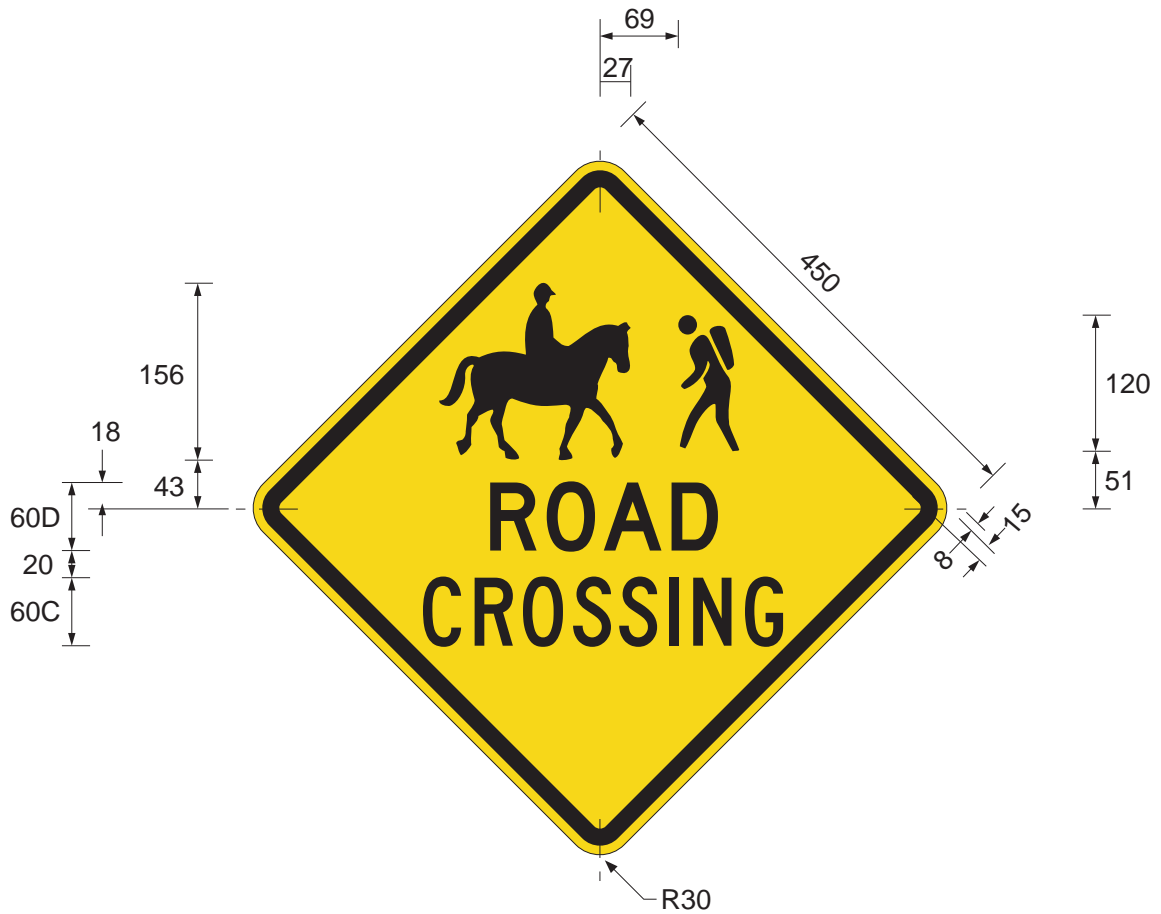
Checked
JD 8/95

Scale
Not to Scale

R King
PRINCIPAL ENGINEER
(Traffic Engineering)

21/06/16
Date

A	B		
---	---	--	--



Colour Legend

- Retroreflective yellow
- Black (legend and border)



**Queensland
Government**

**SIGN ON NATIONAL TRAIL
"ROAD CROSSING (WITH SYMBOLS)"**

Department of Transport and Main Roads
Infrastructure Management & Delivery Division

APPROVED AS OFFICIAL TRAFFIC SIGN

23/06/16
Date

W6-Q02

Designed
RH 8/95

Checked
JD 8/95

Scale
Not to Scale

R King
PRINCIPAL ENGINEER
(Traffic Engineering)


A	B			
---	---	--	--	--



	a	b	c	d	e	f	g	h	k	r
A	600	10	20	306	82	34	90D	232	207	40
B	750	10	20	382	102	42	112D	290	259	50
C	900	15	30	459	123	51	135D	348	310	60
D	1200	15	30	612	164	68	180D	434	414	80

Colour Legend

- Black (legend and border)
- Retroreflective yellow (background)



**Queensland
Government**

WARNING SIGN

“TRAIL (PEDESTRIAN/CYCLIST/HORSE)”

Department of Transport and Main Roads
Infrastructure Management & Delivery Division

APPROVED AS OFFICIAL TRAFFIC SIGN

Designed
RH 05/02

Checked
DC 02/21

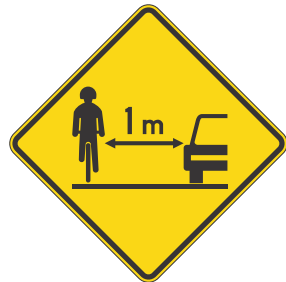
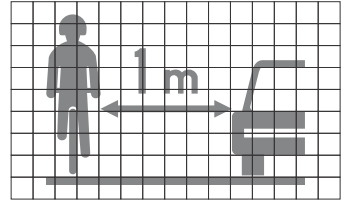
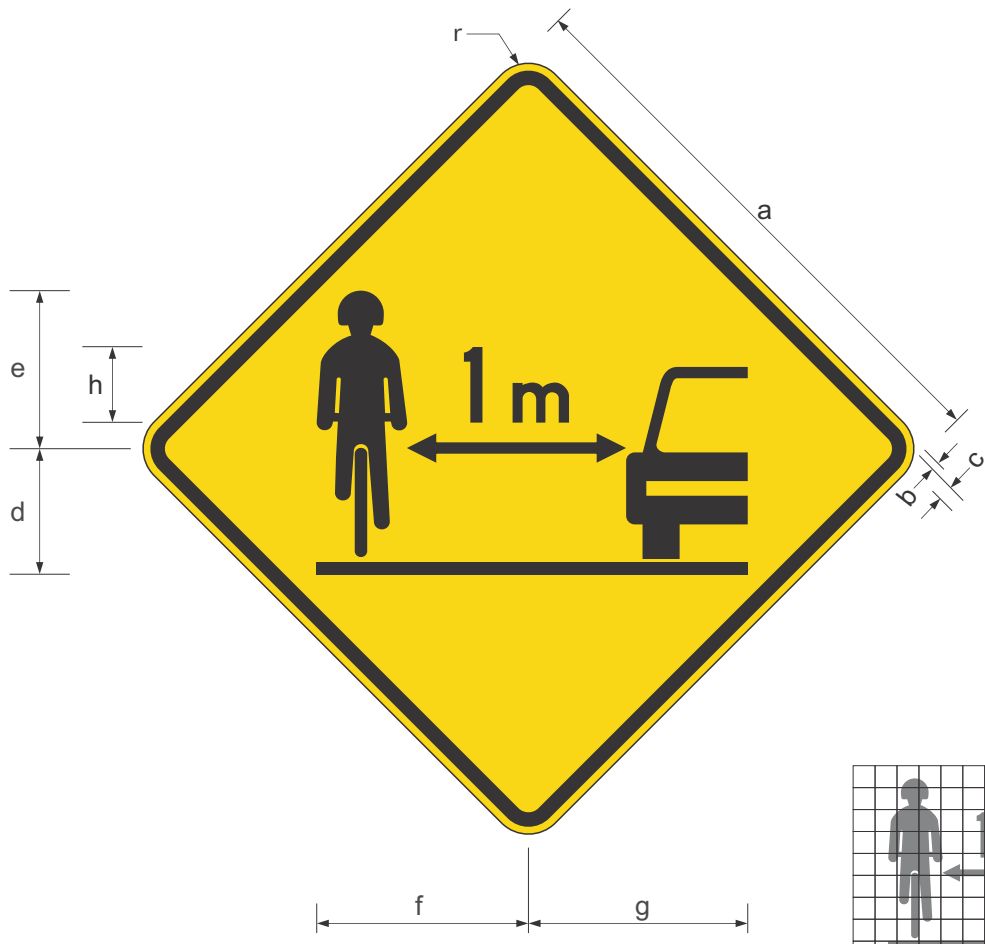
Scale
Not to Scale

R King
PRINCIPAL ENGINEER
(Traffic Engineering)

08/02/21
Date

W6-Q03

A				
---	--	--	--	--



W8-Q11

Example

Colour Legend

- Retroreflective yellow
- Black

Notes:

1. This sign may be used in speed zones of 60 km/h or less to remind drivers of their obligation to passing bicycle riders under the Queensland Road Rules.
2. This sign shall not be used as a stand-alone sign and must be supplemented with "Share the Road" supplementary plate (W8-Q11). See example.

	a	b	c	d	e	f	g	h	r
A	600	10	20	133	167	224	232	80D/60Em	40
B	750	10	20	166	209	280	290	100D/70Em	50
C	900	15	30	200	250	336	348	120D/90Em	60



Queensland Government

**WARNING SIGN
CYCLIST/MOTORIST SEPARATION
60km/h OR LESS SPEED ZONES**

Department of Transport and Main Roads
Infrastructure Management & Delivery Division

APPROVED AS OFFICIAL TRAFFIC SIGN

[Signature]
PRINCIPAL ENGINEER
(Traffic Engineering)

13/12/23
Date

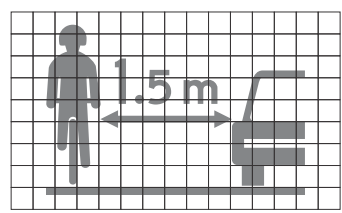
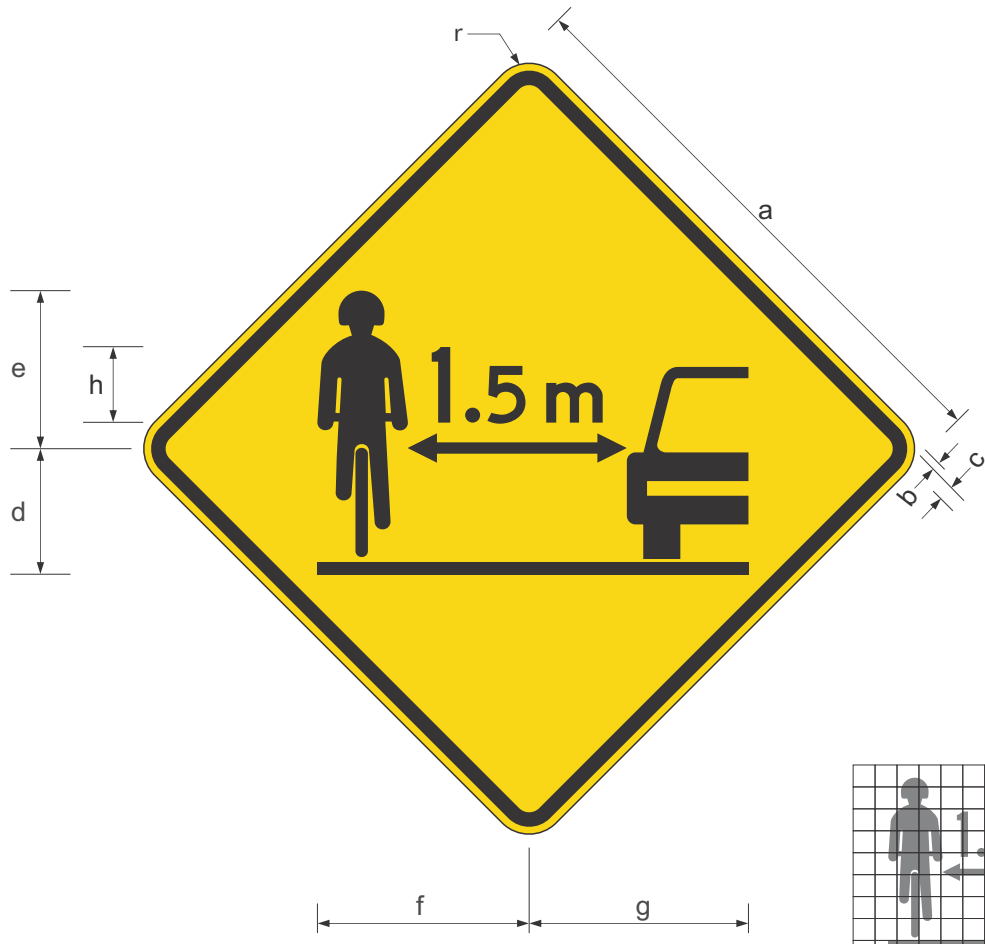
W6-Q04_1
Page 1 of 2

Designed
RH 02/21

Checked
JP 12/23

Scale
Not to Scale

A	B			
---	---	--	--	--



W8-Q11

Example

	a	b	c	d	e	f	g	h	r
A	600	10	20	133	167	224	232	80D/60Em	40
B	750	10	20	166	209	280	290	100D/70Em	50
C	900	15	30	200	250	336	348	120D/90Em	60

Colour Legend

- Retroreflective yellow
- Black

Notes:

1. This sign may be used in speed zones of more than 60 km/h to remind drivers of their obligation to passing bicycle riders under the Queensland Road Rules.
2. This sign shall not be used as a stand-alone sign and must be supplemented with "Share the Road" supplementary plate (W8-Q11). See example.



Queensland Government

**WARNING SIGN
CYCLIST/MOTORIST SEPARATION
GREATER THAN 60km/h SPEED ZONES**

Department of Transport and Main Roads
Infrastructure Management & Delivery Division

APPROVED AS OFFICIAL TRAFFIC SIGN

[Signature]
PRINCIPAL ENGINEER
(Traffic Engineering)

13/12/23
Date

W6-Q04_2
Page 2 of 2

Designed
RH 02/21

Checked
JP 12/23

Scale
Not to Scale

A	B			
---	---	--	--	--

Notes:

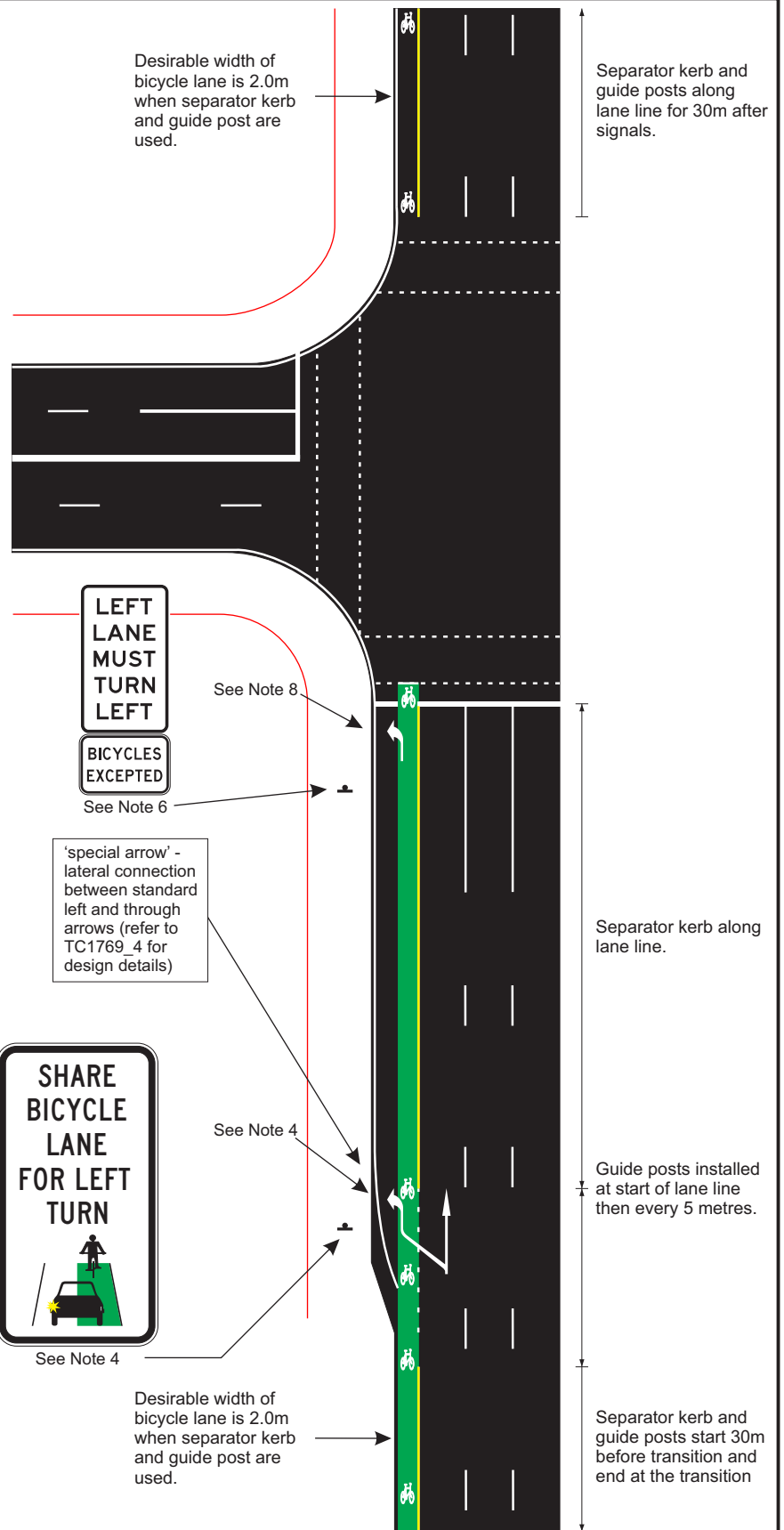
1. Bicycle lane within left turn lane to be marked at 2.0m wide within maximum 3.3m left turn lane.
2. Separator kerb and guide posts should be used along lane lines as shown in the diagram.
3. Bicycle Pavement Symbols to be provided at 5.0m intervals through the transition area. Additional intermediate symbols to be applied at spacings greater than 50m.
4. Only one special arrow should be located towards the end of the taper entry into the auxiliary turn lane.
5. The "Share Bicycle Lane For Left Turn" signs W6-Q05_5 must be installed adjacent to the first special arrow where indicated. For special arrow details see W6-Q05_4.
6. R2-9(L) with R9-3 "Bicycle Exceeded" sign is required to allow cyclists to continue in this lane across the intersection.
7. All markings to be installed with a high skid resistance material (e.g. calcine bauxite).
8. Left turn arrow to be installed 6 metres from stop line.
9. Transport & Main Roads shall be notified of locations where this treatment is implemented.

Please email the following details to:

[TrafficEngineering.support@tmr.qld.gov.au:](mailto:TrafficEngineering.support@tmr.qld.gov.au)

- Cross road names
- Installation date
- Left turn traffic volume
- Bicycle volume (actual or estimated, please indicate which).

Receipt of this information does not infer that any kind of checking, endorsement or certification will be performed by the Traffic Engineering and Data unit. Information collected will be used to monitor and evaluate the long term safety and effectiveness of the treatment.



**Queensland
Government**

**RETROFIT BICYCLE LANE
IN A LEFT TURN LANE
"SIGNALISED INTERSECTION"**

Department of Transport and Main Roads
Infrastructure Management & Delivery Division

APPROVED AS OFFICIAL TRAFFIC SIGN

Designed
RH 02/21

Checked
DJ 02/21

Scale
Not to Scale

R King
PRINCIPAL ENGINEER
(Traffic Engineering)

26/02/21
Date

W6-Q05_1

Page 1 of 6

A			
---	--	--	--

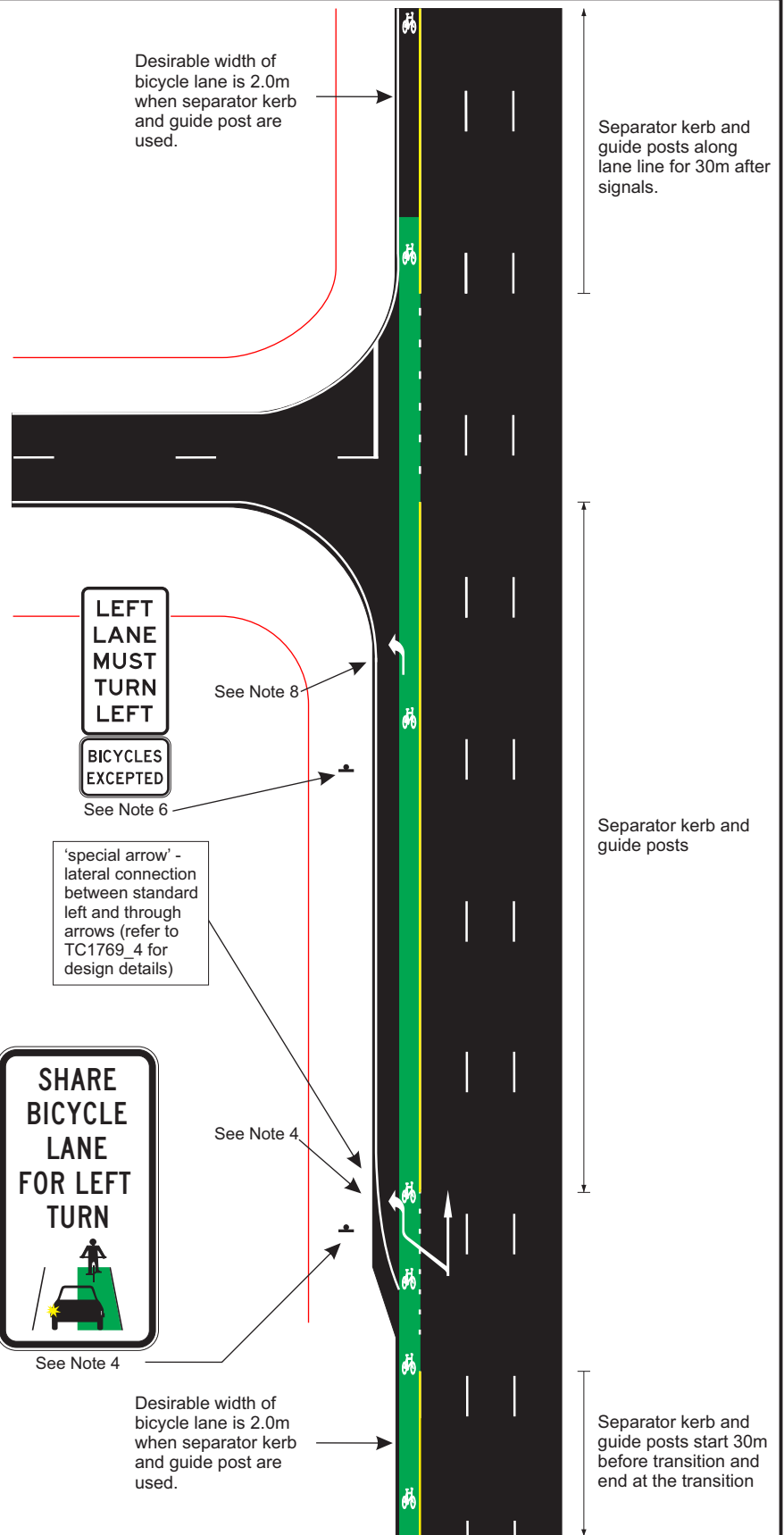
Notes:

1. Bicycle lane within left turn lane to be marked at 2.0m wide within maximum 3.3m left turn lane.
2. Separator kerb and guide posts should be used along lane lines as shown in the diagram.
3. Bicycle Pavement Symbols to be provided at 5.0m intervals through the transition area. Additional intermediate symbols to be applied at spacings greater than 50m.
4. Only one special arrow should be located towards the end of the taper entry into the auxiliary turn lane.
5. The "Share Bicycle Lane For Left Turn" signs W6-Q05_5 must be installed adjacent to the first special arrow where indicated. For special arrow details see W6-Q05_4.
6. R2-9(L) with R9-3 "Bicycle Excepted" sign is required to allow cyclists to continue in this lane across the intersection.
7. All markings to be installed with a high skid resistance material (e.g. calcine bauxite).
8. Left turn arrow to be installed 6 metres before side road tangent point.
9. Left lane turn arrow to be installed immediately prior to the edge line turning point.
10. Transport & Main Roads shall be notified of locations where this treatment is implemented.

Please email the following details to:
TrafficEngineering.support@tmr.qld.gov.au:

- Cross road names
- Installation date
- Left turn traffic volume
- Bicycle volume (actual or estimated, please indicate which).

Receipt of this information does not infer that any kind of checking, endorsement or certification will be performed by the Traffic Engineering and Data unit. Information collected will be used to monitor and evaluate the long term safety and effectiveness of the treatment.



**Queensland
Government**

**RETROFIT BICYCLE LANE
IN A LEFT TURN LANE
"UNSIGNALISED INTERSECTION"**

Department of Transport and Main Roads
Infrastructure Management & Delivery Division

APPROVED AS OFFICIAL TRAFFIC SIGN

W6-Q05_2

Designed
RH 02/21

Checked
DJ 02/21

Scale
Not to Scale

R King
PRINCIPAL ENGINEER
(Traffic Engineering)

26/02/21
Date

Page 2 of 6

A			
---	--	--	--

Notes:

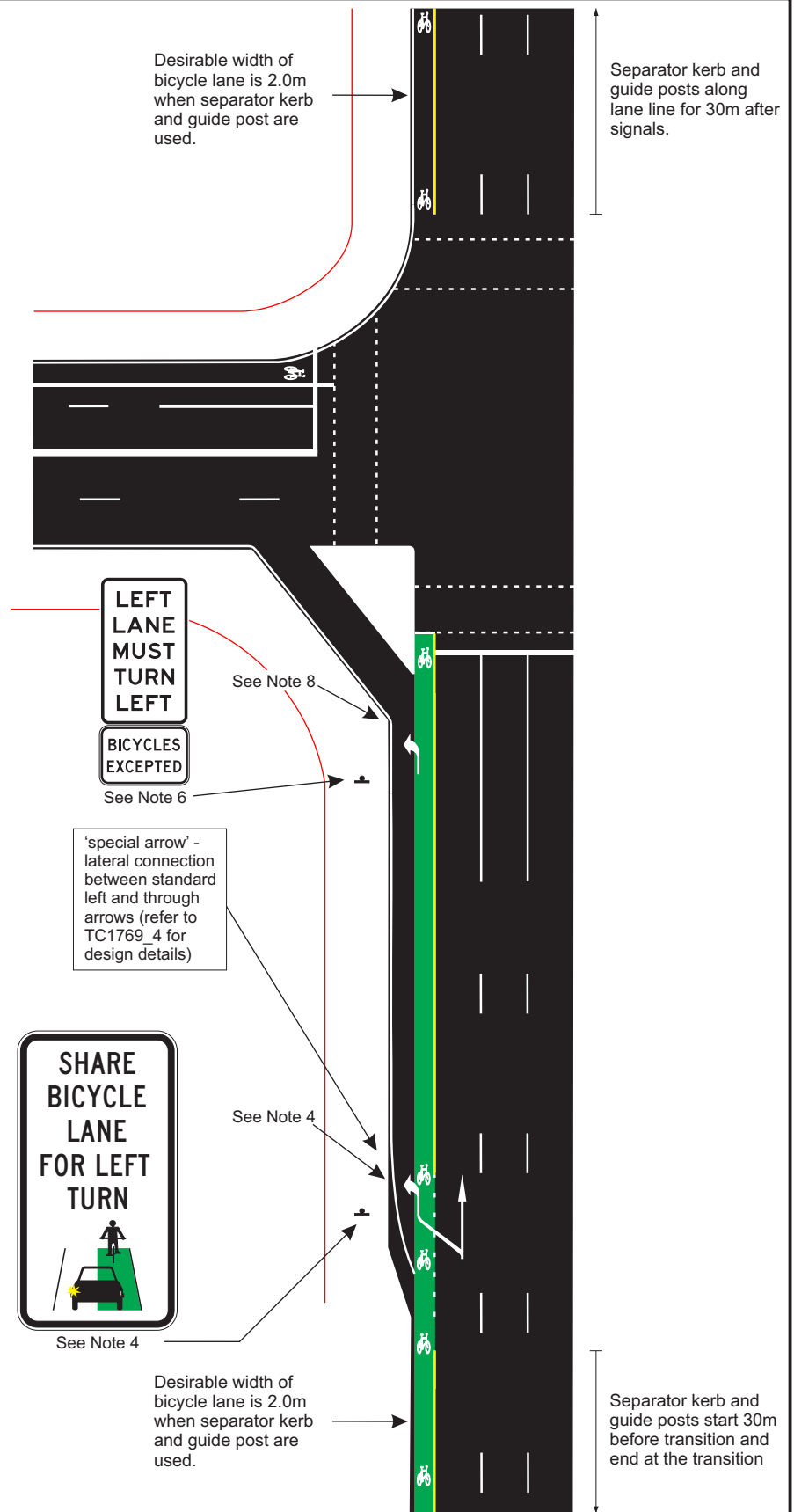
1. Bicycle lane within left turn lane to be marked at 2.0m wide within maximum 3.3m left turn lane.
2. Separator kerb and guide posts should be used along lane lines as shown in the diagram.
3. Bicycle Pavement Symbols to be provided at 5.0m intervals through the transition area. Additional intermediate symbols to be applied at spacings greater than 50m.
4. Only one special arrow should be located towards the end of the taper entry into the auxiliary turn lane.
5. The "Share Bicycle Lane For Left Turn" signs W6-Q05_3 must be installed adjacent to the first special arrow where indicated. For special arrow details see W6-Q05_4.
6. R2-9(L) with R9-3 "Bicycle Exceeded" sign is required to allow cyclists to continue in this lane across the intersection.
7. All markings to be installed with a high skid resistance material (e.g. calcine bauxite).
8. Left turn arrow to be installed 6 metres from stop line or immediately prior to the start of the slip lane island treatment.
9. Transport & Main Roads shall be notified of locations where this treatment is implemented.

Please email the following details to:

TrafficEngineering.support@tmr.qld.gov.au:

- ✓ Cross road names
- ✓ Installation date
- ✓ Left turn traffic volume
- ✓ Bicycle volume (actual or estimated, please indicate which).

Receipt of this information does not infer that any kind of checking, endorsement or certification will be performed by the Traffic Engineering and Data unit. Information collected will be used to monitor and evaluate the long term safety and effectiveness of the treatment.



Queensland Government

**RETROFIT BICYCLE LANE
IN A LEFT TURN LANE**
"SIGNALISED INTERSECTION WITH SLIPLANE"

Department of Transport and Main Roads
Infrastructure Management & Delivery Division

APPROVED AS OFFICIAL TRAFFIC SIGN

W6-Q05_3

Designed
RH 02/21

Checked
DJ 02/21

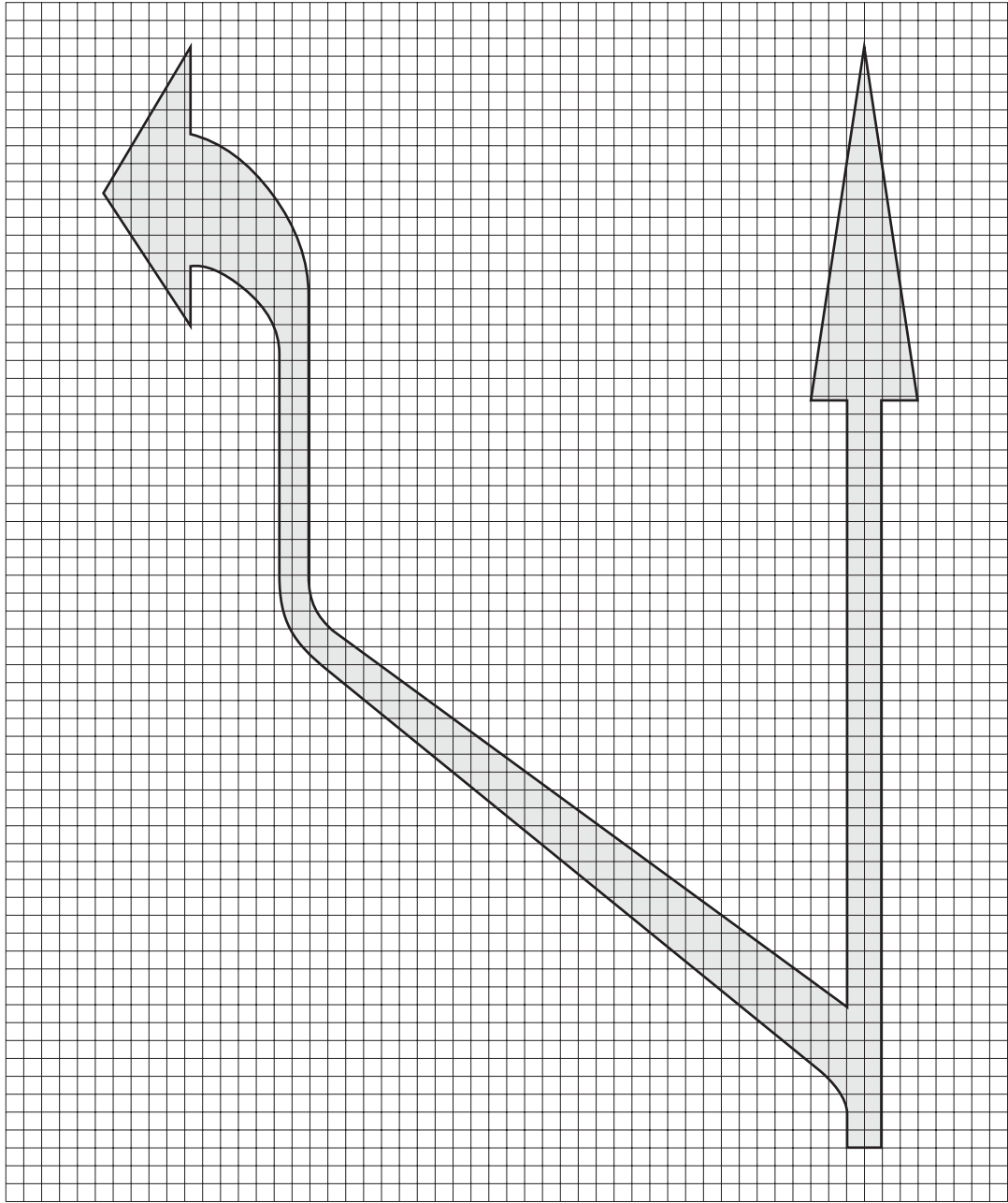
Scale
Not to Scale

R King
PRINCIPAL ENGINEER
(Traffic Engineering)

26/02/21
Date

Page 3 of 6

A			
---	--	--	--



'SPECIAL ARROW' DETAIL

Y
100 mm

Note: Minimum length of arrow = 6 m

$$Y = \frac{\text{length of arrow (mm)}}{60}$$



**Queensland
Government**

**RETROFIT BICYCLE LANE
IN A LEFT TURN LANE
SPECIAL ARROW MARKING**

Department of Transport and Main Roads
Infrastructure Management & Delivery Division

APPROVED AS OFFICIAL TRAFFIC SIGN

26/02/21
Date

W6-Q05_4

Page 4 of 6

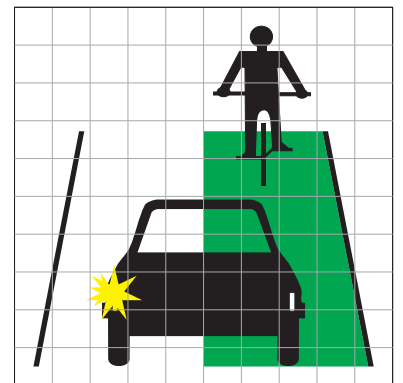
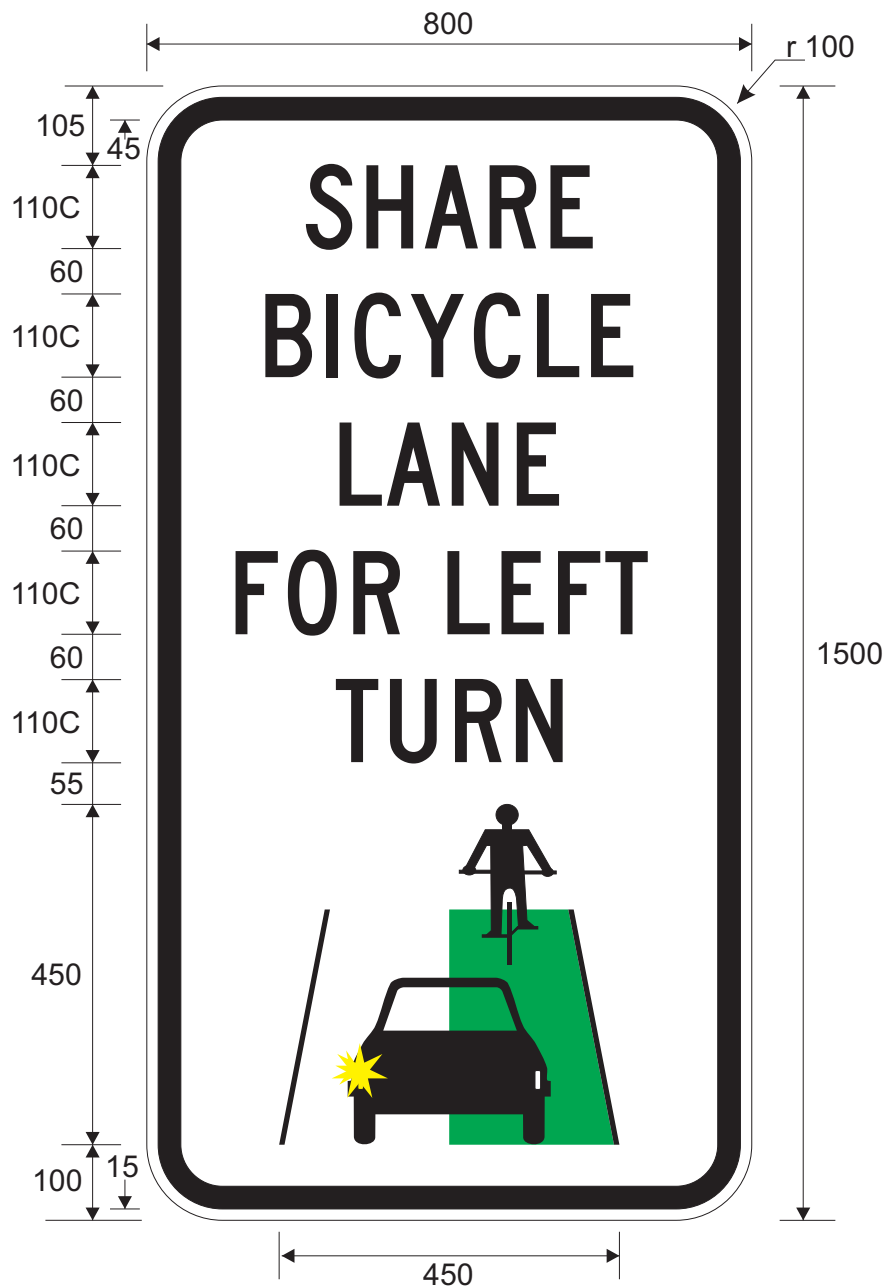
Designed
RH 02/21

Checked
DJ 02/21





Scale
Not to Scale

R King
PRINCIPAL ENGINEER
(Traffic Engineering)

A			
---	--	--	--



Colour Legend

-  Black
-  Retroreflective green
-  Retroreflective yellow
-  Retroreflective white

Notes:

1. This sign and associated special pavement markings must be used where a left turn auxiliary lane and bike lane are to "share" the same area of pavement.
2. This sign must be used in conjunction with and adjacent to the first "special arrow" line marking as shown in W6-Q05_1, W6-Q05_2 and W6-Q05_3.



**Queensland
Government**

**RETROFIT BICYCLE LANE
IN A LEFT TURN LANE
"SHARE BICYCLE LANE FOR LEFT TURN"**

Department of Transport and Main Roads
Infrastructure Management & Delivery Division

APPROVED AS OFFICIAL TRAFFIC SIGN

Designed
RH 02/21

Checked
DJ 02/21

Scale
Not to Scale


PRINCIPAL ENGINEER
(Traffic Engineering)

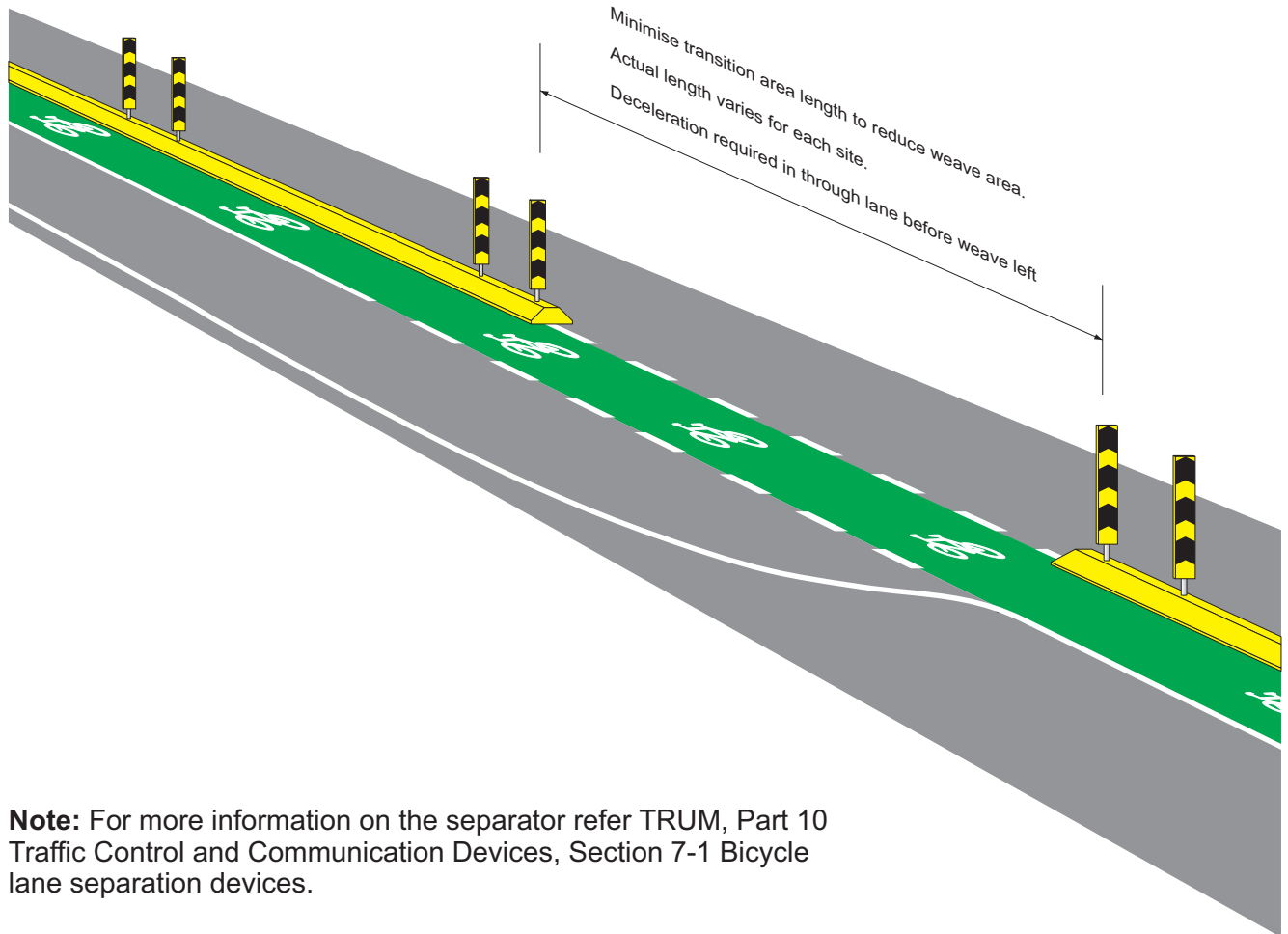
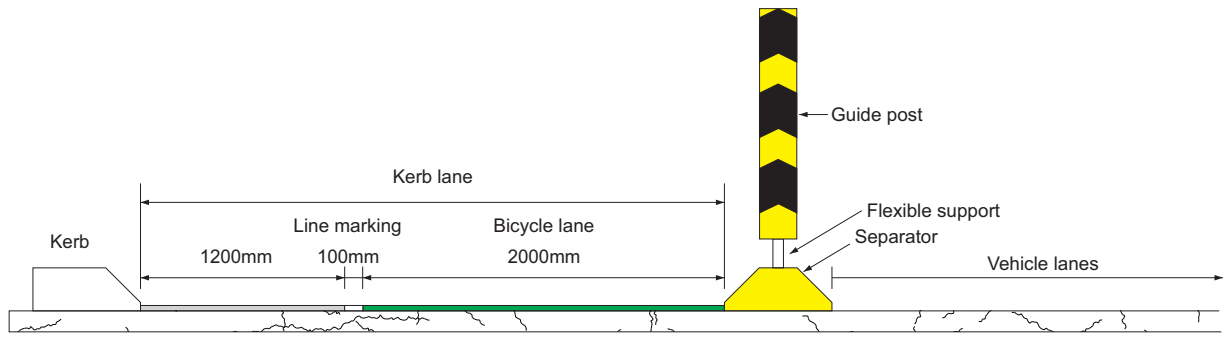
26/02/21
Date

W6-Q05_5

Page 5 of 6

A			
---	--	--	--

Bicycle Lane Separation



Note: For more information on the separator refer TRUM, Part 10 Traffic Control and Communication Devices, Section 7-1 Bicycle lane separation devices.



**Queensland
Government**

LANE SEPARATION DETAILS

Department of Transport and Main Roads
Infrastructure Management & Delivery Division

APPROVED AS OFFICIAL TRAFFIC SIGN

26/02/21
Date

W6-Q05_6

Page 6 of 6

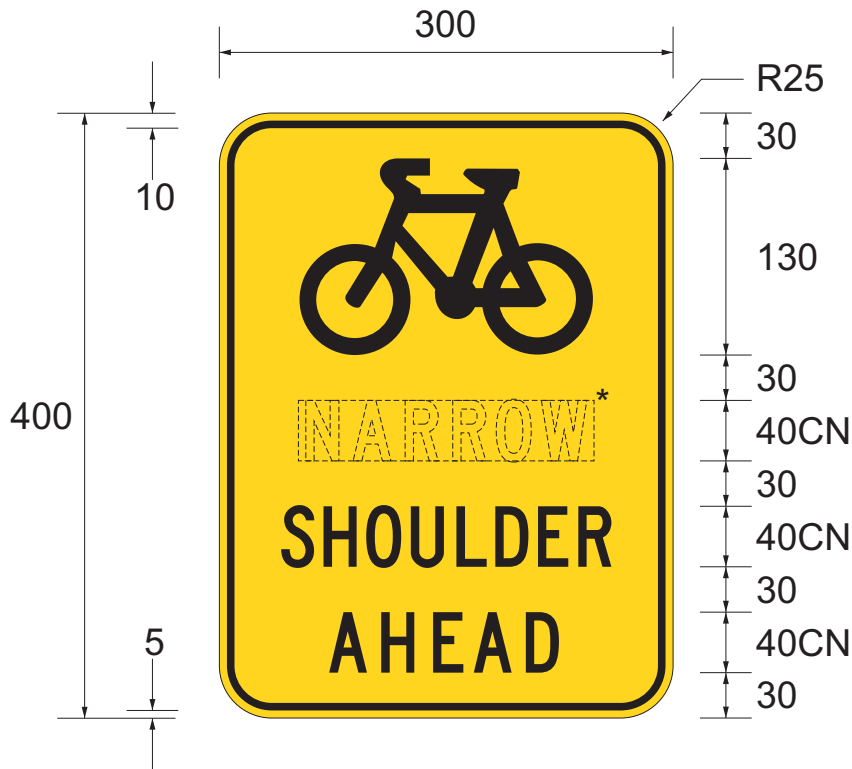
Designed
RH 02/21

Checked
DJ 02/21

Scale
Not to Scale

R King
PRINCIPAL ENGINEER
(Traffic Engineering)

A			
---	--	--	--



Colour Legend

- Retroreflective yellow
- Black

Notes:

1. *Insert either NARROW or NO to describe shoulder as appropriate.
2. This sign must be used in conjunction with W6-Q06_2.
3. For example application of W6-Q06 refer to TRUM volume 1 part 10 *Bicycle Awareness Zones*.



**Queensland
Government**

**CYCLIST WARNING SIGN
NARROW SHOULDER AHEAD**

Department of Transport and Main Roads
Infrastructure Management & Delivery Division

APPROVED AS OFFICIAL TRAFFIC SIGN

W6-Q06_1

Designed
RH 03/21

Checked
MM 03/21


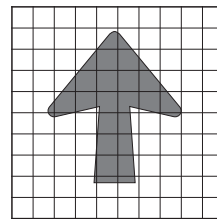
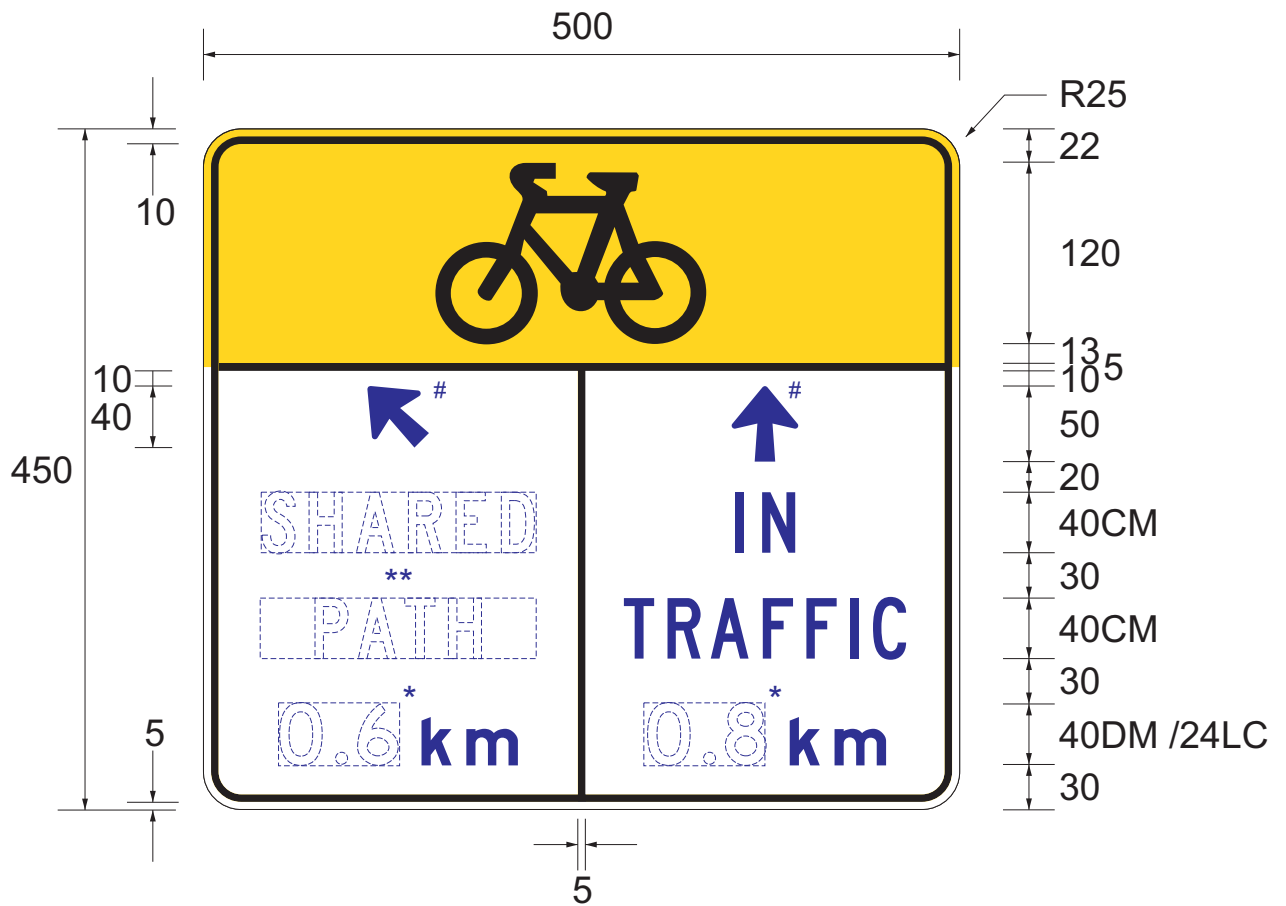
Scale
Not to Scale

R King
PRINCIPAL ENGINEER
(Traffic Engineering)

04/03/21
Date

Page 1 of 2

A			
---	--	--	--



Colour Legend

- Retroreflective white
- Retroreflective yellow
- Retroreflective blue
- Black

Notes:

1. This sign is to be used on marked bicycle lanes to guide cyclists to a choice in route via either a shared path/bike path or with vehicular traffic.
2. * Insert the appropriate distance from the sign to:
 - a) where the shared path/bike path route rejoins the vehicular traffic; and
 - b) where the sealed shoulder widens to full width.
3. ** Insert either SHARED PATH, BIKE PATH or ALT ROUTE where appropriate.
4. # Insert the appropriate directional arrow (left, straight ahead or right) ensuring that the arrows read from left-to-right.
5. Where required, the left and right information panels may be swapped to ensure that the arrows read from left-to-right.
6. This sign must be used in conjunction with W6-Q06_1.



**Queensland
Government**

CYCLIST WARNING SIGN

“SHARED PATH .. km / IN TRAFFIC .. km”

Department of Transport and Main Roads
Infrastructure Management & Delivery Division

APPROVED AS OFFICIAL TRAFFIC SIGN

04/03/21
Date

W6-Q06_2

Page 2 of 2

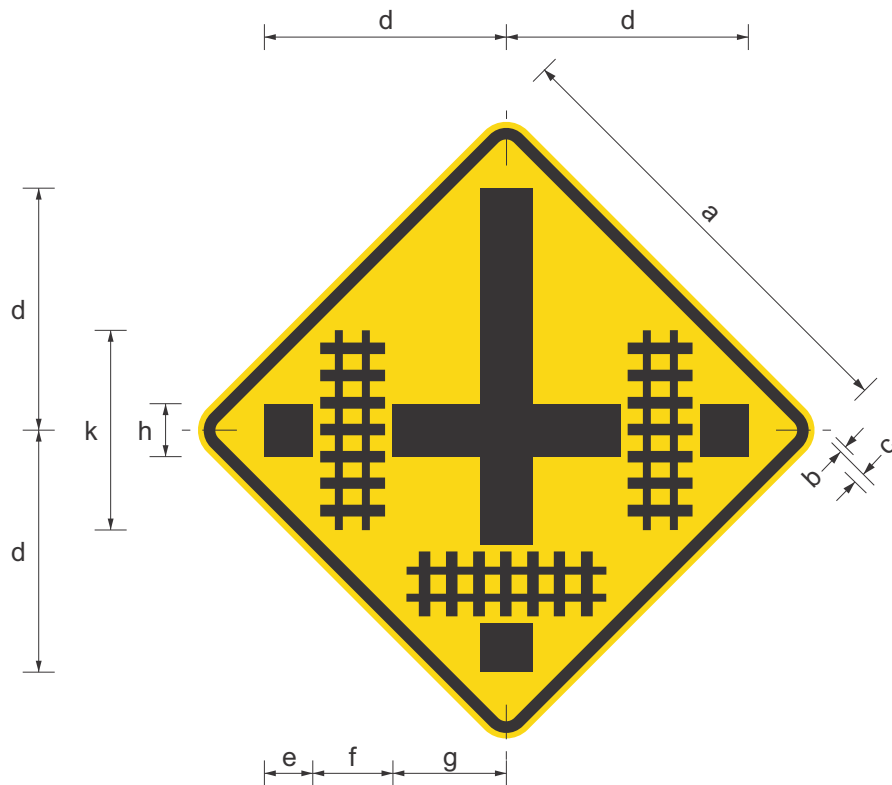
Designed
RH 03/21

Checked
MM 03/21

Scale
Not to Scale

R King
PRINCIPAL ENGINEER
(Traffic Engineering)

A			
---	--	--	--



	a	b	c	d	e	f	g	h	k	r
C	900	12	24	480	96	159	225	105	396	60
D	1200	16	32	640	128	212	300	140	528	80

Colour Legend

- Retroreflective yellow
- Black



**Queensland
Government**

**RAILWAY LEVEL CROSSING
WARNING SIGN**

Department of Transport and Main Roads
Infrastructure Management & Delivery Division

APPROVED AS OFFICIAL TRAFFIC SIGN

Designed
RH 08/03

Checked
JP 10/22

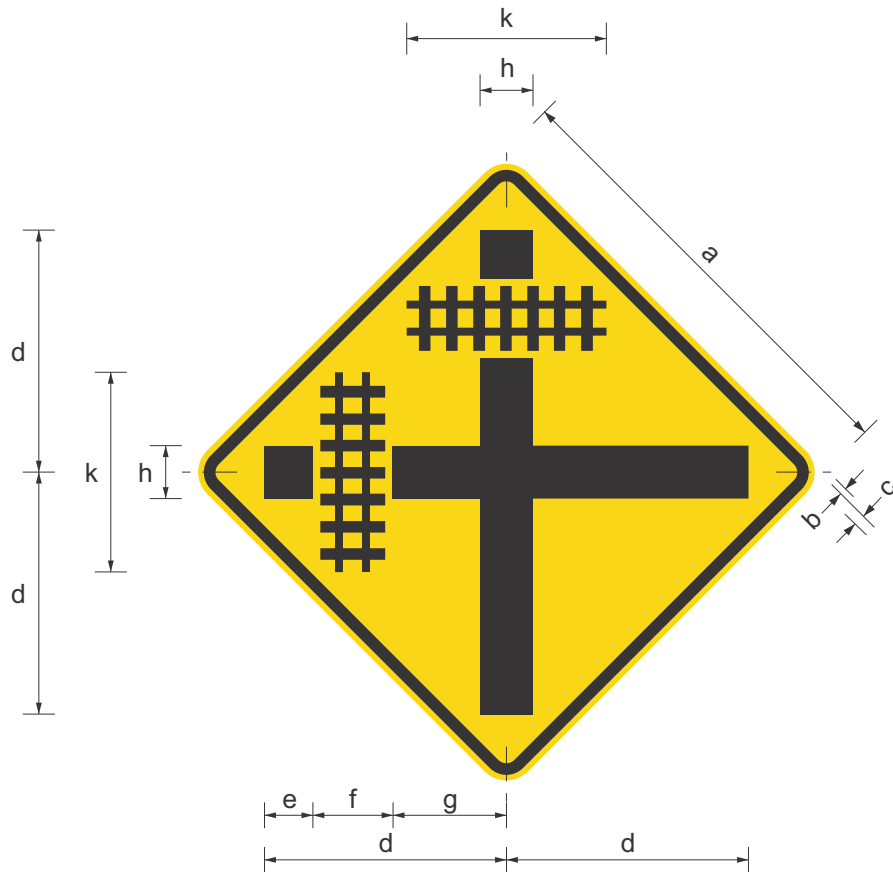
Scale
Not to Scale

R King
PRINCIPAL ENGINEER
(Traffic Engineering)

14/10/22
Date

W7-13-Q01_1
Page 1 of 7

A				
---	--	--	--	--



	a	b	c	d	e	f	g	h	k	r
B	750	10	20	400	80	132	188	88	330	50
C	900	12	24	480	96	159	225	105	396	60
D	1200	16	32	640	128	212	300	140	528	80

Colour Legend

- Retroreflective yellow
- Black



Queensland
Government

RAILWAY LEVEL CROSSING WARNING SIGN

Department of Transport and Main Roads
Infrastructure Management & Delivery Division

APPROVED AS OFFICIAL TRAFFIC SIGN

Designed
RH 08/03

Checked
JP 10/22

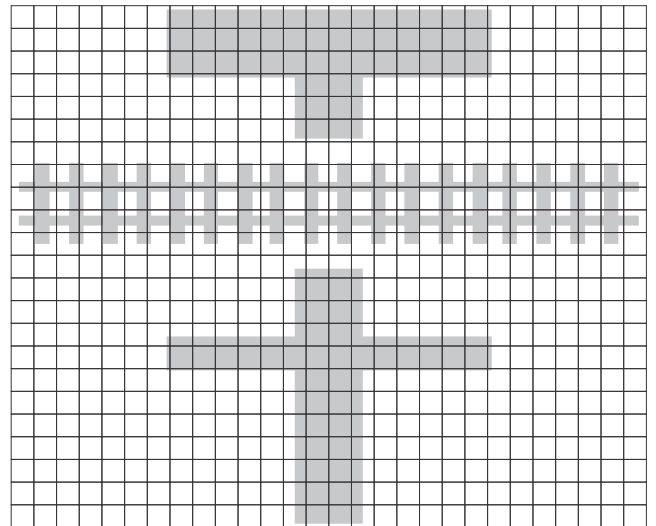
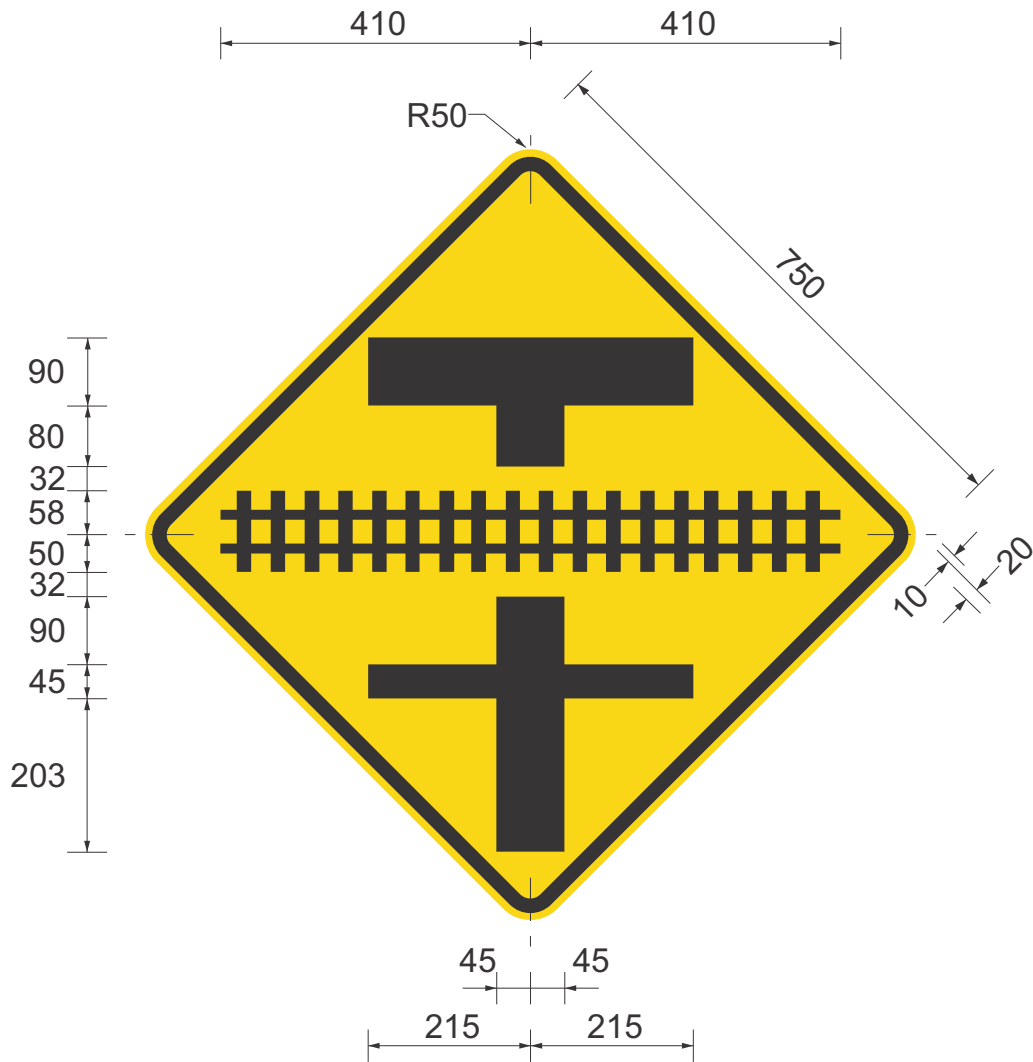
Scale
Not to Scale

R King
PRINCIPAL ENGINEER
(Traffic Engineering)

14/10/22
Date

W7-13-Q01_2
Page 2 of 7

A



Colour Legend

- Retroreflective yellow
- Black



**Queensland
Government**

**RAILWAY LEVEL CROSSING
WARNING SIGN**

Department of Transport and Main Roads
Infrastructure Management & Delivery Division

APPROVED AS OFFICIAL TRAFFIC SIGN

Designed
RH 08/03

Checked
JP 10/22

Scale
Not to Scale

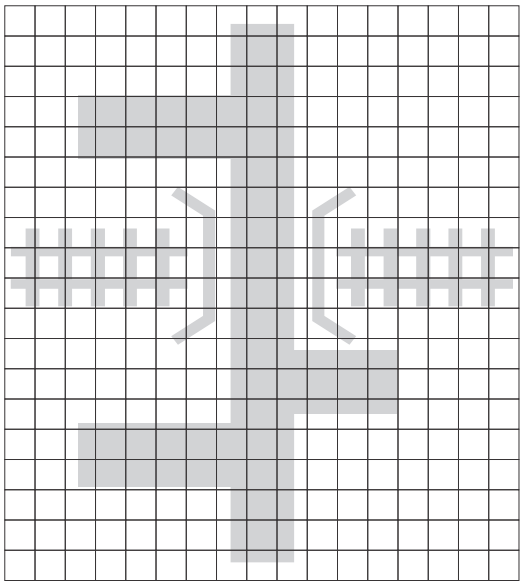
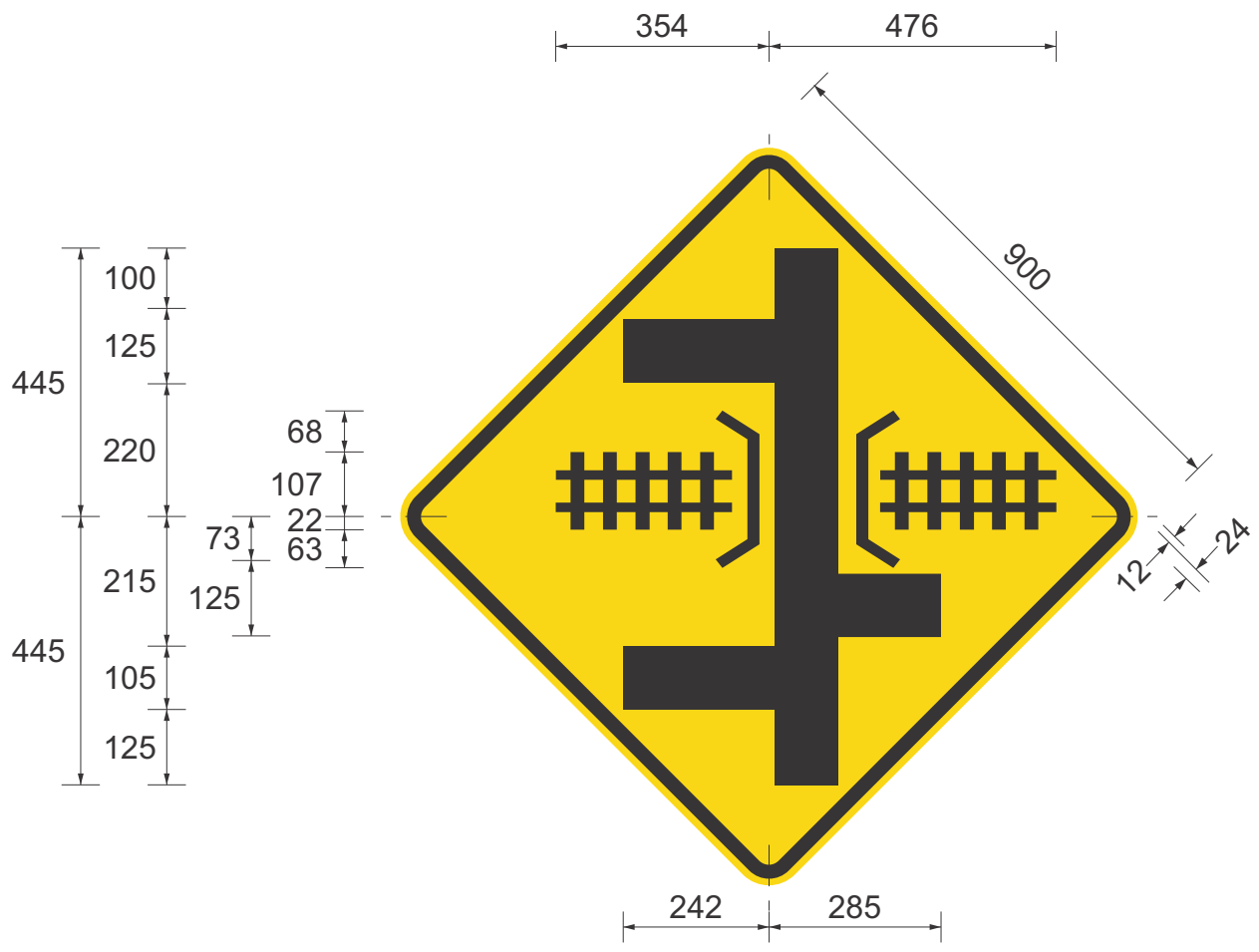
R King
PRINCIPAL ENGINEER
(Traffic Engineering)

14/10/22
Date

W7-13-Q01_3

Page 3 of 7

A				
---	--	--	--	--



Colour Legend

- Retroreflective yellow
- Black



**Queensland
Government**

**RAILWAY LEVEL CROSSING
WARNING SIGN**

Department of Transport and Main Roads
Infrastructure Management & Delivery Division

APPROVED AS OFFICIAL TRAFFIC SIGN

Designed
RH 08/03

Checked
JP 10/22

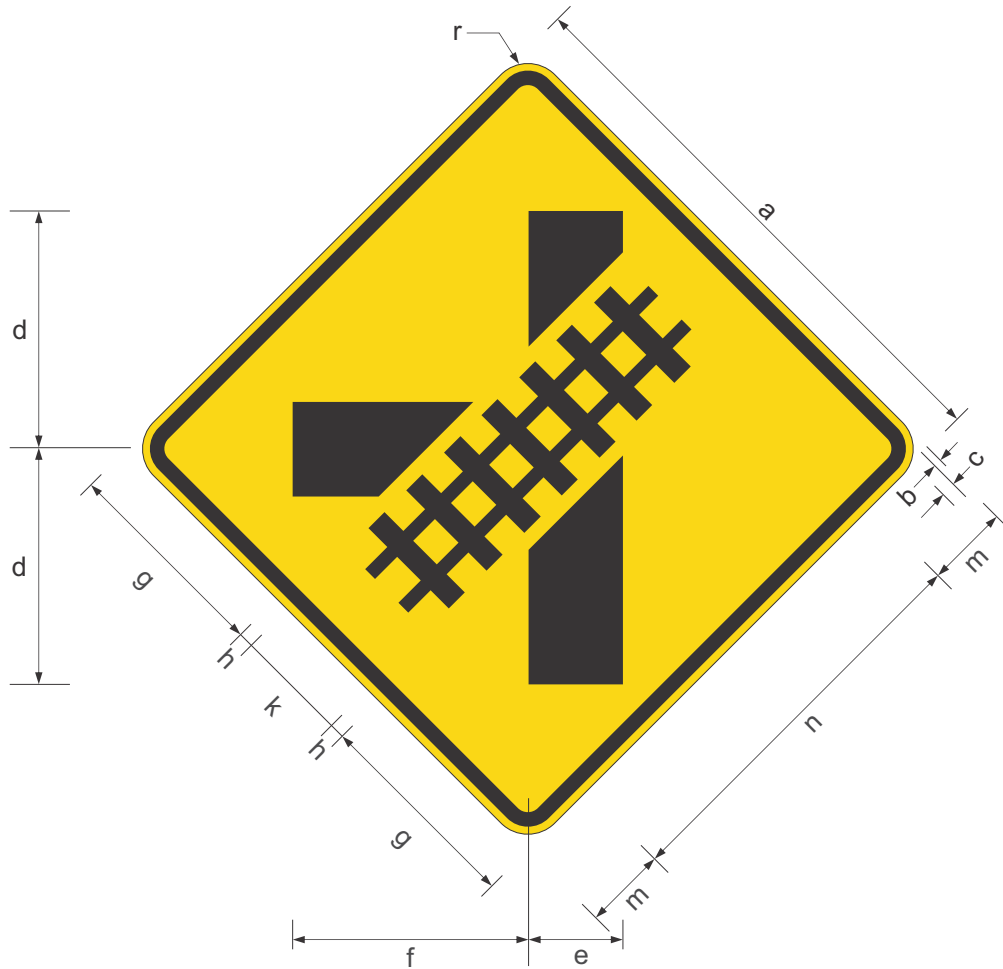
Scale
Not to Scale

R King
PRINCIPAL ENGINEER
(Traffic Engineering)

14/10/22
Date

W7-13-Q01_4
Page 4 of 7

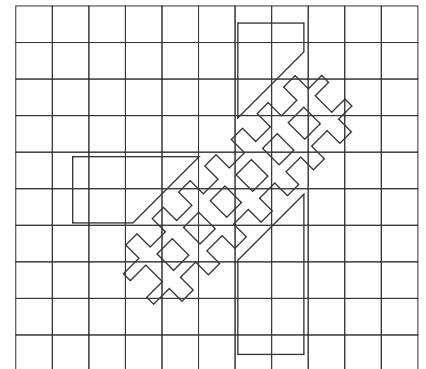
A			
---	--	--	--



	a	b	c	d	e	f	g	h	k	m	n	r
A	600	8	16	250	100	250	224	16	120	88	424	40
B	750	10	20	313	125	312	280	20	150	110	530	50
C	900	12	24	375	150	275	336	24	180	132	636	60

Colour Legend

- Retroreflective yellow
- Black



**Queensland
Government**

**RAILWAY LEVEL CROSSING
WARNING SIGN**

Department of Transport and Main Roads
Infrastructure Management & Delivery Division

APPROVED AS OFFICIAL TRAFFIC SIGN

Designed
RH 08/03

Checked
JP 10/22

Scale
Not to Scale

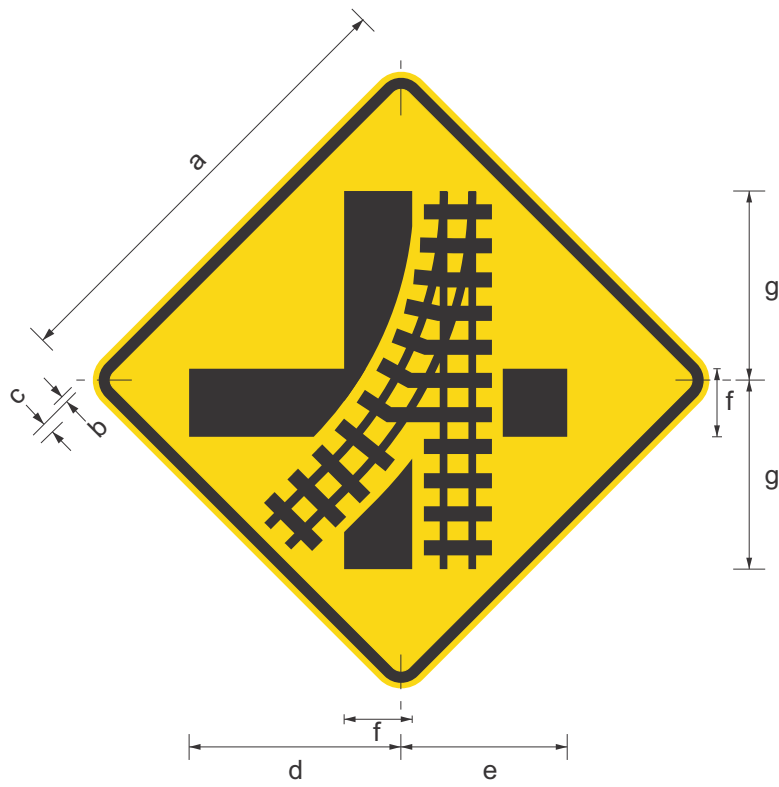
R King
PRINCIPAL ENGINEER
(Traffic Engineering)

14/10/22
Date

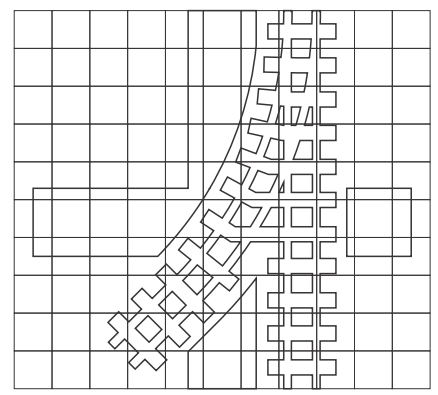
W7-13-Q01_5

Page 5 of 7

A



	a	b	c	d	e	f	g	r
A	600	8	16	280	220	90	250	40
B	750	10	20	350	275	112	312	50
C	900	12	24	420	330	135	375	60



Colour Legend

- Retroreflective yellow
- Black



**Queensland
Government**

**RAILWAY LEVEL CROSSING
WARNING SIGN**

Department of Transport and Main Roads
Infrastructure Management & Delivery Division

APPROVED AS OFFICIAL TRAFFIC SIGN

Designed
RH 08/03

Checked
JP 10/22

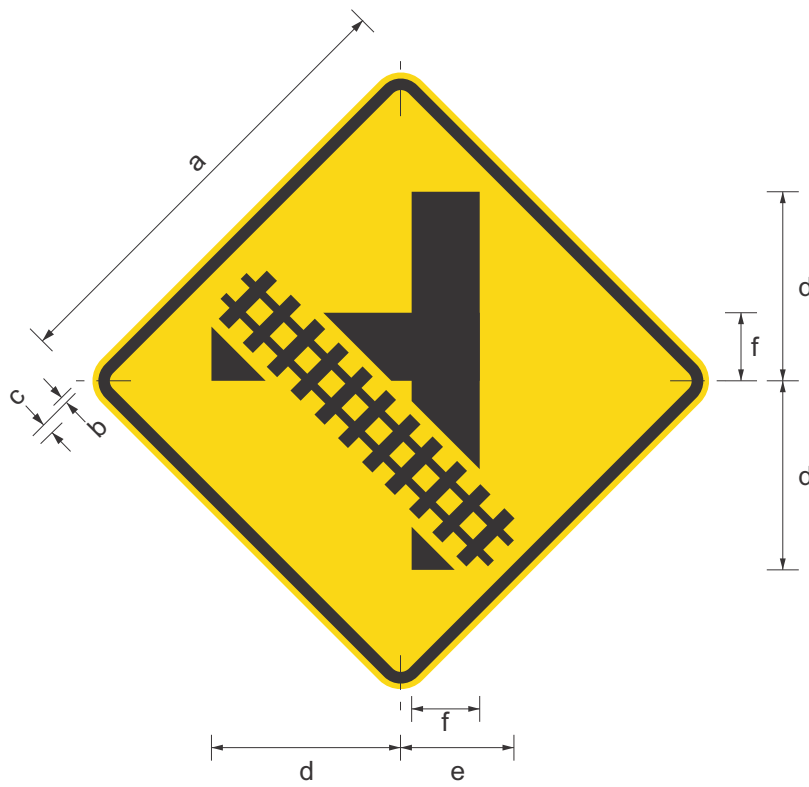
Scale
Not to Scale

R King
PRINCIPAL ENGINEER
(Traffic Engineering)

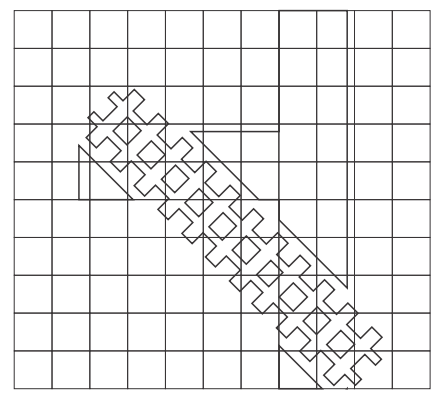
14/10/22
Date

W7-13-Q01_6
Page 6 of 7

A				
---	--	--	--	--



	a	b	c	d	e	f	r
A	600	8	16	250	150	90	40
B	750	10	20	312	188	112	50
C	900	12	24	375	225	135	60



Colour Legend

- Retroreflective yellow
- Black



**Queensland
Government**

**RAILWAY LEVEL CROSSING
WARNING SIGN**

Department of Transport and Main Roads
Infrastructure Management & Delivery Division

APPROVED AS OFFICIAL TRAFFIC SIGN

Designed
RH 08/03

Checked
JP 10/22

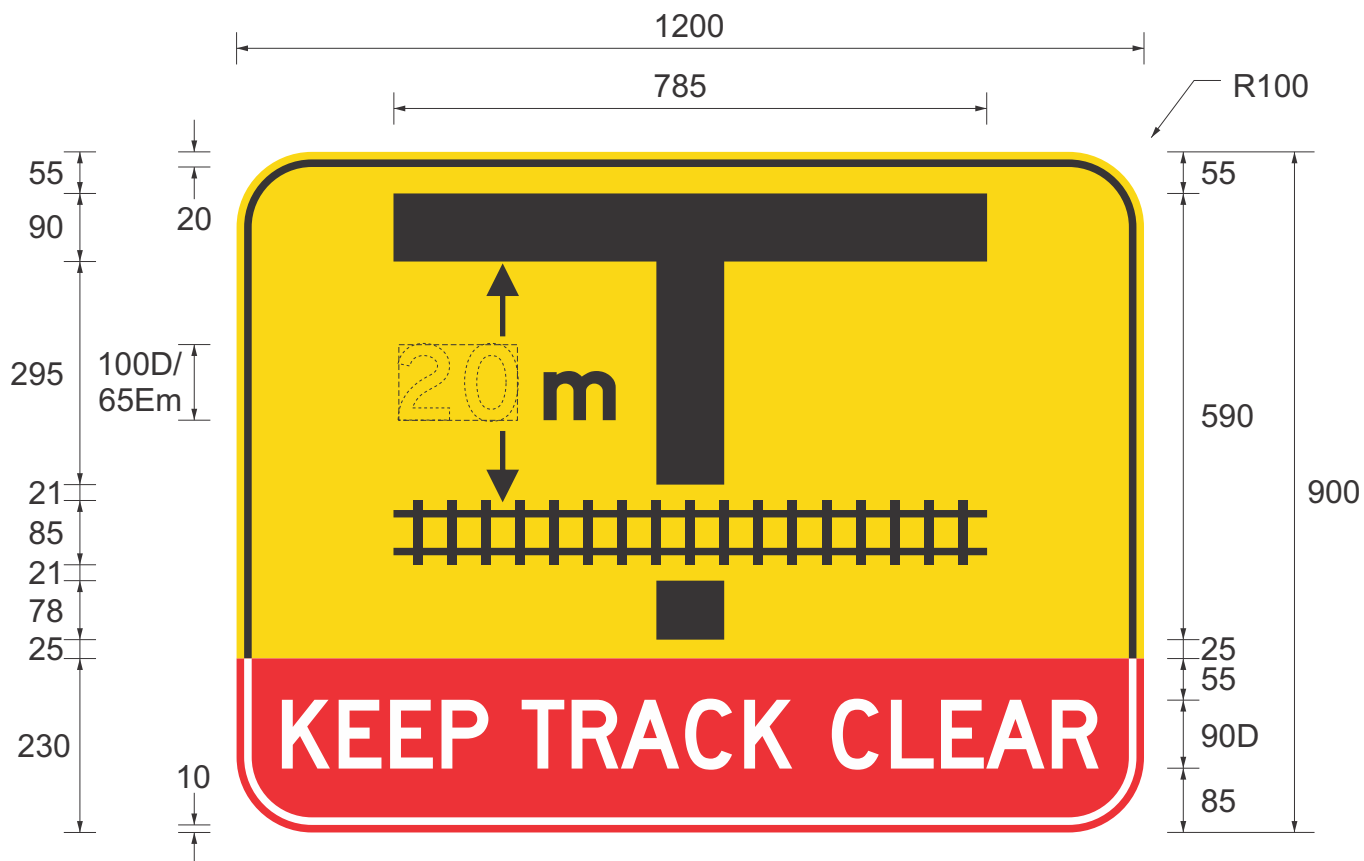
Scale
Not to Scale

R King
PRINCIPAL ENGINEER
(Traffic Engineering)

14/10/22
Date

W7-13-Q01_7
Page 7 of 7

A				
---	--	--	--	--




Notes

1. For use at open level crossings adjacent to "T" intersections at which there has been a history of problems relating to stacking distance. Distance measured from stop/give way line to 1m from rail.
2. * Insert appropriate distance in metres e.g. 20.
3. For optional intersections. See pages 2-7.

Colour Legend

- Black
- Retroreflective yellow
- Retroreflective red
- Retroreflective white



**Queensland
Government**

**RAILWAY LEVEL CROSSING
"T" INTERSECTION WARNING SIGN
"KEEP TRACK CLEAR - SHORT STACKING"**

Department of Transport and Main Roads
Infrastructure Management & Delivery Division

APPROVED AS OFFICIAL TRAFFIC SIGN

[Signature]
PRINCIPAL ENGINEER
(Traffic Engineering Practice)

03/02/23
Date

W7-Q01_1

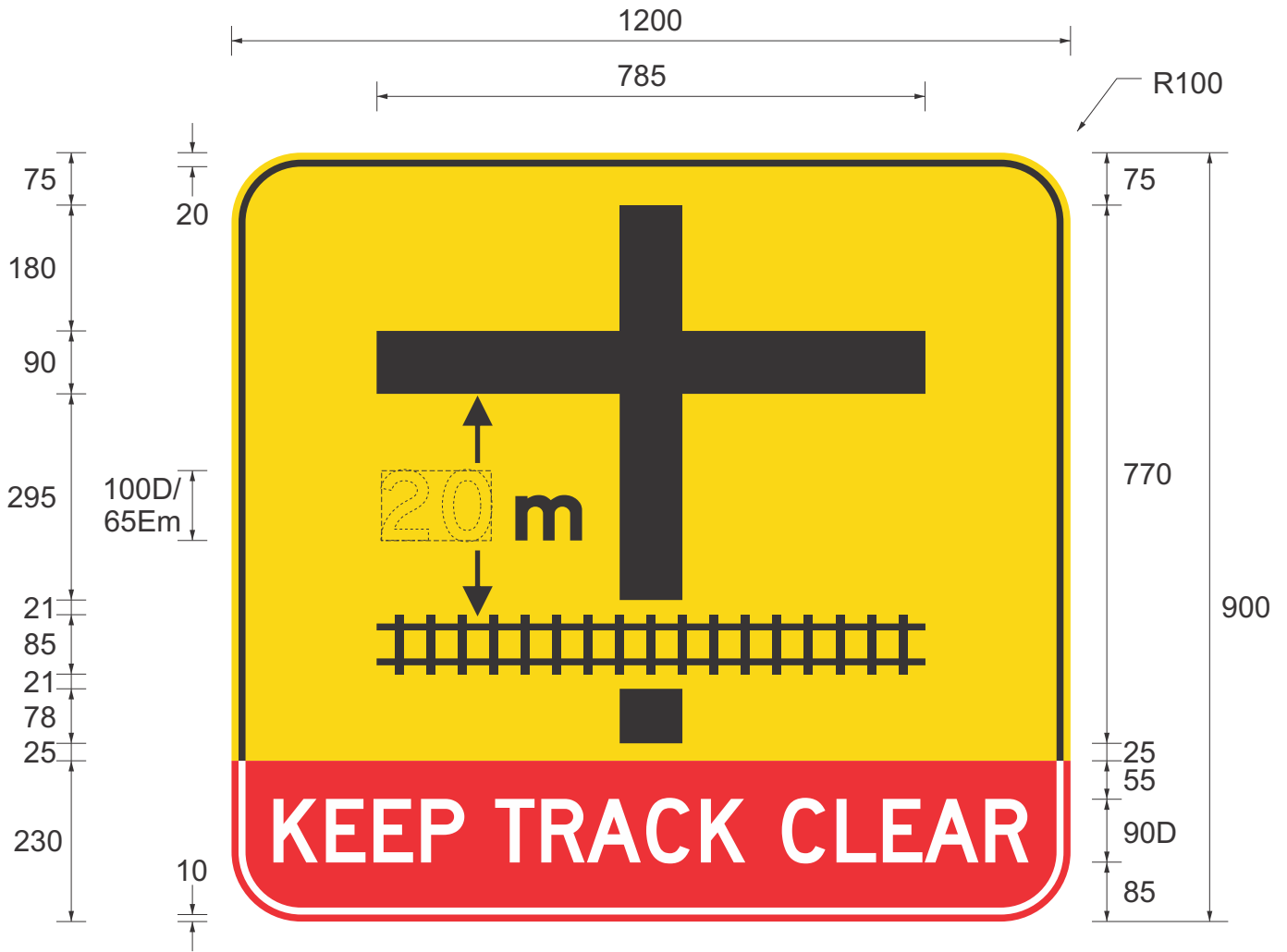
Page 1 of 7

Designed
RH 06/05

Checked
JP 02/23

Scale
Not to Scale

A			
---	--	--	--




Notes

1. For use at open level crossings adjacent to a cross road intersections at which there has been a history of problems relating to stacking distance. Distance measured from stop/give way line to 1m from rail.
2. * Insert appropriate distance in metres e.g. 20.
3. For optional intersection. See pages 1 & 3-7.

Colour Legend

- Black
- Retroreflective yellow
- Retroreflective red
- Retroreflective white



**Queensland
Government**

**RAILWAY LEVEL CROSSING
"X" INTERSECTION WARNING SIGN
"KEEP TRACK CLEAR - SHORT STACKING"**

Department of Transport and Main Roads
Infrastructure Management & Delivery Division

APPROVED AS OFFICIAL TRAFFIC SIGN

[Signature]
PRINCIPAL ENGINEER
(Traffic Engineering Practice)

03/02/23
Date

W7-Q01_2

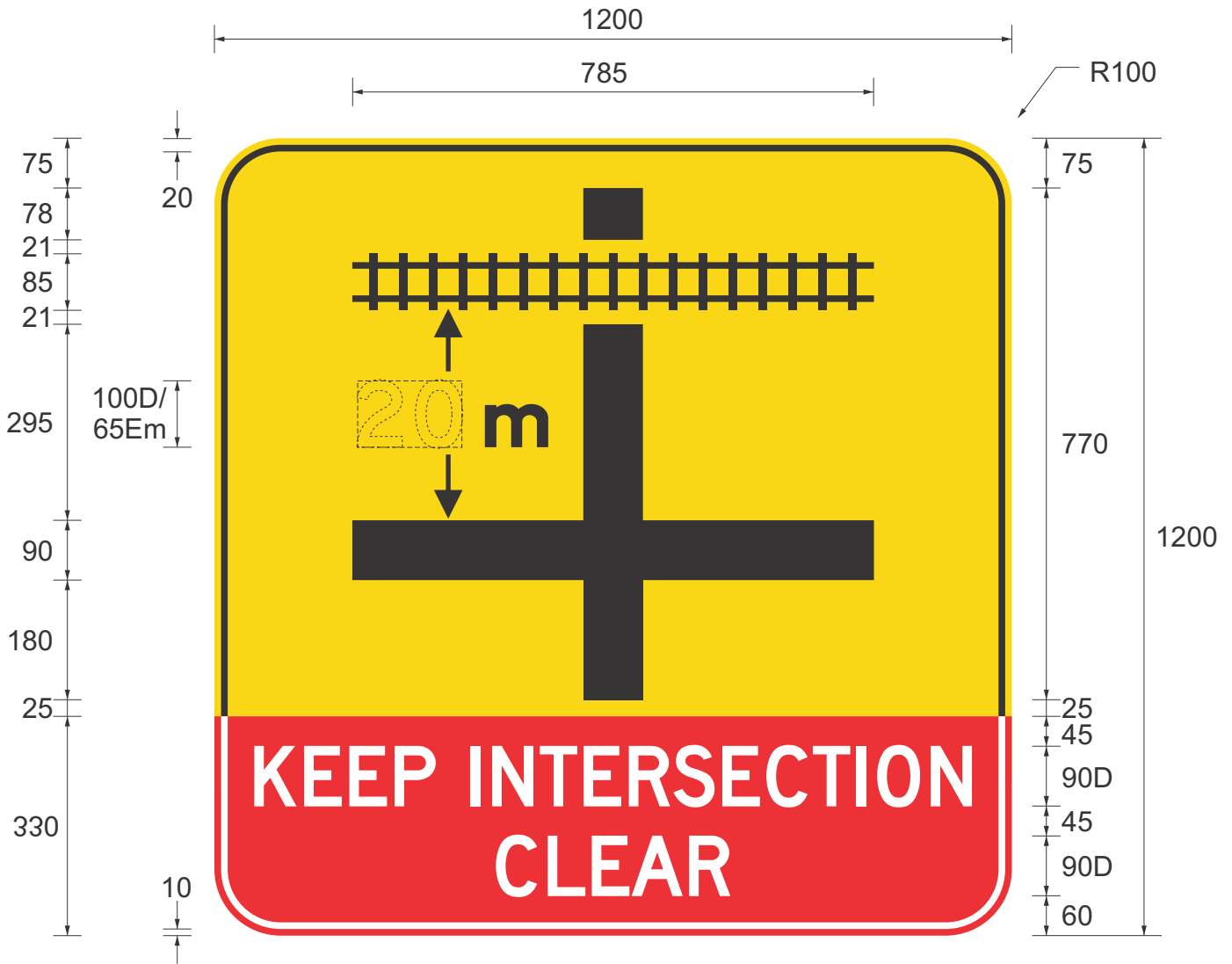
Page 2 of 7

Designed
RH 06/05

Checked
JP 02/23

Scale
Not to Scale

A			
---	--	--	--




Notes

1. For use at cross road intersections that lead to open level crossings at which there has been a history of problems relating to stacking distance. Distance measured from stop/give way line to 1m from rail.
2. * Insert appropriate distance in metres e.g. 20.
3. For optional intersection. See pages 1-2 & 4-7.

Colour Legend

- Black
- Retroreflective yellow
- Retroreflective red
- Retroreflective white



**Queensland
Government**

**RAILWAY LEVEL CROSSING
"X" INTERSECTION WARNING SIGN
"KEEP INTERSECTION CLEAR - SHORT STACKING"**

Department of Transport and Main Roads
Infrastructure Management & Delivery Division

APPROVED AS OFFICIAL TRAFFIC SIGN

[Signature]
PRINCIPAL ENGINEER
(Traffic Engineering Practice)

03/02/23
Date

W7-Q01_3

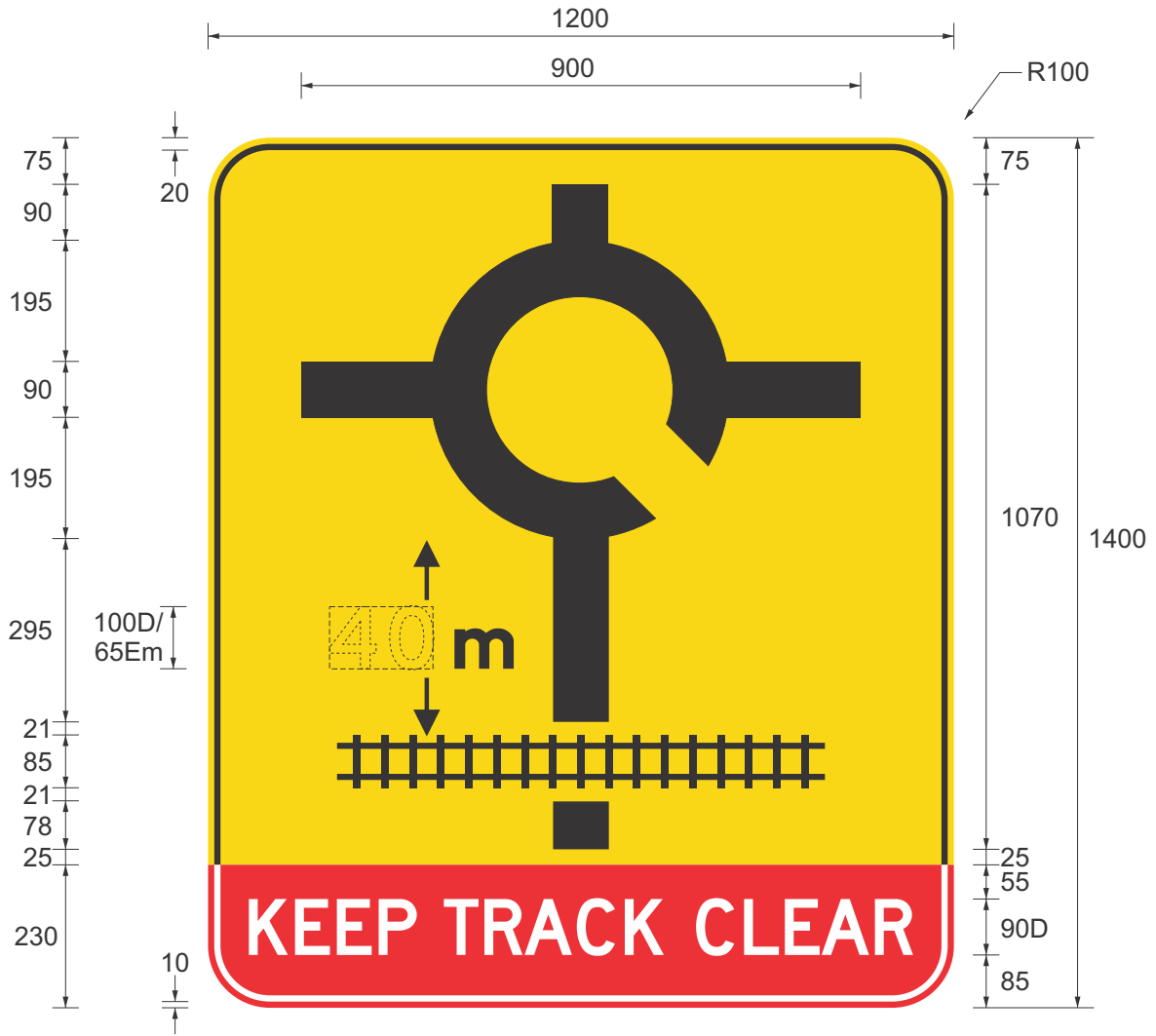
Page 3 of 7

Designed
RH 06/05

Checked
JP 02/23

Scale
Not to Scale

A			
---	--	--	--




Notes

1. For use at open level crossings adjacent to a roundabout at which there has been a history of problems relating to stacking distance. Distance measured from stop/give way line to 1m from rail.
2. * Insert appropriate distance in metres e.g. 40.
3. For optional intersection. See pages 1-3 & 5-7.

Colour Legend

- Black
- Retroreflective yellow
- Retroreflective red
- Retroreflective white



**Queensland
Government**

**RAILWAY LEVEL CROSSING
ROUNDBOUT WARNING SIGN**
"KEEP TRACK CLEAR - SHORT STACKING"

Department of Transport and Main Roads
Infrastructure Management & Delivery Division

APPROVED AS OFFICIAL TRAFFIC SIGN

[Signature]
PRINCIPAL ENGINEER
(Traffic Engineering Practice)

03/02/23
Date

W7-Q01_4

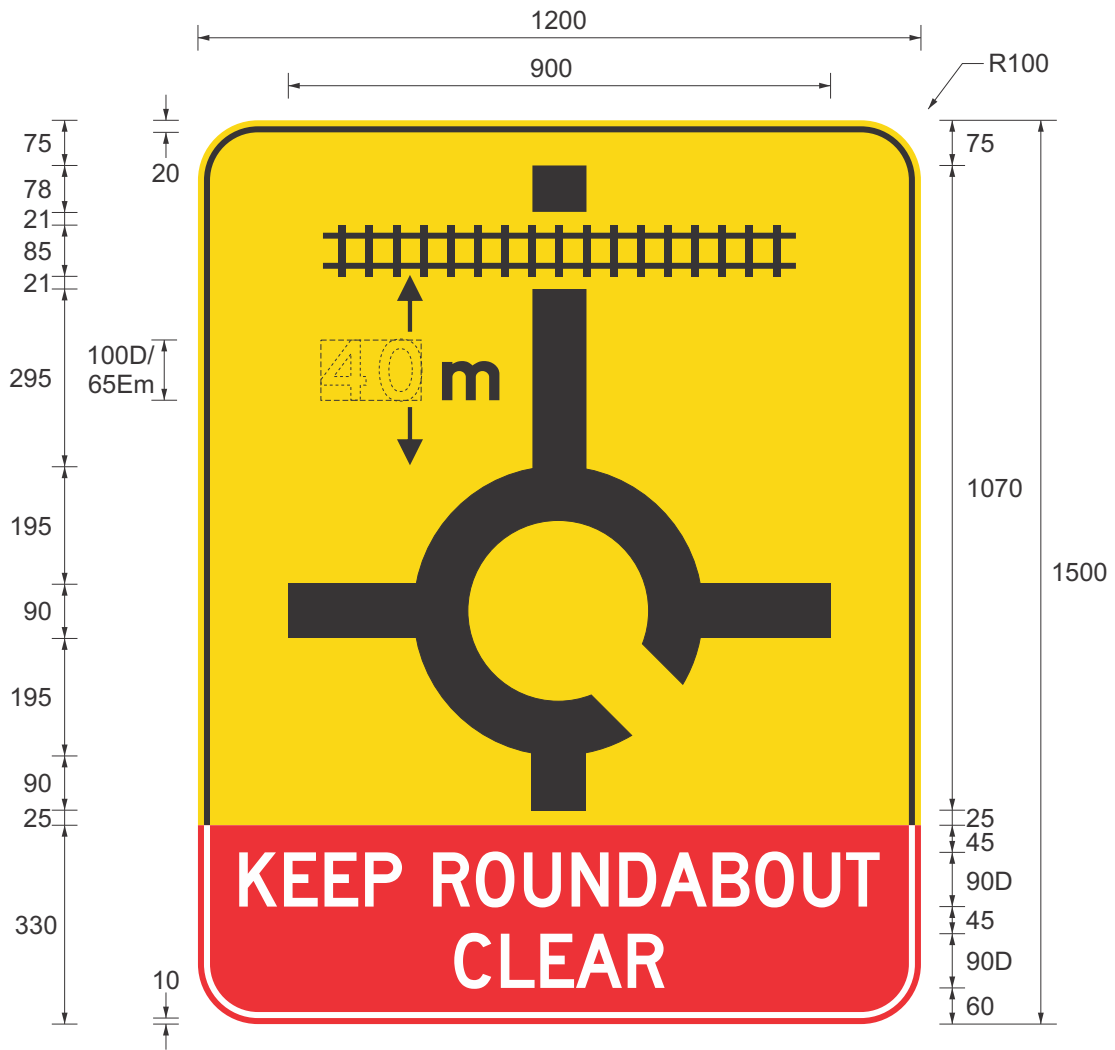
Page 4 of 7

Designed
RH 06/05

Checked
JP 02/23

Scale
Not to Scale

A			
---	--	--	--




Notes

1. For use at roundabouts that lead to open level crossings at which there has been a history of problems relating to stacking distance. Distance measured from stop/give way line to 1m from rail.
2. * Insert appropriate distance in metres e.g. 40.
3. For optional intersection. See pages 1-4 & 6-7.

Colour Legend

- Black
- Retroreflective yellow
- Retroreflective red
- Retroreflective white



**Queensland
Government**

**RAILWAY LEVEL CROSSING
ROUNDABOUT WARNING SIGN**
"KEEP ROUNDABOUT CLEAR - SHORT STACKING"

Department of Transport and Main Roads
Infrastructure Management & Delivery Division

APPROVED AS OFFICIAL TRAFFIC SIGN

[Signature]
PRINCIPAL ENGINEER
(Traffic Engineering Practice)

03/02/23
Date

W7-Q01_5

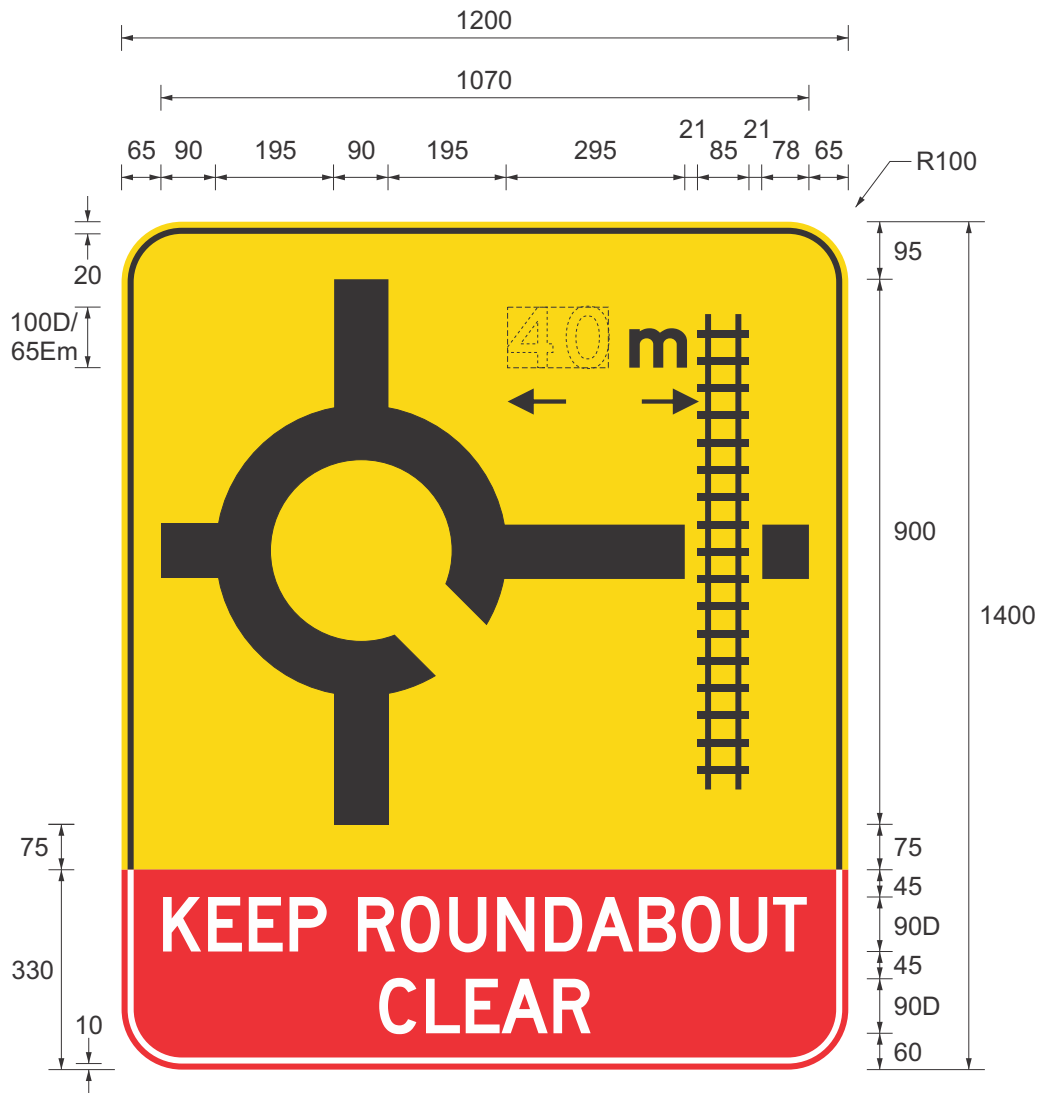
Page 5 of 7

Designed
RH 06/05

Checked
JP 02/23

Scale
Not to Scale

A			
---	--	--	--




Notes

1. For use at roundabouts that lead to open level crossings on side roads at which there has been a history of problems relating to stacking distance. Distance measured from stop/give way line to 1m from rail.
2. * Insert appropriate distance in metres e.g. 40.
3. For optional intersection. See pages 1-5 & 7.

Colour Legend

- Black
- Retroreflective yellow
- Retroreflective red
- Retroreflective white



**Queensland
Government**

**RAILWAY LEVEL CROSSING
ROUNDABOUT WARNING SIGN**
"KEEP ROUNDABOUT CLEAR - SHORT STACKING"

Department of Transport and Main Roads
Infrastructure Management & Delivery Division

APPROVED AS OFFICIAL TRAFFIC SIGN

[Signature]
PRINCIPAL ENGINEER
(Traffic Engineering Practice)

03/02/23
Date

W7-Q01_6

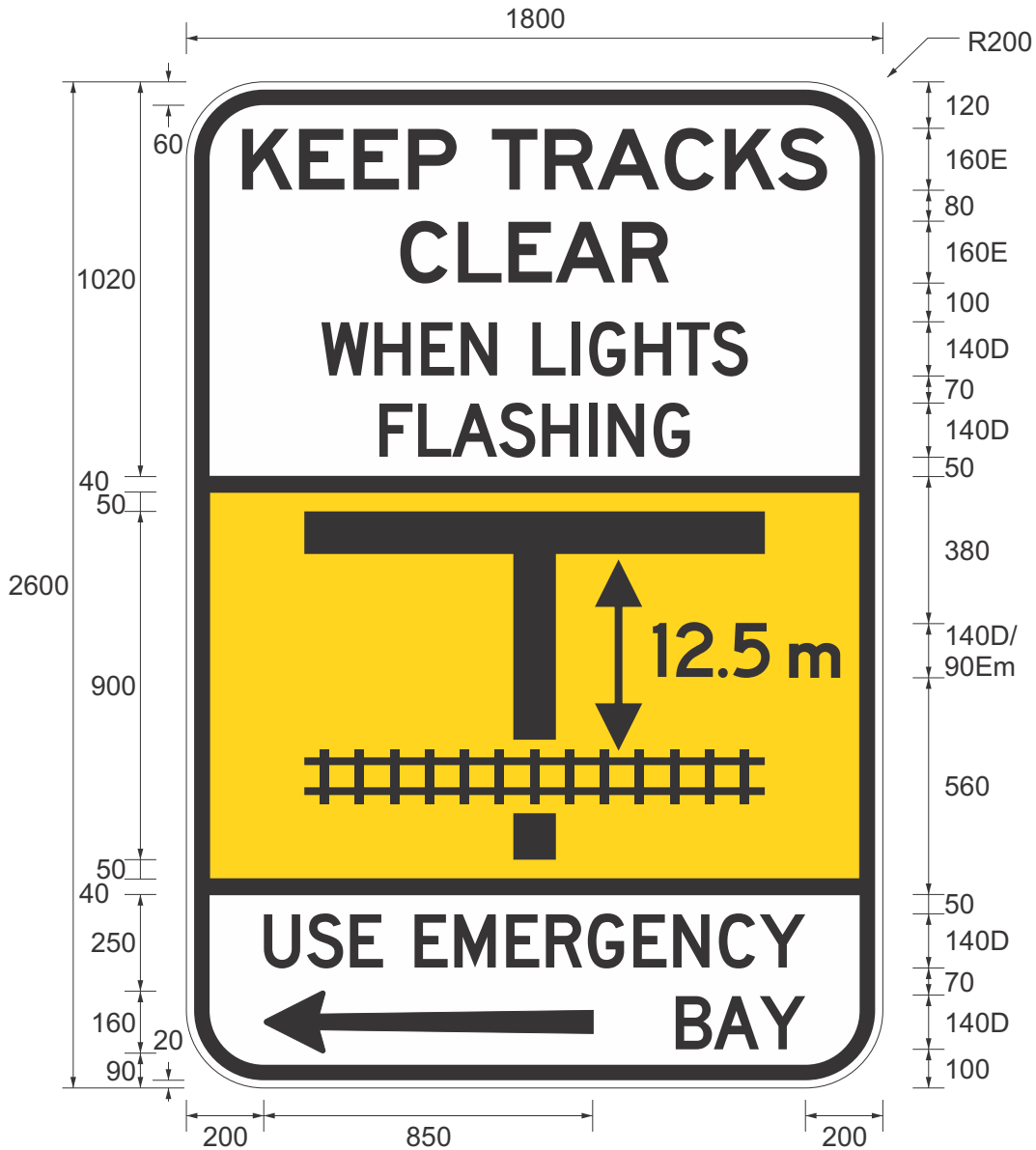
Page 6 of 7

Designed
RH 06/05

Checked
JP 02/23

Scale
Not to Scale

A			
---	--	--	--



Colour Legend

- Retroreflective white
- Retroreflective yellow
- Retroreflective red
- Black

Notes

1. This sign may be used to warn drivers of long combination vehicles to wait in the designated storage lane due to the limited stacking length on a side road between the intersection and a railway crossing.
2. This sign shall be used with flashing light panel TC2092.
3. For terminating road sign, refer to page 2.
4. *Insert appropriate distance in metres, e.g. 12.5.
5. For intersection image dimension details refer to Symbol B on page 3.



**Queensland
Government**

**RAILWAY LEVEL CROSSING
WARNING SIGN
"USE EMERGENCY BAY"**

Department of Transport and Main Roads
Infrastructure Management & Delivery Division

APPROVED AS OFFICIAL TRAFFIC SIGN

06/02/23
Date

W7-Q02_1

Page 1 of 3

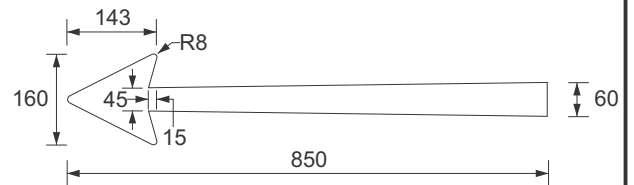
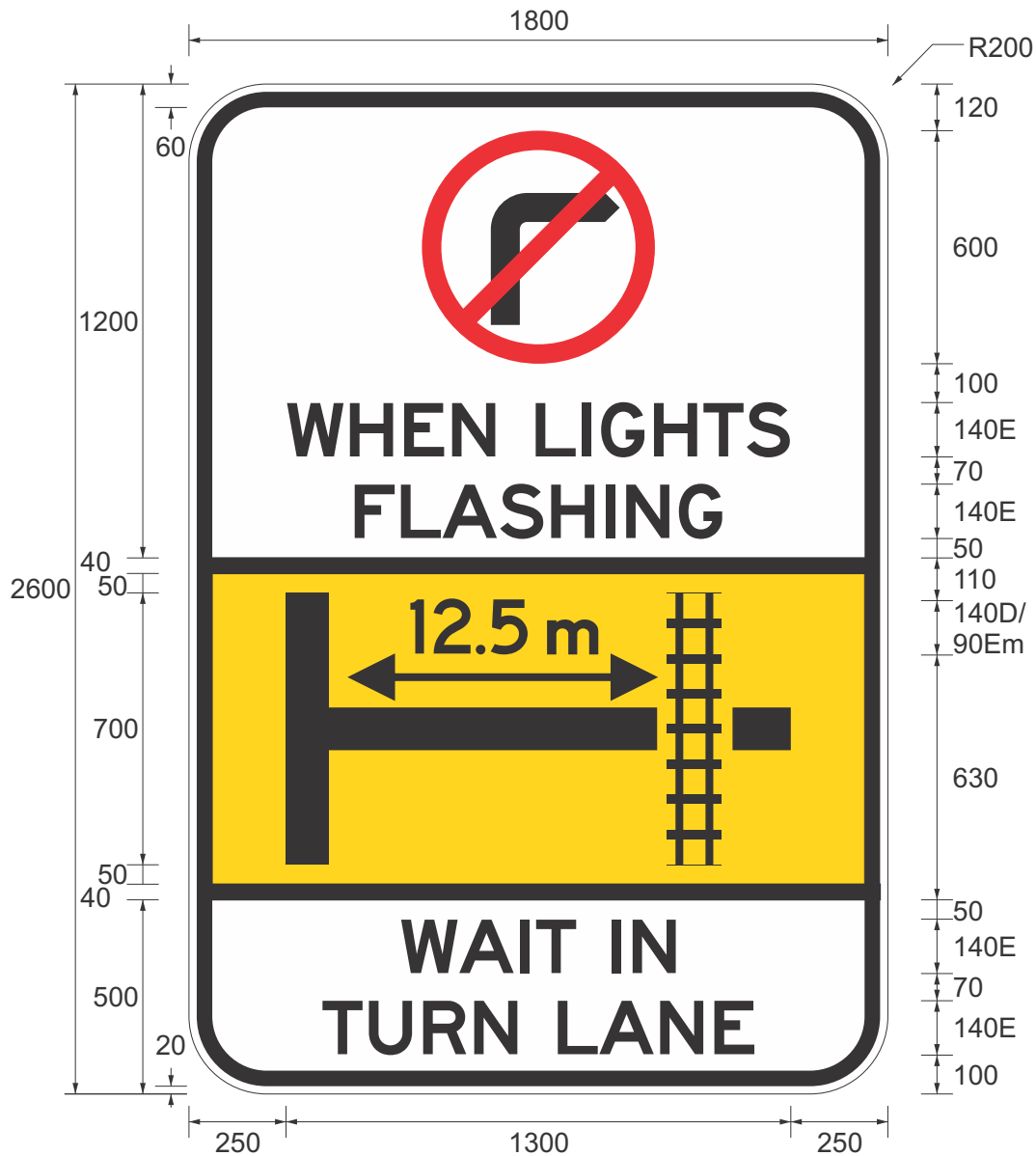
Designed
TV 08/15

Checked
JP 02/23

Scale
Not to Scale

PRINCIPAL ENGINEER
(Traffic Engineering Practice)

A			
---	--	--	--



Colour Legend

- Retroreflective white
- Retroreflective yellow
- Retroreflective red
- Black

Notes

1. This sign may be used to warn drivers of long combination vehicles to turn left into the designated emergency storage bay due to the limited stacking length on a side road between the intersection and a railway crossing.
2. This sign shall be used with flashing light panel TC2092.
3. For through road sign, refer to page 1.
4. *Insert appropriate distance in metres, e.g. 12.5.
5. For intersection image dimension details refer to Symbol A on page 3.



**Queensland
Government**

**RAILWAY LEVEL CROSSING
WARNING SIGN
"WAIT IN TURN LANE"**

Department of Transport and Main Roads
Infrastructure Management & Delivery Division

APPROVED AS OFFICIAL TRAFFIC SIGN

[Signature]
PRINCIPAL ENGINEER
(Traffic Engineering Practice)

06/02/23
Date

W7-Q02_2

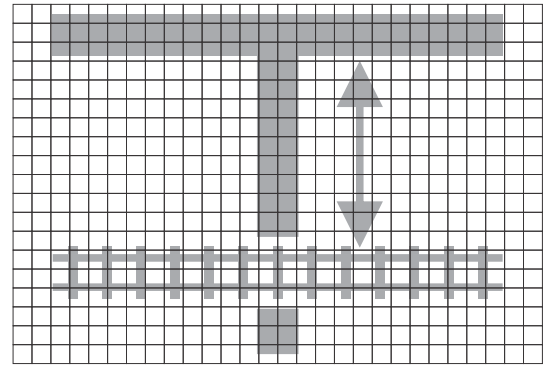
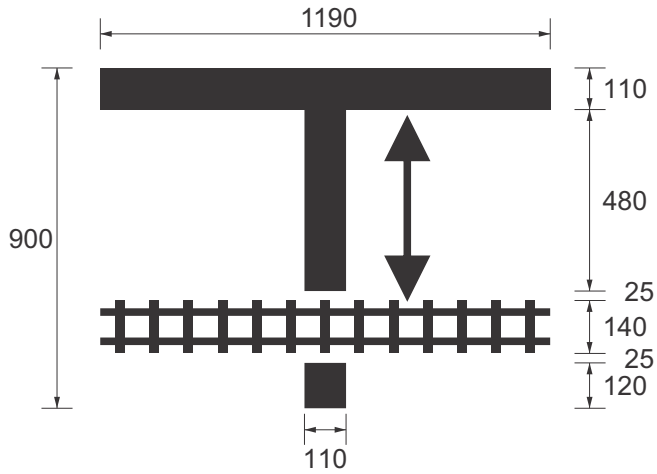
Page 2 of 3

Designed
TV 08/15

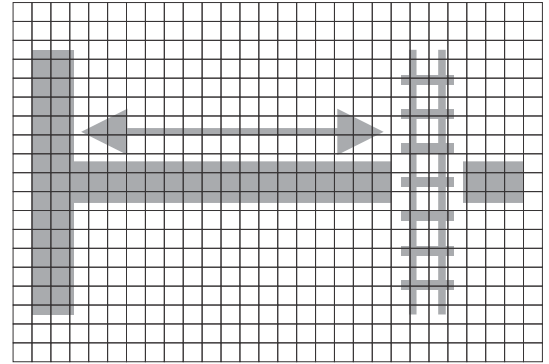
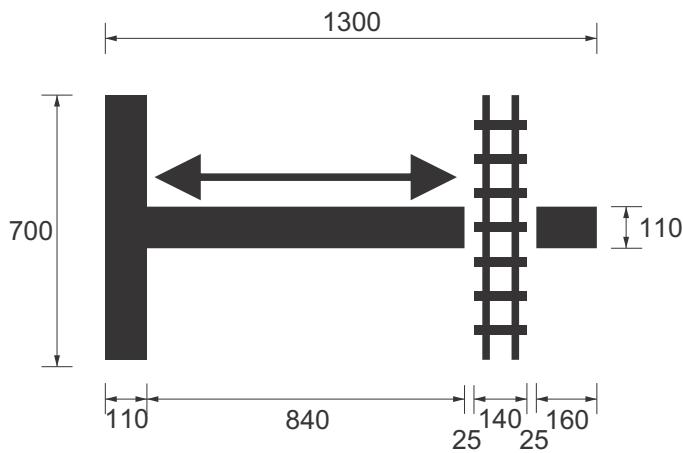
Checked
JP 02/23

Scale
Not to Scale


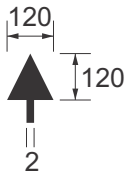
A			
---	--	--	--



SYMBOL A



SYMBOL B



NO RIGHT TURN SYMBOL



**Queensland
Government**

**RAILWAY LEVEL CROSSING
WARNING SIGN
SYMBOLS**

Department of Transport and Main Roads
Infrastructure Management & Delivery Division

APPROVED AS OFFICIAL TRAFFIC SIGN

06/02/23
Date

W7-Q02_3

Page 3 of 3

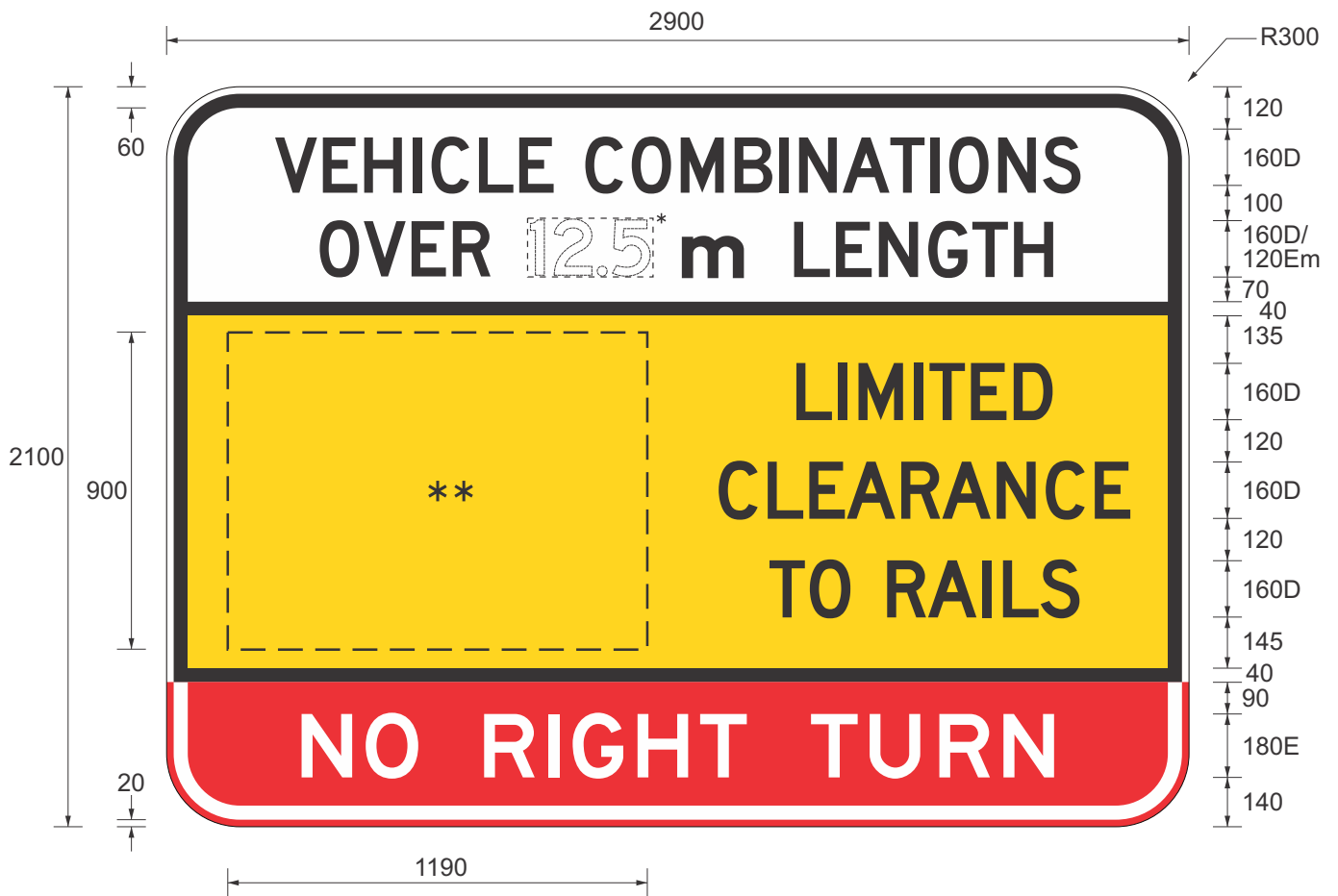
Designed
TV 08/15

Checked
JP 02/23





Scale
Not to Scale

PRINCIPAL ENGINEER
(Traffic Engineering Practice)

A			
---	--	--	--



Colour Legend

-  Black
-  Retroreflective yellow
-  Retroreflective red
-  Retroreflective white

Notes:

1. This sign may be used to warn of a limited queuing distance on a side road, which allows safe storage between the intersection and a railway crossing.
2. *Insert appropriate distance in metres, e.g. 12.5.
3. ** Insert symbol A or B (see page 2).



**Queensland
Government**

**RAILWAY LEVEL CROSSING
WARNING SIGN
"LIMITED CLEARANCE TO RAILS"**

Department of Transport and Main Roads
Infrastructure Management & Delivery Division

APPROVED AS OFFICIAL TRAFFIC SIGN

06/02/23
Date

W7-Q03_1

Designed
RH 07/05


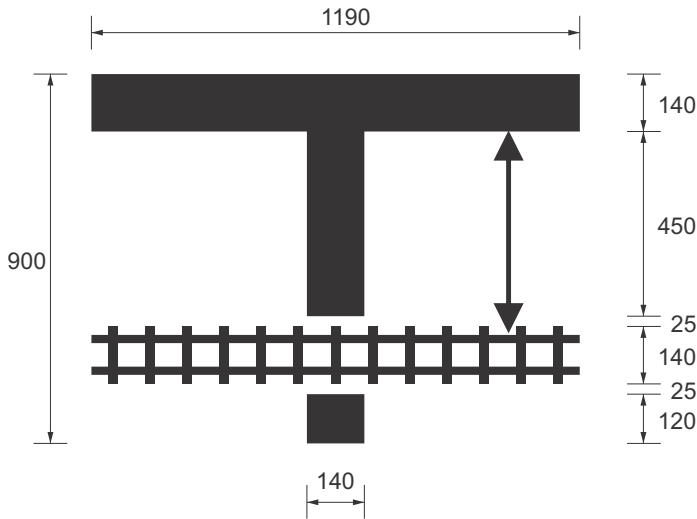
Checked
JP 02/23

Scale
Not to Scale

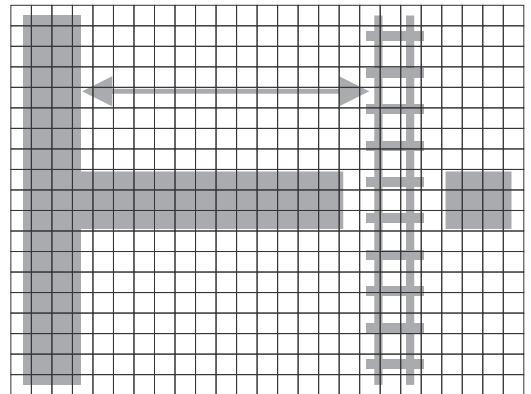
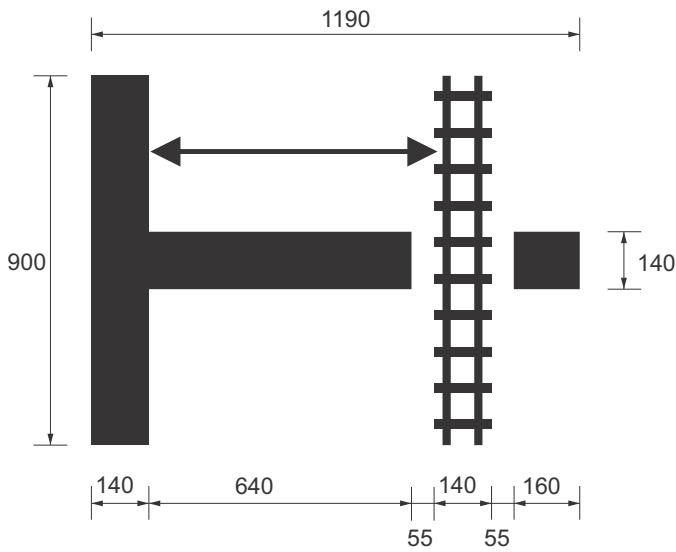
PRINCIPAL ENGINEER
(Traffic Engineering Practice)

Page 1 of 2

A				
---	--	--	--	--



SYMBOL A



SYMBOL B



**Queensland
Government**

**RAILWAY LEVEL CROSSING
WARNING SIGN
"LIMITED CLEARANCE TO RAILS"**

Department of Transport and Main Roads
Infrastructure Management & Delivery Division

APPROVED AS OFFICIAL TRAFFIC SIGN

[Signature]
PRINCIPAL ENGINEER
(Traffic Engineering Practice)

06/02/23
Date

W7-Q03_2

Page 2 of 2

Designed
RH 07/05

Checked
JP 02/23

Scale
Not to Scale

A			
---	--	--	--



	a	b	c	d	e	f	r
SIZE A	600	200	5	10	45	110E/110(lc)	25
SIZE B	750	250	5	10	55	140E/140(lc)	25
SIZE C	900	300	5	10	70	160E/160(lc)	25
SIZE D	1200	400	5	10	90	220E/220(lc)	25

Colour Legend



Black



Retroreflective yellow

Notes

- *Insert appropriate distance in kilometers as required. E.g 1.



**Queensland
Government**

SUPPLEMENTARY PLATE

“X km”

a
Department of Transport and Main Roads
Infrastructure Management & Delivery Division

APPROVED AS OFFICIAL TRAFFIC SIGN

PRINCIPAL ENGINEER
(Traffic Engineering)

23/06/16
Date

W8-5-Q01

Designed
TV 09/13

Checked
DJ 09/13

Scale
Not to Scale

A	B			
---	---	--	--	--



	a	b	c	d	e	f	g	r
W8-Q01A	600	400	5	15	75	100CN	50	25
W8-Q01B	750	500	10	30	94	125CN	62	50
W8-Q01C	900	600	10	30	112	150CN	76	50

Colour Legend

- Black
- Retroreflective yellow

Notes

1. This signs should only be used with W7-7.
2. W8-Q01A illustrated



**Queensland
Government**

**SUPPLEMENTARY PLATE
"CANE RAILWAY"**

Department of Transport and Main Roads
Infrastructure Management & Delivery Division

APPROVED AS OFFICIAL TRAFFIC SIGN

PRINCIPAL ENGINEER
(Traffic Engineering)

24/06/16
Date

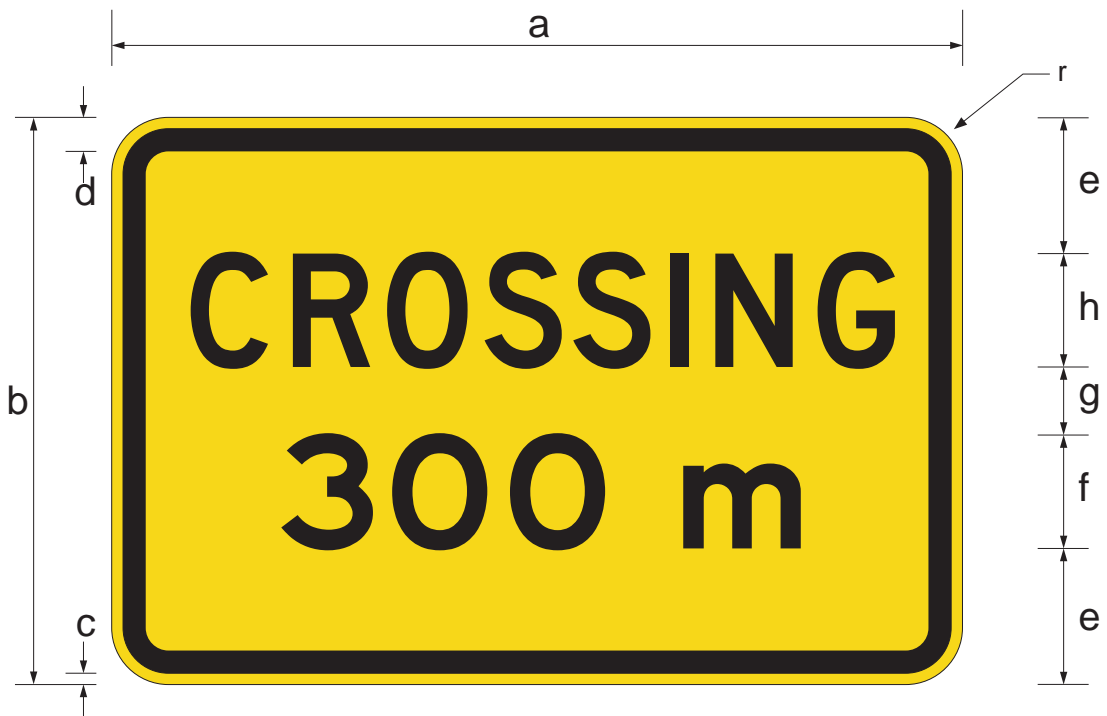
W8-Q01

Designed
RH 8/95

Checked
JD 8/95

Scale
Not to Scale

A				
---	--	--	--	--



	a	b	c	d	e	f	g	h	r
W8-Q02B	750	500	10	30	120	100E/100E(lc)	60	100D	50
W8-Q02C	900	600	10	30	144	120E/120E(lc)	72	120DN	50

Colour Legend



Black



Retroreflective yellow



**Queensland
Government**

SUPPLEMENTARY PLATE
"CROSSING 300m"

Department of Transport and Main Roads
Infrastructure Management & Delivery Division

APPROVED AS OFFICIAL TRAFFIC SIGN

PRINCIPAL ENGINEER
(Traffic Engineering)

24/06/16
Date

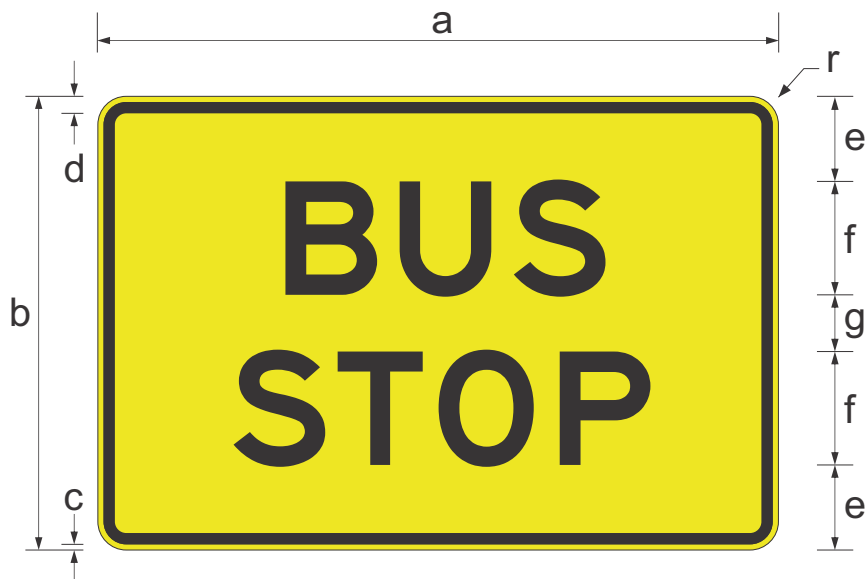
W8-Q02

Designed
RH 8/95

Checked
JD 8/95

Scale
Not to Scale

A				
---	--	--	--	--



	a	b	c	d	e	f	g	r
A	600	400	5	15	75	100E	50	25
B	750	500	10	30	94	125E	62	50
C	900	600	10	30	112	150E	75	50

Notes:

1. This sign shall only be used with W6-3.
2. Refer to the Queensland Road Safety Technical User Volumes (QRSTUV) Guide to Schools for guidance.

Colour Legend

- Black (legend and border)
- Fluorescent retroreflective yellow/green (background)



**Queensland
Government**

**SUPPLEMENTARY PLATE
"BUS STOP"**

Department of Transport and Main Roads
Infrastructure Management & Delivery Division

APPROVED AS OFFICIAL TRAFFIC SIGN

PRINCIPAL ENGINEER
(Traffic Engineering)

10/10/22
Date

W8-Q03

Designed
RH 8/95

Checked
JP 10/22

Scale
Not to Scale

A	B	C	D	E
---	---	---	---	---



Colour Legend



Black



Retroreflective yellow



**Queensland
Government**

SUPPLEMENTARY PLATE

"WAIT TILL ROAD CLEAR"

Department of Transport and Main Roads
Infrastructure Management & Delivery Division

APPROVED AS OFFICIAL TRAFFIC SIGN

PRINCIPAL ENGINEER
(Traffic Engineering)

24/06/16
Date

W8-Q05

Designed
RH 8/95

Checked
JD 8/95

Scale
Not to Scale

A	B			
---	---	--	--	--



Colour Legend



Black



Retroreflective yellow



**Queensland
Government**

**SUPPLEMENTARY PLATE
"WATCH FOR TRAFFIC"**

Department of Transport and Main Roads
Infrastructure Management & Delivery Division

APPROVED AS OFFICIAL TRAFFIC SIGN

PRINCIPAL ENGINEER
(Traffic Engineering)

24/06/16
Date

W8-Q06

Designed
RH 8/95

Checked
JD 8/95

Scale
Not to Scale

A	B			
---	---	--	--	--



	a	b	c	d	e	f	g	h	r
W8-Q10A	600	400	8	24	75	100C	50	100B	40
W8-Q10B	750	500	10	30	94	125C	62	125B	50
W8-Q10C	900	600	16	48	113	150C	74	150B	60

Colour Legend

- Retroreflective yellow
- Black



**Queensland
Government**

**SUPPLEMENTARY PLATE
"AT RAIL CROSSING"**

Department of Transport and Main Roads
Infrastructure Management & Delivery Division

APPROVED AS OFFICIAL TRAFFIC SIGN

28/05/19
Date

W8-Q10

Designed
TV 05/19

Checked
DJ 05/19

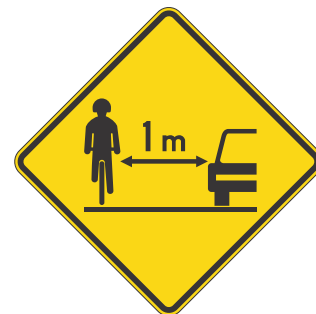
Scale
Not to Scale

R King
PRINCIPAL ENGINEER
(Traffic Engineering)

A				
---	--	--	--	--



	a	b	c	d	e	f	g	h	r
SIZE A	600	400	5	15	60	80E	35	50E	25
SIZE B	750	500	10	20	75	100E	45	60E	50
SIZE C	900	600	15	45	90	120E	52.5	75E	100



W6-Q04_1



Example

Colour Legend

- Black
- Retroreflective yellow

Note: This sign shall only be used to supplement W6-Q04_1 and W6-Q04_2.



**Queensland
Government**

**SUPPLEMENTARY PLATE
"SHARE THE ROAD"**

Department of Transport and Main Roads
Infrastructure Management & Delivery Division

APPROVED AS OFFICIAL TRAFFIC SIGN

13/12/23
Date

W8-Q11

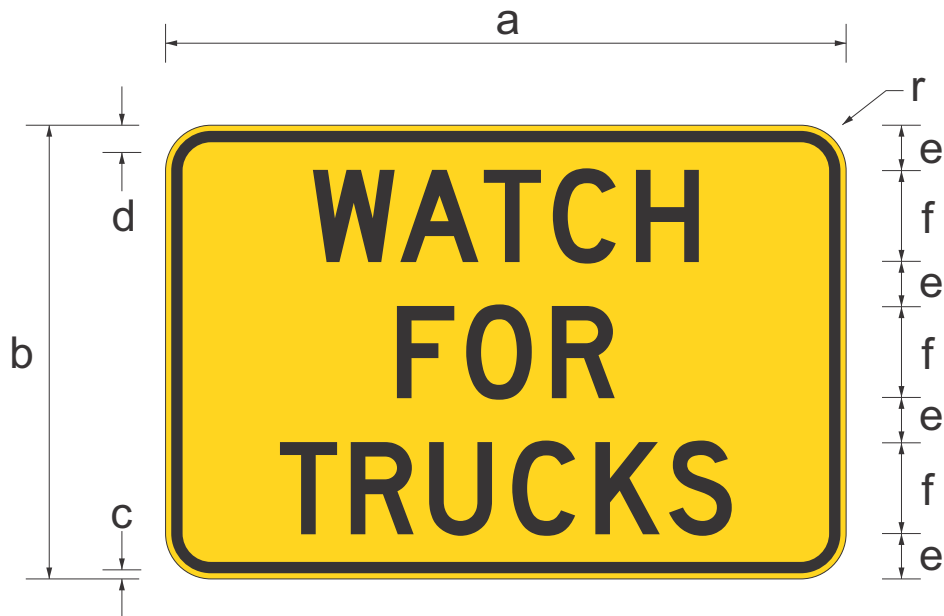
Designed
RH 02/21

Checked
JP 12/23

Scale
Not to Scale

PRINCIPAL ENGINEER
(Traffic Engineering)

A	B			
---	---	--	--	--



	a	b	c	d	e	f	r
A	600	400	5	15	40	80D	25
B	750	500	10	30	50	100D	50
C	900	600	10	30	60	120D	50

Colour Legend

- Retroreflective yellow
- Black

Note: Supplements curve warning signs on narrow windy roads when there have been problems with large vehicles sweeping across the centre line.



**Queensland
Government**

**SUPPLEMENTARY PLATE
WATCH FOR TRUCKS**

Department of Transport and Main Roads
Infrastructure Management & Delivery Division

APPROVED AS OFFICIAL TRAFFIC SIGN

11/05/23
Date

W8-Q12

Designed
RH 05/23

Checked
JP 05/23

Scale
Not to Scale

PRINCIPAL ENGINEER
(Traffic Engineering Practice)

A				
---	--	--	--	--



	a	b	c	d	e	f	g	r
A	600	400	5	15	100	65D	70	25
B	750	500	10	30	125	85D	80	50
C	900	600	10	30	150	100D	100	50

Note: This sign shall only be used below the Stock warning sign (W5-38).

Colour Legend

- Black (legend and border)
- Retroreflective yellow (background)



**Queensland
Government**

**SUPPLEMENTARY WARNING PLATE
WANDERING STOCK**

Department of Transport and Main Roads
Infrastructure Management & Delivery Division

APPROVED AS OFFICIAL TRAFFIC SIGN

[Signature]
PRINCIPAL ENGINEER
(Traffic Engineering Practice)

24/03/23
Date

W8-Q13

Designed
RH 03/23

Checked
JP 03/23

Scale
Not to Scale

A				
---	--	--	--	--



	a	b	c	d	e	f	g	r
A	600	400	5	15	90	80C	60	25
B	750	500	10	30	112	100C	76	50
C	900	600	10	30	134	120C	92	50

Notes:

1. For use in exposed areas where there is potential vehicle stability issues arising from strong cross winds.
2. To be used with W5-Q12, as shown in the example.

Colour Legend

- Retroreflective yellow
- Black



**Queensland
Government**

**SUPPLEMENTARY PLATE
HIGH WIND AREA**

Department of Transport and Main Roads
Infrastructure Management & Delivery Division

APPROVED AS OFFICIAL TRAFFIC SIGN


PRINCIPAL ENGINEER
(Traffic Engineering Practice)

22/05/23
Date

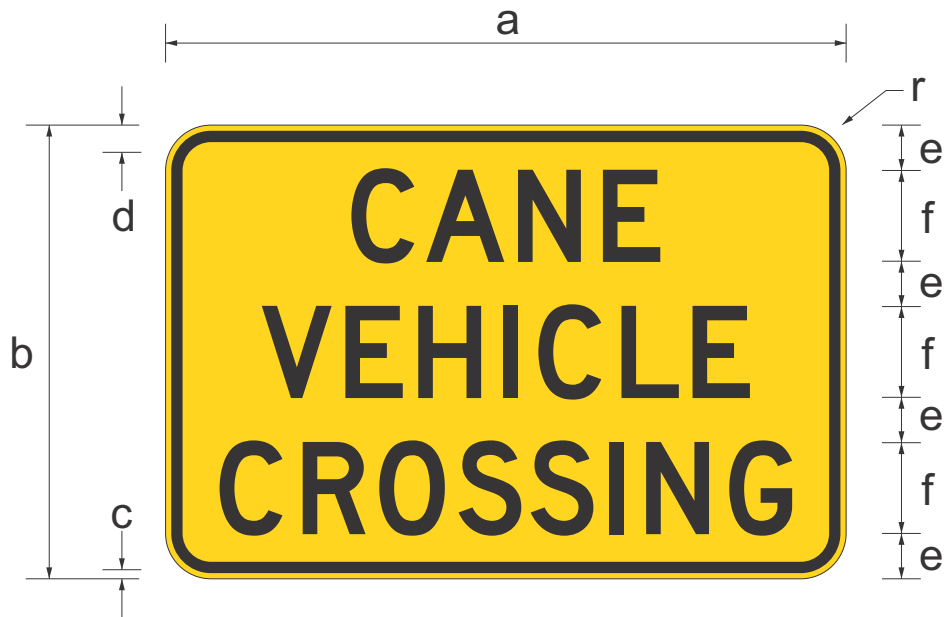
W8-Q14

Designed
RH 05/23

Checked
JP 05/23

Scale
Not to Scale

A				
---	--	--	--	--



	a	b	c	d	e	f	r
A	600	400	5	15	40	80D	25
B	750	500	10	30	50	100D	50
C	900	600	10	30	60	120D	50



Example use

Note: Sign is to be mounted under Q5-50-Q01.

Colour Legend

- Retroreflective yellow
- Black



**Queensland
Government**

**SUPPLEMENTARY PLATE
CANE VEHICLE CROSSING**

Department of Transport and Main Roads
Infrastructure Management & Delivery Division

APPROVED AS OFFICIAL TRAFFIC SIGN


PRINCIPAL ENGINEER
(Traffic Engineering Practice)

11/05/23
Date

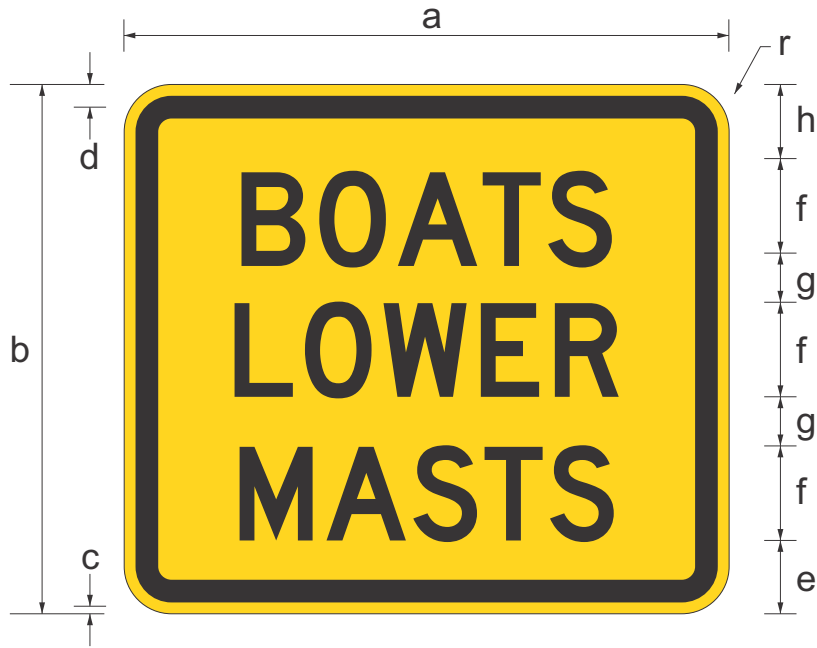
W8-Q15

Designed
RH 06/99

Checked
JP 05/23

Scale
Not to Scale

A				
---	--	--	--	--



	a	b	c	d	e	f	g	h	r
SIZE A	650	550	10	30	75	100D	50	75	50
SIZE B	800	800	15	45	97	125D	65	98	75



Example

Colour Legend

- Retroreflective yellow
- Black

Note:

1. To be erected under the sign W5-Q16. See example.



**Queensland
Government**

**SUPPLEMENTARY PLATE
BOATS LOWER MASTS**

Department of Transport and Main Roads
Infrastructure Management & Delivery Division

APPROVED AS OFFICIAL TRAFFIC SIGN


PRINCIPAL ENGINEER
(Traffic Engineering Practice)

08/05/23
Date

W8-Q16

Designed
RH 04/98

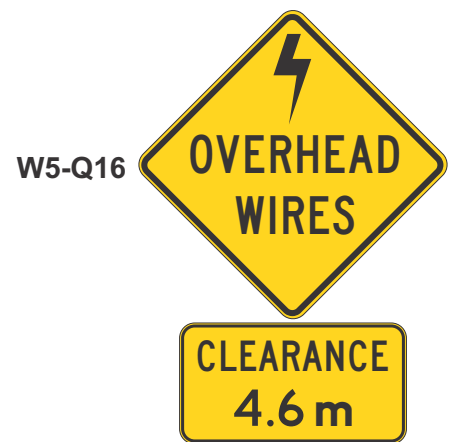
Checked
JP 05/23

Scale
Not to Scale

A				
---	--	--	--	--



	a	b	c	d	e	f	g	r
SIZE A	750	400	5	15	60	120D/80Em	100C	50
SIZE B	950	500	10	30	75	150D/100Em	125C	50



Example

Colour Legend

- Retroreflective yellow
- Black

Notes:

1. This sign may be installed in conjunction with W5-Q16 to show the clearance to overhead wires traversing a roadway, waterway or thoroughfare - see example.
2. * Insert appropriate clearance, e.g. 4.6.



**Queensland
Government**

SUPPLEMENTARY PLATE

“CLEARANCE ... m”

Department of Transport and Main Roads
Infrastructure Management & Delivery Division

APPROVED AS OFFICIAL TRAFFIC SIGN

15/05/23
Date

W8-Q17

Designed
TV 1/14

Checked
JP 05/23

Scale
Not to Scale

PRINCIPAL ENGINEER
(Traffic Engineering Practice)

A				
---	--	--	--	--



	a	b	c	d	e	f	g	h	r
A	600	400	5	15	64	55C	53	54	25
B	750	500	10	30	80	70C	65	65	50
C	900	600	10	30	96	85C	76	77	50

Notes:

1. This supplementary plate is only to be used in conjunction with and installed under a Wildlife Warning or Wildlife Information sign.
2. The 1300 ANIMAL (1300 264625) number is an initiative of and operated by the RSPCA.
3. This supplementary plate should only be installed at locations where there is a documented history of injured animals.
4. All locations for the installation of the supplementary plate must be requested by the RSPCA.
5. For information on the use of this sign refer to Queensland MUTCD Part 2.

Colour Legend

- Retroreflective white
- Retroreflective green



**Queensland
Government**

**SUPPLEMENTARY PLATE
REPORT INJURED ANIMALS
PHONE 1300 ANIMAL**

Department of Transport and Main Roads
Infrastructure Management & Delivery Division

APPROVED AS OFFICIAL TRAFFIC SIGN

08/06/23
Date

W8-Q18

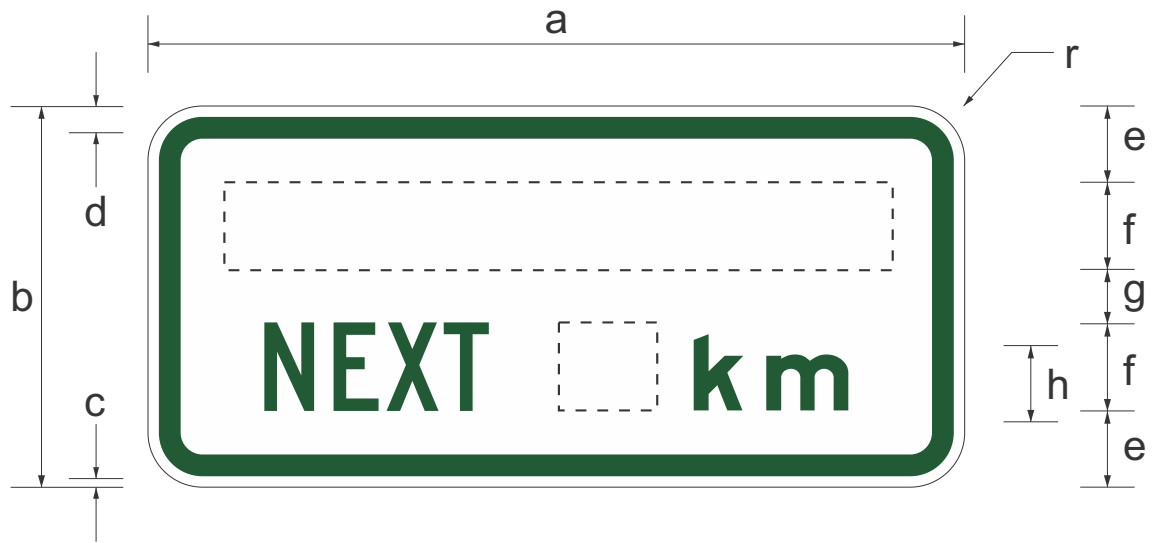
Designed
RH 06/23

Checked
JP 06/23

Scale
Not to Scale

PRINCIPAL ENGINEER
(Traffic Engineering Practice)

A				
---	--	--	--	--



	a	b	c	d	e	f	g	h	r
SIZE A	750	350	10	30	70	80C	50	70Em	50
SIZE B	900	400	10	30	70	100C	60	85Em	50



Example

Colour Legend

- Retroreflective white
- Retroreflective green

Notes:

1. This sign may be installed under W5-Q20 if motorists are likely to encounter animals over a km of road.
2. Insert appropriate animal name and distance. For long animal name refer to W8-Q19_2.
3. For information on the use of this sign refer to Queensland MUTCD Part 2.



**Queensland
Government**

SUPPLEMENTARY PLATE
"ANIMAL NAME NEXT ...km"

Department of Transport and Main Roads
Infrastructure Management & Delivery Division

APPROVED AS OFFICIAL TRAFFIC SIGN

[Signature]
PRINCIPAL ENGINEER
(Traffic Engineering Practice)

12/06/23
Date

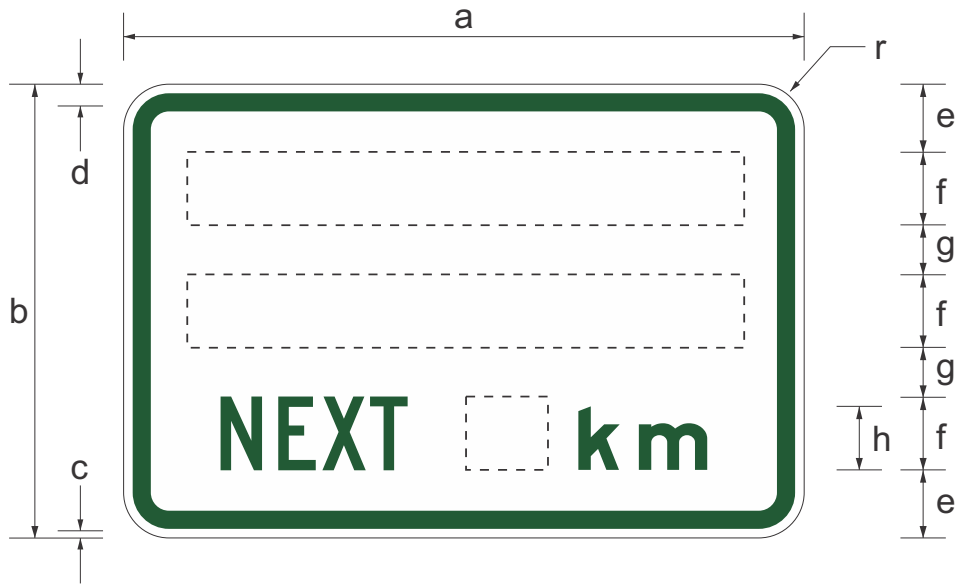
W8-Q19_1
Page 1 of 2

Designed
RH 06/23

Checked
JP 06/23

Scale
Not to Scale

A				
---	--	--	--	--



	a	b	c	d	e	f	g	h	r
SIZE A	750	500	10	30	75	80C	55	70Em	50
SIZE B	900	600	10	30	90	100C	60	85Em	50



Example

Colour Legend

- Retroreflective white
- Retroreflective green

Notes:

1. This sign may be installed under W5-Q20 if motorists are likely to encounter animals over a km of road.
2. Insert appropriate animal name and distance.
3. For information on the use of this sign refer to Queensland MUTCD Part 2.



**Queensland
Government**

SUPPLEMENTARY PLATE
"ANIMAL NAME NEXT ...km"

Department of Transport and Main Roads
Infrastructure Management & Delivery Division

APPROVED AS OFFICIAL TRAFFIC SIGN

[Signature]
PRINCIPAL ENGINEER
(Traffic Engineering Practice)

12/06/23
Date

W8-Q19_2
Page 2 of 2

Designed
RH 06/23

Checked
JP 06/23

Scale
Not to Scale

A			
---	--	--	--