

Recreational marine license census June 2020

About this publication

This publication presents the results of a census taken of the number of current Queensland recreational marine licences on 30 June 2020. The data presented in this publication was extracted from the Department of Transport and Main Roads TRAILS Registration System (the register) on 1 July 2020.

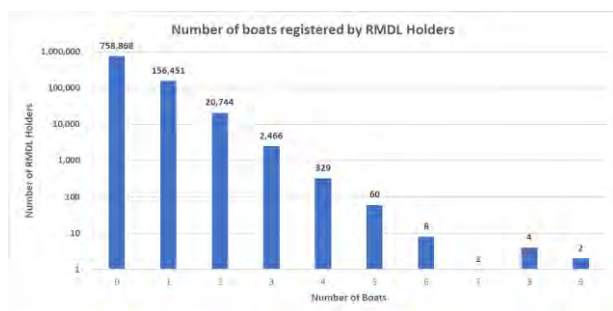
In Queensland, being issued a *Recreational Marine Driver Licence* (RMDL) is a prerequisite to being issued with a *Personal Watercraft Licence* (PWCL). Both marine licences are issued for an unlimited term and so will remain current unless they are surrendered, cancelled, or until the passage of time assures the licence can no longer be in use.

The graphs and tables provide the number of current recreational marine licences classified by type, maritime region, the age and gender of the licensees, the year in which a licence was issued and whether or not a licensee was the registrant of a personal water craft (PWC) or boat (a vessel that is not a PWC).

The particulars of the boats and PWC that licensees have registered can be found in a companion report “Queensland Regulated Ship Census, June 2020”.

Key Points

At 30 June 2020 records indicate that 939,378 people held a current marine license; two licenses for every nine Queensland residents over 16 years of age.



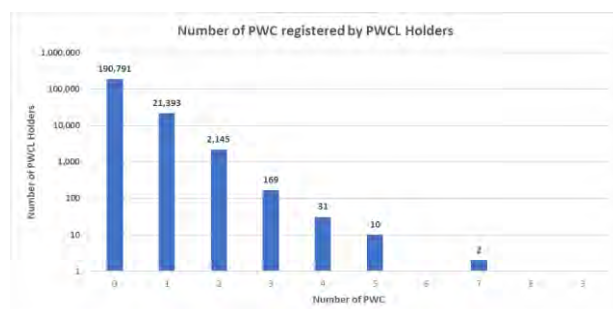
An RMDL was held by 938,933 people of whom 214,097 also held a PWCL. An additional 445 people, with interstate recreational boat licences or a commercial marine qualification, held a standalone PWCL. Nineteen per cent (180,065) of the 938,933 holders of an RMDL had registered at least one of 207,058 registered

recreational boats. Most of these registrants (87%) registered a single boat.

Over the past twelve months the number of RMDL holders increased by 2.7 per cent while the number of RMDL holders registering boats increased by 0.6 per cent and the number of boats they had registered increased by 0.7 per cent.

Eleven per cent (23,752) of the 214,542 holders of a PWCL had registered at least one of 26,407 PWC. Most of these registrants (90%) registered a single PWC.

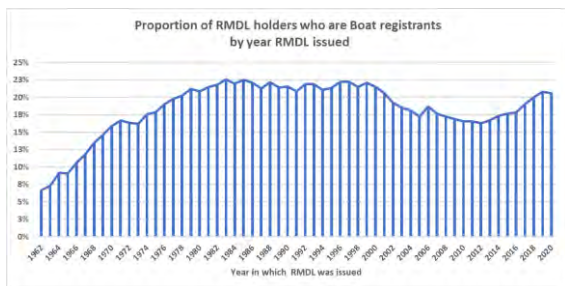
Over the past twelve months the number of PWCL holders increased by 8 per cent



while the number of PWCL holders who registered a PWC and the number of PWC they registered both increased by 6.5 per cent.

Only half of one per cent of licensees (5044) had registered at least one of 6,875 boats and at least one of 6,270 PWC. Most of these licensees (3,747) had registered a single boat and a single PWC.

Seventy-four per cent of current RMDLs were issued between 1962, when licenses were first issued, and 2010. A further 25 per cent of RMDLs were issued between 2011 and 2019.



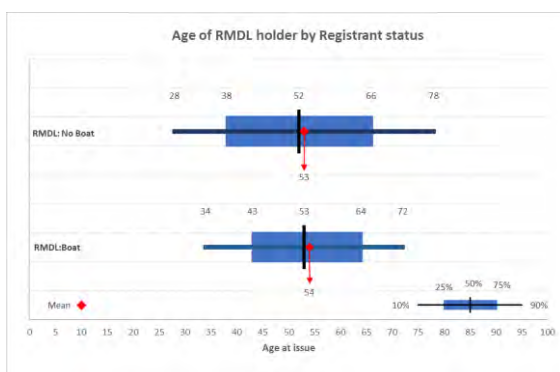
The proportion of these licensees who were registrants of at least one boat increased from 7 per cent of those issued an RMDL in 1962 to a maximum of 22 per cent among those issued an RMDL in 1983 before falling to 16 per cent of those issued an RMDL in 2012. At this point the proportion of licensees who were registrants rose to 21 per cent among those

issued a RMDL in the first half of 2020.

The majority (64%) of RMDL holders were resident in the Brisbane Maritime Region followed by the Gladstone Maritime Region which accommodated a further 14 per cent of RMDL holders. The Mackay, Townsville and Cairns regions accommodated 5, 7 and 8 per cent of RMDL holders respectively.

RMDL holders in the Mackay Maritime Region were the most likely (27%) to be the registrant of a boat and, at 1.2 boats per registrant, registered the highest average number of boats per registrant. RMDL holders in the Brisbane Maritime Region were the least likely (16%) to be the registrant of a boat and registered the lowest average number of boats at 1.1 boats per registrant.

Seventeen per cent (163,468) of RMDLs had been issued to women, 5 per cent (8673) of who had registered at least one of 9454 boats which accounts for 4.6 per cent of all the boats registered by licensees.



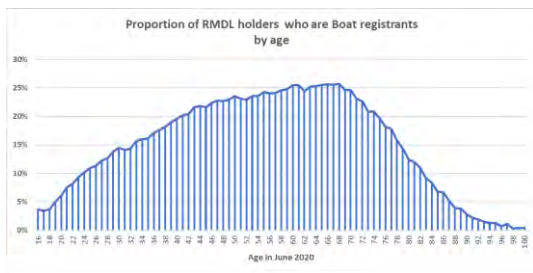
The mean and median age of the holders of an RMDL who had registered a boat was 54 and 53 years respectively. Ten per cent of these RMDL holders were more than 72 years of age, 10 per cent were less than 34 years of age and 50 per cent were between 43 and 64 years of age.

The mean and median ages of RMDL holders who had not registered a boat were both 53 and

52 years respectively. The distribution of these RMDL holders' ages was somewhat more dispersed.

Ten per cent were more than 78 years of age, 10 per cent were less than 28 years of age while 50 per cent were between 38 and 66 years of age.

It is of interest to note that the probability that the holder of an RMDL would be the registrant of a boat increased at a decreasing rate as the licensee became older.



Four per cent of 16-year-old RMDL holders were the registrants of a boat. This proportion increases, reaching a maximum of 26 per cent, at 68 years of age. At this point boat registrations declined until only 2 per cent of 92-year-old RMDL holders were the registrant of a boat.

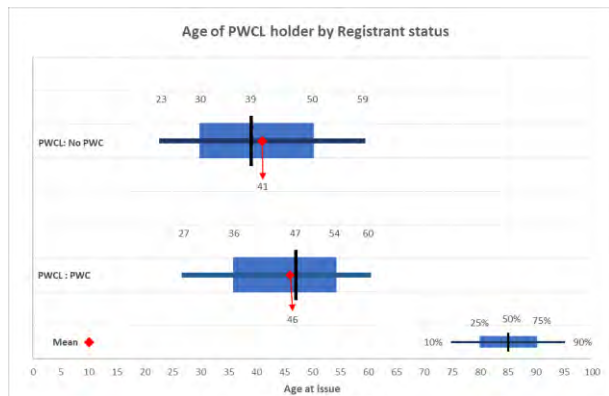
The proportion of licensees who had been issued with both an RMDL and a PWCL decreased with the licensee's age and increased as the year in which the RMDL was issued became more recent.

For example, 13 per cent of “Baby Boomers” (born 1947-1966) were issued both marine licenses, 29 per cent of the “X/Y Generation” (born 1967-1986) were issued both marine licenses, and 49 per cent of the “I Generation” (born 1987-2006) were issued both licenses.

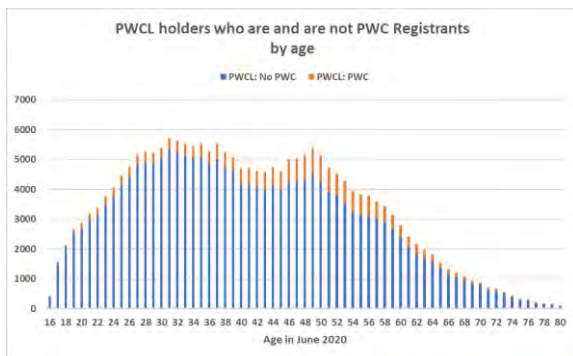
Likewise, 52% of those licensees obtaining an RMDL in 2020 were issued with both marine licenses, as were 33 % of those issued an RMDL between 2001 and 2019 and 10% of those issued an RMDL between 1981 and 2000.

It is of interest to note that women (31%) were far more likely than men (21%) to have both an RMDL and a PWCL.

The mean age of the holder of a PWCL who had registered a PWC was 46 years, while the median age was 47. Ten per cent of these PWCL holders were more than 60 years of age, 10 per cent were less than 27 years of age and 50 per cent were between 36 and 54 years of age.



The mean age of the holder of a PWCL who had not registered a PWC was 41 years, while the median age was 39. Ten per cent of these PWCL holders were more than 59 years of age, 10 per cent were less than 23 years of age and 50 per cent were between 30 and 50 years of age.



The five-year difference in the mean ages of PWCL holders who had and had not registered a PWC is a consequence of the distribution of licensees' ages having two peaks, the first centred around 31 years of age and the second around 49 year of age. While 50 per cent of PWCL holders were 40 years old or younger, those licensees who were 40 years old or older were twice as likely (15% vs. 7%)

to be the registrant of a least one PWC.

Twenty-three per cent (50,647) of PWCLs have been issued to women, 5.5% (2,804) of whom had registered at least one of 3136 PWC which accounts for 12% of all the PWC registered by licensees.

Seventeen per cent (36,845) of current PWCL were issued in 2005, the first year in which PWCL were issued. Nine per cent of these licensees were the registrant of a PWC.

A further 52% of PWCL were issued between 2006 and 2015. Nine per cent of these licensees were the registrant of a PWC. The remaining 31% per cent were issued between January 2016 and June 2020 and 16% of these licensees were the registrant of a PWC.

The majority (78%) of PWCL holders were resident in the Brisbane Maritime Region, followed by the Gladstone Maritime Region which accommodated a further 9% of PWCL holders. The Mackay, Townsville and Cairns regions accommodated 3, 4 and 4 per cent of PWCL holders respectively.

PWCL holders in the Brisbane Maritime Region were the most likely (12%) to be the registrant of a PWC whilst those in the Townsville Maritime Region were the least likely (9%) to be the registrant of a PWC. The average number of PWC a registrant would register was 1.1 through out the state.

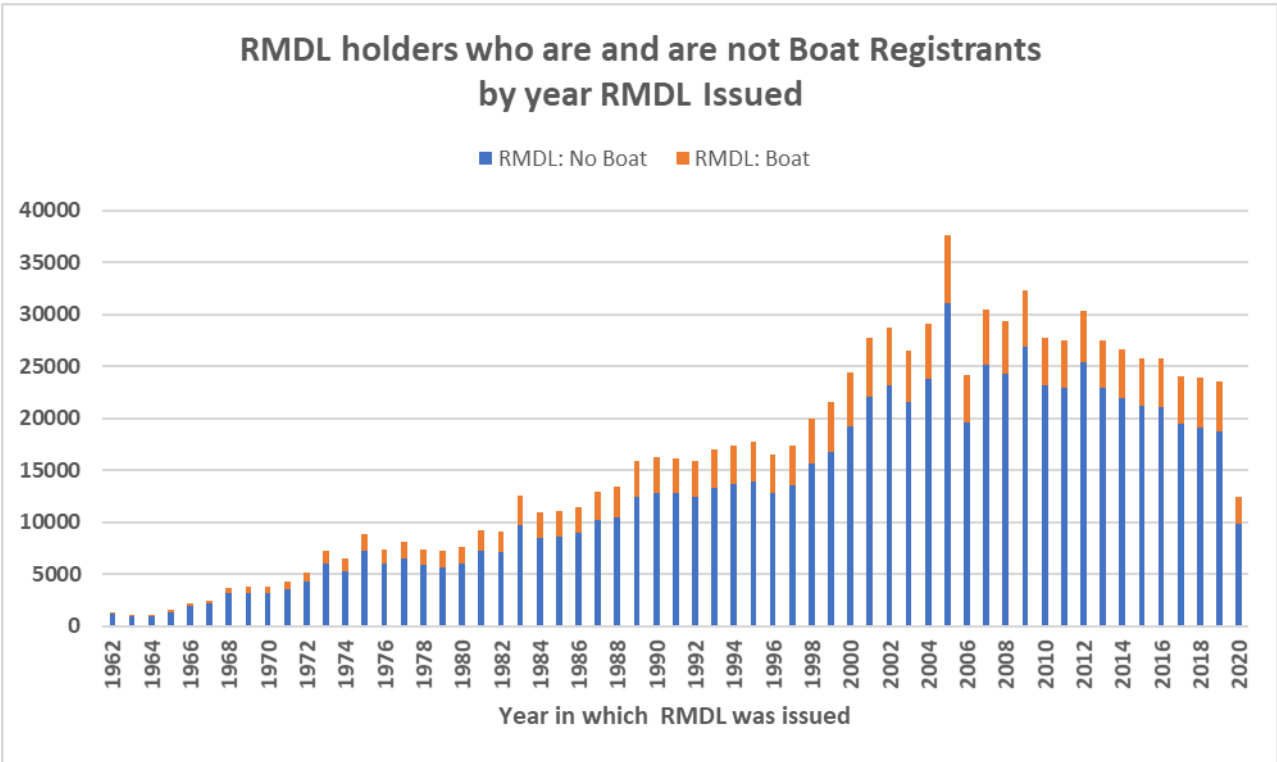
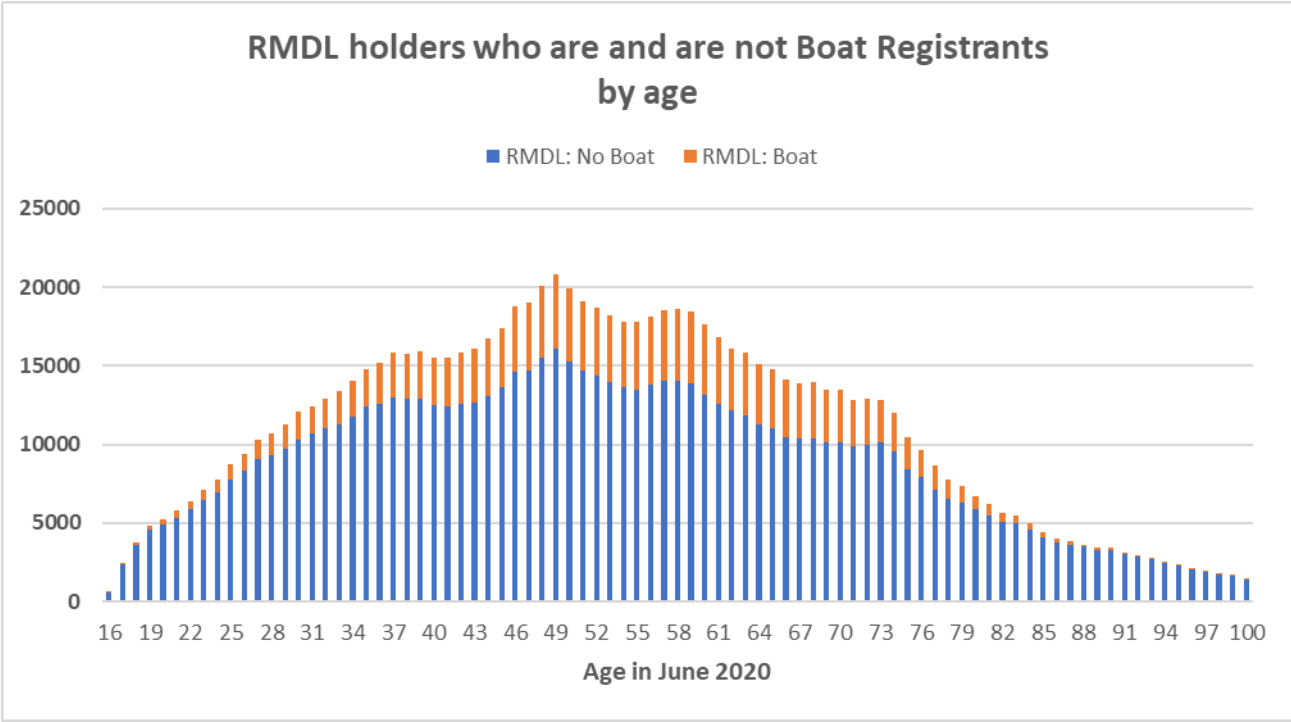


Table 1: Licensees, Registrants, and Vessels at June 2020

	Licensees	RMDL	Registrant ¹	Boats	PWCL	Registrant ²	PWC
	no.	no.	no.	no.	no.	no.	no.
Maritime Regions							
Brisbane	602877	602622	98645	110503	167808	19709	21918
Gladstone	135544	135499	35284	41195	19967	2173	2407
Mackay	50033	49979	13698	16594	6824	780	864
Townsville	67831	67816	16573	19839	9198	814	895
Cairns	71591	71531	15613	18662	8434	866	947
Out Of State	11502	11486	318	343	2311	81	88
Gender of Licensees							
Female	163520	163468	8673	9454	50647	2804	3136
Male	775748	775355	171456	197680	163895	21619	23983
Unspecified	110	110	2	2	0	0	
Age of Licensees							
Oldest Generation 1891–1926	20696	20696	122	128	3		
Lucky Generation 1927–1946	116346	116333	14569	16503	2109	255	277
Baby Boom 1947–1966	313493	313342	76866	90147	41849	6562	7402
Generation X & Y 1967–1986	343521	343281	71754	82154	99525	12900	14467
I Generation 1987–2006	144670	144629	16811	18195	71056	4706	4973
Not Recorded	652	652	9	9			
Year RMDL Issued							
1962 to 1980	89814	89814	15543	19147	2670	386	439
1981 to 2000	306326	306326	66596	80135	29241	5346	6122
2001 to 2019	528272	528272	94971	104625	175638	17808	19582
2020	12423	12423	2556	2662	6460	827	898
Not Recorded	2098	2098	399	489	88	17	20
No RMDL Issued	445		66	78	445	39	58
Year PWCL Issued							
2005	36845	36723	8164	10182	36845	3206	3758
2006 to 2015	111828	111589	15827	18277	111823	10173	11318
2016 to 2019	58076	58002	7910	8909	58075	9063	9918
2020	7799	7789	1036	1140	7799	1310	1413
No PWCL Issued	724830	724830	147194	168628		671	712
Total	939378	938933	180131	207136	214542	24423	27119
1: Licensees who have registered at least one boat.							
2: Licensees who have registered at least one PWC.							

Disclaimer

The data sources used in the compilation of this report are subject to an ongoing process of data validation and consequently the numbers and calculations presented are subject to revision.

Creative Commons information

© State of Queensland (Department of Transport and Main Roads) 2020



<http://creativecommons.org/licenses/by/4.0/>

This work is licensed under a Creative Commons Attribution 4.0 Licence. You are free to copy, communicate and adapt the work, as long as you attribute the authors.

The Queensland Government supports and encourages the dissemination and exchange of information. However, copyright protects this publication. The State of Queensland has no objection to this material being reproduced, made available online or electronically but only if its recognised as the owner of the copyright and this material remains unaltered.



The Queensland Government is committed to providing accessible services to Queenslanders of all cultural and linguistic backgrounds. If you have difficulty understanding this publication and need a translator, please call the Translating and Interpreting Service (TIS National) on 13 14 50 and ask them to telephone the Queensland Department of Transport and Main Roads on 13 74 68.

Disclaimer: While every care has been taken in preparing this publication, the State of Queensland accepts no responsibility for decisions or actions taken as a result of any data, information, statement or advice, expressed or implied, contained within. To the best of our knowledge, the content was correct at the time of publishing.