

## Recreational marine license census June 2021

### About this publication

This publication presents the results of a census taken of the number of current Queensland recreational marine licences on 30 June 2021. The data presented in this publication was extracted from the Department of Transport and Main Roads TRAILS Registration System (the register) on 2 July 2021.

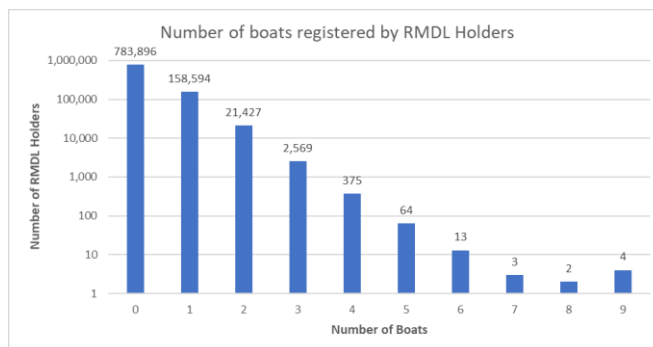
In Queensland, being issued a *Recreational Marine Driver Licence* (RMDL) is a prerequisite to being issued with a *Personal Watercraft Licence* (PWCL). Both marine licences are issued for an unlimited term and so will remain current unless they are surrendered, cancelled, or until the passage of time assures the licence can no longer be in use.

The graphs and tables provide the number of current recreational marine licences classified by type, maritime region, the age and gender of the licensees, the year in which a licence was issued and whether or not a licensee was the registrant of a personal watercraft (PWC) or boat (a vessel that is not a PWC).

The particulars of the boats and PWC that licensees have registered can be found in a companion report “Queensland Regulated Ship Census, June 2021”.

### Key Points

On 30 June 2021 records indicate that 939,378 people held a current marine license: two licenses for every nine Queensland residents over 16 years of age.



An RMDL was held by 966,947 people of whom 232,537 also held a PWCL. An additional 472 people, with interstate recreational boat licences or a commercial marine qualification, held a standalone PWCL.

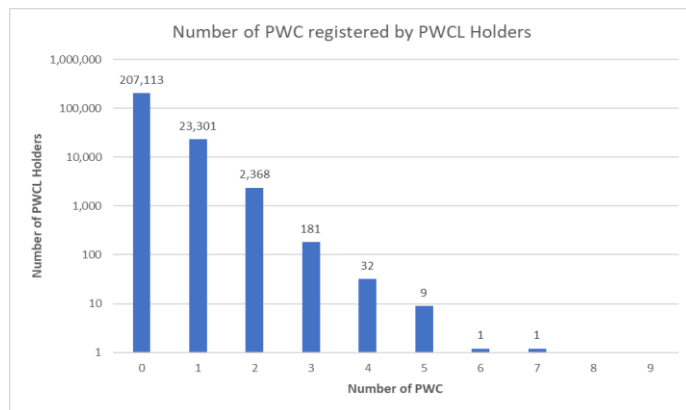
Nineteen per cent (183,051) of the 966,947 holders of an RMDL had registered at least one of 211,126

registered recreational boats. Most of these registrants (87%) registered a single boat.

Over the past twelve months the number of RMDL holders increased by 3 per cent while the number of RMDL holders registering boats increased by 1.7 per cent and the number of boats they had registered increased by 2 per cent.

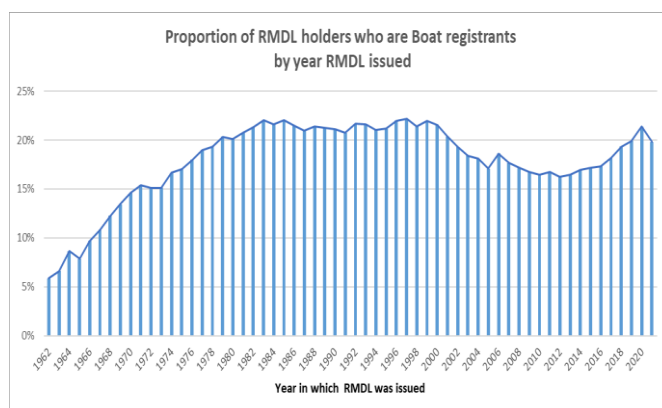
Eleven per cent (25,896) of the 233,009 holders of a PWCL had registered at least one of 28,808 PWC. Most of these registrants (90%) registered a single PWC.

Over the past twelve months the number of PWCL holders increased by 8.6 per cent while the number of PWCL holders who registered a PWC increased by 9 per cent and the number of PWC they registered increased by 9 per cent.



Only half of one per cent of licensees (5811) had registered at least one of 7,482 boats and at least one of 6,808 PWC. Most of these licensees (3,937) had registered a single boat and a single PWC.

Seventy-two per cent of current RMDLs were issued between 1962, when licenses were first issued, and 2010. A further 28 per cent of RMDLs were issued between 2011 and 2021.



The proportion of these licensees who were registrants of at least one boat increased from 6 per cent of those issued an RMDL in 1962 to a maximum of 22 per cent among those issued an RMDL in 1997 before falling to 16 per cent of those issued an RMDL in 2012. At this point the proportion of licensees who were registrants rose to 19.8 per cent among those issued a RMDL in the first half of 2021.

The majority (64%) of RMDL holders were resident in the Brisbane Maritime Region followed by the Gladstone Maritime Region which accommodated a further 14 per cent of RMDL holders. The Mackay, Townsville and Cairns regions accommodated 5, 7 and 8 per cent of RMDL holders respectively.

RMDL holders in the Mackay Maritime Region were the most likely (27%) to be the registrant of a boat and, at 1.2 boats per registrant, registered the highest average number of boats per registrant. RMDL holders in the Brisbane Maritime Region were the least likely (16%) to be the registrant of a boat and registered the lowest average number of boats at 1.2 boats per registrant.

Eighteen per cent (170,754) of RMDLs had been issued to women, 5 per cent (9066) of who had registered at least one of 9905 boats which accounts for 4.6 per cent of all the boats registered by licensees.



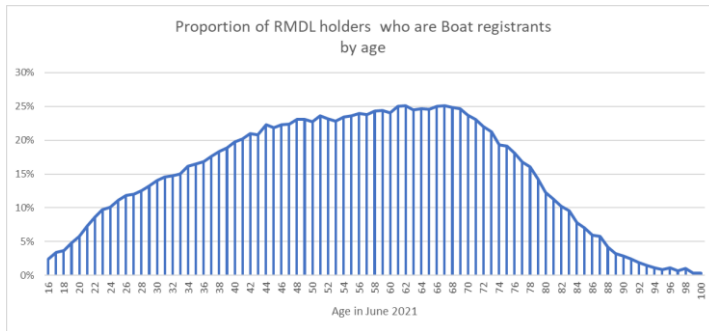
The mean and median age of the holders of an RMDL who had registered a boat was 54 and 53 years respectively. Ten per cent of these RMDL holders were more than 73 years of age, 10 per cent were less than 34 years of age and 50 per cent were between 43 and 64 years of age.

The mean and median ages of RMDL holders who had not registered a boat were both 54 and

53 years respectively. The distribution of these RMDL holders' ages was somewhat more dispersed.

Ten per cent were more than 80 years of age, 10 per cent were less than 29 years of age while 50 per cent were between 39 and 68 years of age.

It is of interest to note that the probability that the holder of an RMDL would be the registrant of a boat increased at a decreasing rate as the licensee became older.



Two per cent of 16-year-old RMDL holders were the registrants of a boat. This proportion increases, reaching a maximum of 25 per cent, at 62 years of age. At this point boat registrations declined until only 2 per cent of 92-year-old RMDL holders were the registrant of a boat.

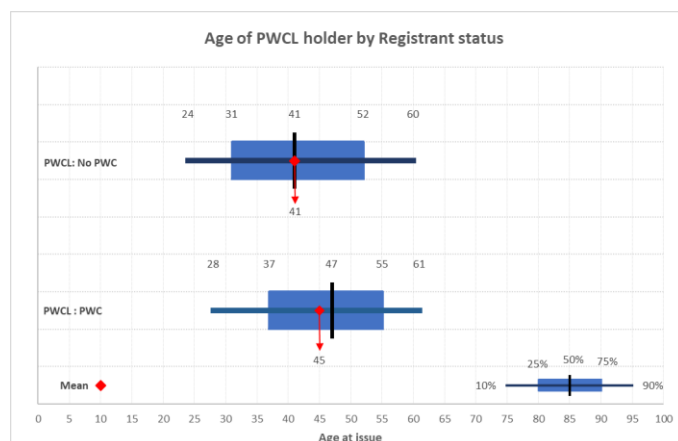
The proportion of licensees who had been issued with both an RMDL and a PWCL decreased with the licensee's age and increased as the year in which the RMDL was issued became more recent.

For example, 13 per cent of "Baby Boomers" (born 1947-1966) were issued both marine licenses, 30 per cent of the "X/Y Generation" (born 1967-1986) were issued both marine licenses, and 50 per cent of the "I Generation" (born 1987-2006) were issued both licenses.

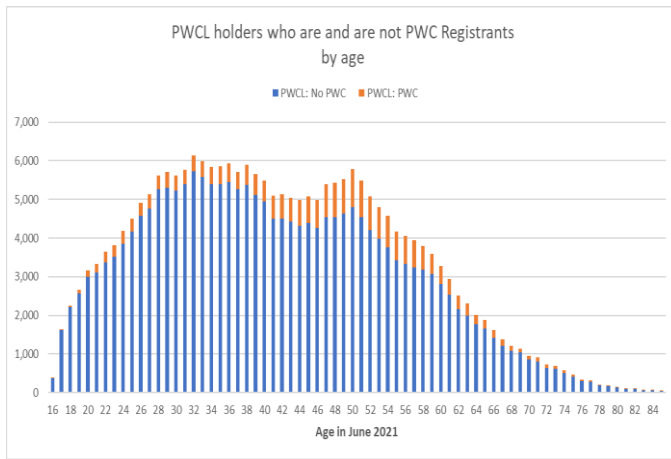
Likewise, 51% of those licensees obtaining an RMDL in 2021 were issued with both marine licenses, as were 34 % of those issued an RMDL between 2001 and 2020 and 10% of those issued an RMDL between 1981 and 2000.

It is of interest to note that women (331%) were far more likely than men (22%) to have both an RMDL and a PWCL.

The mean age of the holder of a PWCL who had registered a PWC was 45 years, while the median age was 47. Ten per cent of these PWCL holders were more than 61 years of age, 10 per cent were less than 28 years of age and 50 per cent were between 37 and 55 years of age.



The mean age of the holder of a PWCL who had not registered a PWC was 41 years, as was the median age. Ten per cent of these PWCL holders were more than 60 years of age, 10 per cent were less than 24 years of age and 50 per cent were between 31 and 52 years of age.



The four-year difference in the mean ages of PWCL holders who had and had not registered a PWC is a consequence of the distribution of licensees' ages having two peaks, the first centred around 31 years of age and the second around 49 year of age. While 50 per cent of PWCL holders were 40 years old or younger, those licensees who were over 40 years old were twice as likely (17% vs. 8%) to be the registrant of a least one PWC.

Twenty-four per cent (55,683) of PWCLs have been issued to women, 6% (3,189) of whom had registered at least one of 3573 PWC which accounts for 14% of all the PWC registered by licensees.

Sixteen per cent (36,845) of current PWCL were issued in 2005, the first year in which PWCL were issued. Nine per cent of these licensees were the registrant of a PWC.

A further 48% of PWCL were issued between 2006 and 2015. Nine per cent of these licensees were the registrant of a PWC. The remaining 36% per cent were issued between January 2016 and June 2021 and 16% of these licensees were the registrant of a PWC.

The majority (78%) of PWCL holders were resident in the Brisbane Maritime Region, followed by the Gladstone Maritime Region which accommodated a further 9% of PWCL holders. The Mackay, Townsville and Cairns regions accommodated 3, 4 and 4 per cent of PWCL holders respectively.

PWCL holders in the Brisbane Maritime Region were the most likely (12%) to be the registrant of a PWC whilst those in the Townsville Maritime Region were the least likely (9%) to be the registrant of a PWC. The average number of PWC a registrant would register was 1.1 throughout the state.

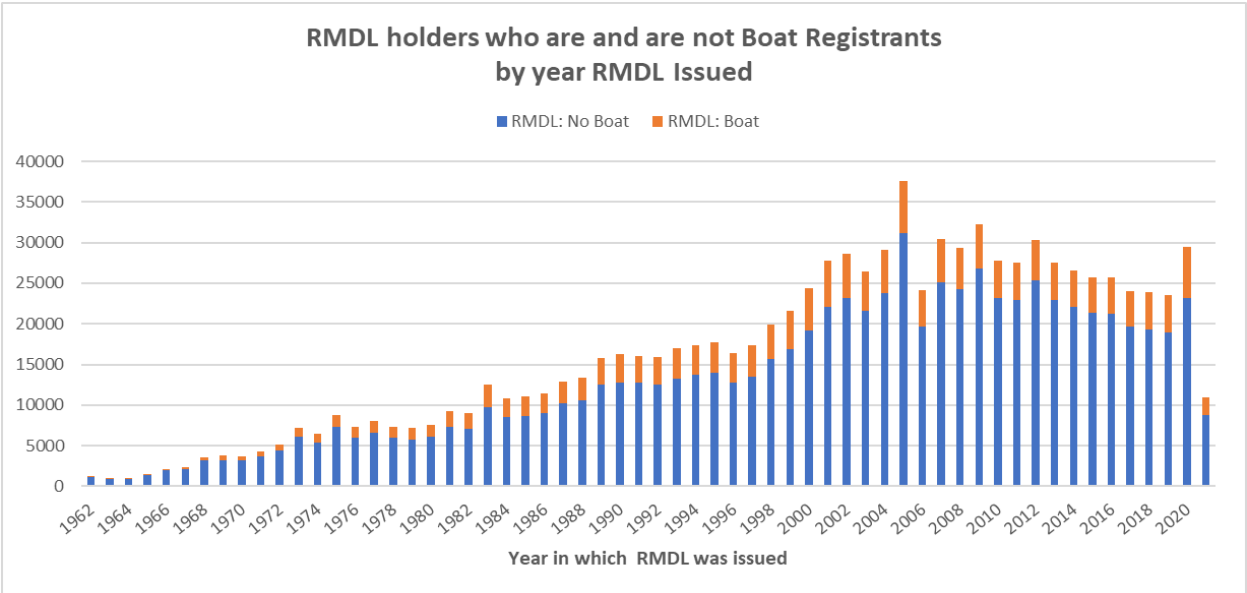
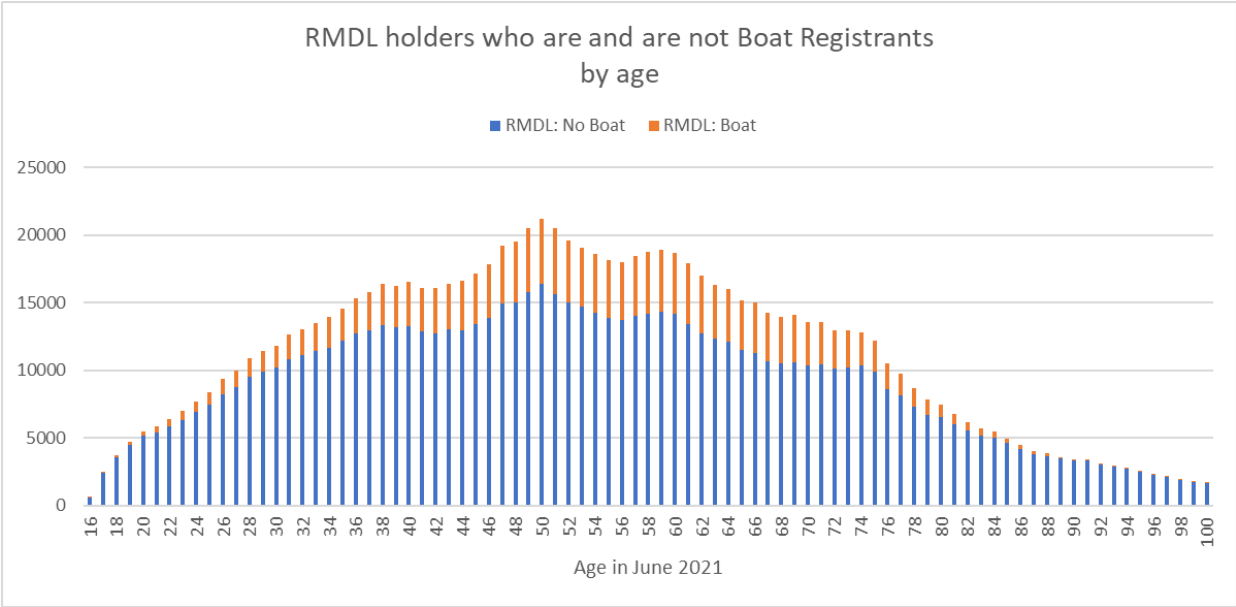


Table 1: Licensees, Registrants, and Vessels at June 2021

	Licensees	RMDL	Registrant <sup>1</sup>	Boats	PWCL	Registrant <sup>2</sup>	PWC
	no.	no.	no.	no.	no.	no.	no.
<b>Maritime Regions</b>							
Brisbane Region	621771	621505	100286	112780	182345	21551	24027
Gladstone Region	139592	139542	35835	41945	21723	2380	2627
Mackay Region	51249	51190	13881	16867	7344	848	927
Townsville Region	69270	69255	16795	20148	9892	903	990
Cairns Region	73619	73553	16018	19148	9221	945	1024
Out Of State	11918	11902	305	320	2484	72	75
<b>Gender of Licensees</b>							
Female	170809	170754	9066	9905	55683	3189	3573
Male	796505	796088	174053	201302	177326	23510	26097
Unspecified	105	105	1	1			
<b>Age of Licensees</b>							
Oldest Generation 1891–1926	20697	20697	99	103	3		
Lucky Generation 1927–1946	116503	116490	12986	14670	2138	227	248
Baby Boom 1947–1966	316741	316587	75801	89050	43551	6635	7474
Generation X & Y 1967–1986	353848	353593	75184	86660	106918	14412	16231
I Generation 1987–2006	159001	158951	19046	20721	80399	5425	5717
Not Recorded	629	629	4	4			
<b>Year RMDL Issued</b>							
1962 to 1980	89824	89824	14663	18067	2713	372	420
1981 to 2000	306379	306379	65805	79611	30180	5522	6369
2001 to 2020	557660	557660	100031	110711	193891	19895	21890
2021	10990	10990	2177	2275	5665	852	914
Not Recorded	2094	2094	375	462	88	17	19
No RMDL Issued	472		69	82	472	41	58
<b>Year PWCL Issued</b>							
2005	36840	36719	8262	10367	36840	3197	3774
2006 to 2015	111804	111565	16038	18641	111804	9682	10779
2016 to 2020	77349	77252	10688	12104	77349	11611	12751
2021	7016	7001	827	935	7016	1406	1502
No PWCL Issued	734410	734410	147305	169161		803	864
<b>Total</b>	<b>967419</b>	<b>966947</b>	<b>183120</b>	<b>211208</b>	<b>233009</b>	<b>26699</b>	<b>29670</b>
1: Licensees who have registered at least one boat.							
2: Licensees who have registered at least one PWC.							

## Disclaimer

The data sources used in the compilation of this report are subject to an ongoing process of data validation and consequently the numbers and calculations presented are subject to revision.

## Creative Commons information

© State of Queensland (Department of Transport and Main Roads) 2020



<http://creativecommons.org/licences/by/4.0/>

This work is licensed under a Creative Commons Attribution 4.0 Licence. You are free to copy, communicate and adapt the work, as long as you attribute the authors.

The Queensland Government supports and encourages the dissemination and exchange of information. However, copyright protects this publication. The State of Queensland has no objection to this material being reproduced, made available online or electronically but only if its recognised as the owner of the copyright and this material remains unaltered.



The Queensland Government is committed to providing accessible services to Queenslanders of all cultural and linguistic backgrounds. If you have difficulty understanding this publication and need a translator, please call the Translating and Interpreting Service (TIS National) on 13 14 50 and ask them to telephone the Queensland Department of Transport and Main Roads on 13 74 68.

Disclaimer: While every care has been taken in preparing this publication, the State of Queensland accepts no responsibility for decisions or actions taken as a result of any data, information, statement or advice, expressed or implied, contained within. To the best of our knowledge, the content was correct at the time of publishing.